

SECURITIES AND EXCHANGE COMMISSION

SEC FORM 17-C

CURRENT REPORT UNDER SECTION 17 OF THE SECURITIES REGULATION CODE AND SRC RULE 17.2(c) THEREUNDER

1. Date of Report (Date of earliest event reported)
Mar 31, 2021
2. SEC Identification Number
24015
3. BIR Tax Identification No.
000-282-553
4. Exact name of issuer as specified in its charter
Da Vinci Capital Holdings, Inc.
5. Province, country or other jurisdiction of incorporation
Manila, Philippines
6. Industry Classification Code(SEC Use Only)
7. Address of principal office
No. 900 Romualdez St., Paco, Manila
Postal Code
1007
8. Issuer's telephone number, including area code
028-5233055
9. Former name or former address, if changed since last report
None
10. Securities registered pursuant to Sections 8 and 12 of the SRC or Sections 4 and 8 of the RSA

Title of Each Class	Number of Shares of Common Stock Outstanding and Amount of Debt Outstanding
Common Share	1,124,999,969

11. Indicate the item numbers reported herein
Other matters

The Exchange does not warrant and holds no responsibility for the veracity of the facts and representations contained in all corporate disclosures, including financial reports. All data contained herein are prepared and submitted by the disclosing party to the Exchange, and are disseminated solely for purposes of information. Any questions on the data contained herein should be addressed directly to the Corporate Information Officer of the disclosing party.

Da Vinci Capital Holdings, Inc.

DAVIN

PSE Disclosure Form BL-1 - Comprehensive Corporate Disclosure on Backdoor Listing *Reference: Rules on Backdoor Listing*

Subject of the Disclosure

Amended Corporate Comprehensive Disclosure of Da Vinci Capital Holdings, Inc. dated March 30, 2021.

Background/Description of the Disclosure

This amended disclosure is in connection with:

- (a) the rescission of the Subscription Contract dated 28 January 2021 between Invescap Incorporated and Da Vinci, as approved by the Corporation's Board of Directors on 29 March 2021;
- (b) the proposed issuance of 11,250,000,000 common shares of stock of Da Vinci in exchange for Cosco Capital, Inc.'s shares of stock in its subsidiaries, specifically, Montosco, Inc., Meritus Prime Distributions, Inc., and Premier Wine and Spirits, Inc. in support of the proposed increase in the authorized capital stock of the Corporation;
- (c) the additional listing of shares, as approved by the Corporation's Board of Directors; and
- (d) the conduct of follow-on or public offering to local and/or foreign investors.

Date of Approval by Board of Directors	Mar 29, 2021
Date of Approval by Stockholders	TBA
Other Relevant Regulatory Agency, if applicable	None
Date of Approval by Relevant Regulatory Agency	TBA
Date of Approval by Securities and Exchange Commission, if applicable	TBA

Comprehensive Corporate Disclosure

The nature and description of the proposed transaction, including the timetable for implementation, and related regulatory requirements if applicable

On February 19 and March 29, 2021 special meetings, the Board of Directors of Da Vinci Capital Holdings, Inc. approved the issuance of 11,250,000,000 common shares of the corporation, which will be created and issued out of an increase in its authorized capital stock, to Cosco Capital, Inc. in exchange for the latter's 100% outstanding shares in Montosco, Meritus and Premier.

On March 29, 2021, the Board of Directors of Da Vinci approved the rescission of the Subscription Contract with Invescap Incorporated which was mutually agreed by the parties. The Board of Directors, after evaluating the transaction structure and discussing with its advisers, found that rescinding the Invescap subscription will streamline the process by eliminating unnecessary steps, create better efficiencies and optimize the structure that will: (1) facilitate the implementation and early completion of the share swap transaction; (2) allow the Company to create better value for all of its shareholders, including its public shareholders, that is less dilutive to the minority; and (3) provide the Company sufficient available unissued shares that will allow the Company to immediately act on capital raising opportunities when market conditions are optimal.

Upon completion of the Share Swap Transaction, Da Vinci will legally and beneficially own 100% of the outstanding shares of each of Montosco, Meritus and Premier. As a corollary, Cosco will own 98% equity interest in Da Vinci.

The rescission of the Subscription Contract, the exchange of shares, the Public Offering, and the additional listing of the Shares will be presented to the Corporation's stockholders for approval. The Corporation shall likewise seek, during a special stockholders meeting, the waiver by the majority of its minority stockholders present or represented in the said meeting to the requirement to conduct a rights or public offering of the shares subscribed by the related parties, with respect to the proposed Share Swap Transaction between Cosco and Da Vinci in support of the proposed increase in the authorized capital stock of the Corporation.

The Company is expecting to complete the transactions in the second or third quarter of 2021.

The transactions are subject to the requirements of the Securities and Exchange Commission, Philippine Stock Exchange, Bureau of Internal Revenue and the Philippine Competition Commission.

The reason/purpose of the transaction including the benefits which are expected to be accrued to the listed issuer as a result of the transaction

(1) Increase in Authorized Capital Stock

Da Vinci's proposed increase in authorized capital stock is for the purpose of: (i) implementing the proposed Share Swap Transaction; and (ii) raising additional capital either through Public Offering or private placement, or combination of both, to fund the Corporation's projects and investments consistent with its business purposes.

The Corporation intends to conduct a Public Offering of its shares as soon as possible after the completion of the Share Swap Transaction to comply with the minimum public ownership requirement under SEC and PSE rules. The use of proceeds of such Public Offering shall be disclosed at the appropriate time.

(2) Swap of Common Shares

The share swap transaction between Cosco and Da Vinci will result into the strategic spin-off of the three (3) liquor subsidiaries of Cosco Capital and injection of these companies into a separate publicly listed company thru Cosco acquiring controlling interest in Da Vinci.

The separate listing thru the backdoor listing is intended to unlock the strategic values of the three (3) liquor companies thru a pure liquor and wine distribution listed company in the capital market which will be the platform to further grow and expand the business.

The aggregate value of the consideration, explaining how this is to be satisfied, including the terms of any arrangements for payment on a deferred basis

On March 8, 2021, Da Vinci approved the valuation of three (3) liquor companies of Cosco at P22,500,000,000.00 to be paid in stocks amounting to 11,250,000,000 common shares at P2.00 per share, as follows:

- o 9,488,444,240 Da Vinci common shares will be swapped with 7,499,994 common shares of Cosco in Montosco;
- o 907,885,074 Da Vinci common shares will be swapped with 7,499,994 common shares of Cosco in Meritus;
- o 853,670,686 Da Vinci common shares will be swapped with 1,499,993 common shares of Cosco in Premier.

The Share Swap Transaction will take effect upon approval of Da Vinci's stockholders and the SEC. Isla Lipana & Co. has been engaged to provide the third-party Fairness Opinion on the transaction, with a supporting valuation report.

The basis upon which the consideration or the issue value was determined

The consideration for the common shares of Da Vinci to be exchanged for Cosco's 100% outstanding shares in each of Montosco, Meritus Prime and Premier Wine is based on discounted cash flow approach and shell premium analysis for Da Vinci.

Isla Lipana & Co. has been engaged to issue the corresponding 'fairness opinion' with valuation report to support the application for increase of capital stock and the Share Swap Transaction to be filed with the SEC.

For cash considerations, the detailed work program of the application of proceeds, the corresponding timetable of disbursements and status of each project included in the work program. For debt retirement application, state which projects were financed by debt being retired, the project cost, amount of project financed by debt and financing sources for the remaining cost of the project

There will be no cash consideration for the issuance of the Da Vinci's common shares pursuant to the Share Swap Transaction.

The listed company must present a statement of active business pursuits and objectives which details the steps undertaken and proposed to be undertaken by the Issuer in order to advance its business

The matters that have been approved by the Board of Directors in its meetings on February 19 and March 29, 2021, which will be presented to the stockholders for their approval, are the steps being undertaken by the Corporation in order to advance its business, specifically the creation of additional shares to allow the Share Swap Transaction and for future capital raising activities to fund the Corporation's projects and investments consistent with its business purposes.

The Corporation will be engaged in the distribution and marketing of local and imported wines, liquors, beer, other beverages and related products. It intends to widen its market coverage in the Philippines, engage in e-commerce, add more brands in its portfolio, and buy or build its own liquor production or manufacturing facilities in the future.

Effects in the listed company before and after the transaction on the following:

Increase in authorized capital stock

From	Authorized Capital Stock: P327,600,000.00 (1,200,000,000 Common Shares with par value of P0.023 per share and 3,000,000,000 Preferred Shares with par value of P0.10 per share)
To	Authorized Capital Stock: P2,000,000,000.00 (20,000,000,000 Common Shares with par value of P0.10 per share)

Nature of business

From	A holding company without business or operation.
To	The Corporation will remain a holding company but, after the transaction, the Corporation will have three (3) operating subsidiary companies engaged in the liquor and wine distribution business.

Corporate Name

From	Da Vinci Capital Holdings, Inc.
To	The Keepers Holdings, Inc.

Board of Directors

Name	(Regular or Independent)	
Lucio L. Co	Regular Director	
Camille Clarisse P. Co	Regular Director	
Jose Paulino Santamarina	Regular Director	
Robin Derrick Chua	Regular Director	
Janelle Uy	Regular Director	
Enrico Cruz	Independent Director	
Bienvenido Laguesma	Independent Director	

Principal Officers

Name	Position/Designation	
Lucio L. Co	Chairman	
Jose Paulino Santamarina	President	
Baby Gerlie Sacro	Corporate Secretary	

Imelda Lacap	Comptroller	
--------------	-------------	--

Ownership structure

Principal Shareholders	Before		After	
	Number of shares	%	Number of shares	%
Invescap Incorporated	956,203,336	85	219,926,767.28	1.9
Public Float	168,795,132	15	38,822,880.36	<1
Directors and Officers	1,501	0	345.23	0
Cosco Capital, Inc.	0	0	11,250,000,000	98%

Capital structure**Issued Shares**

Type of Security /Stock Symbol	Before	After
Common Share	1,124,999,969	11,508,749,992.80

Outstanding Shares

Type of Security /Stock Symbol	Before	After
Common Share	1,124,999,969	11,508,749,992.80

Treasury Shares

Type of Security /Stock Symbol	Before	After
None	-	-

Listed Shares

Type of Security /Stock Symbol	Before	After
Common Share	1,124,999,969	11,508,749,992.80

Effect(s) on the public float, if any	Considering that Da Vinci and Cosco Capital, Inc. are both under the control of Mr. Lucio L. Co, the Company will go below its minimum public ownership requirement. The Company is preparing for a follow-on public offering to raise more funds for the operation of its new business and to comply with the minimum public ownership requirement.
Effect(s) on foreign ownership level, if any	None

Additional information on the unlisted company

Nature and business
Please see attached businesses of the three liquor companies in the attached disclosure.
Discussion of major projects and investments
The Corporation will be engaged in distribution and marketing of local and imported wines, liquors, beer, other beverages and related products. It intends to widen its market coverage in the Philippines, engage in e-commerce, add more brands in its portfolio, and buy or build its own liquor production or manufacturing facilities in the future.

List of subsidiaries and affiliates, with percentage holdings

Name of Subsidiary or Affiliate	% Ownership
Please see attached Comprehensive Corporate Disclosure.	-

Capital structure**Authorized capital stock**

Type of Security	Amount	Number of Shares
Please see attached GIS of the Liquor Companies	-	-

Subscribed Shares

Type of Security	Amount	Number of Shares
------------------	--------	------------------

Please see attached GIS of the Liquor Companies	-	-
---	---	---

Paid-Up Capital

Amount	Please see attached GIS of the Liquor Companies
Number of Shares	-

Issued Shares

Type of Security	Amount	Number of Shares
Please see attached GIS of the Liquor Companies	-	-

Outstanding Shares

Type of Security	Amount	Number of Shares
Please see attached GIS of the Liquor Companies	-	-

Par Value

Type of Security	Amount
Please see attached GIS of the Liquor Companies	-

Ownership Structure (including percentage holdings)

Name	Number of Shares	% Ownership
Please see attached GIS of the Liquor Companies	-	-

Board of Directors

Name	(Regular or Independent)
Please see attached GIS of the Liquor Companies	-

Principal Officers

Name	Position/Designation
Please see attached GIS of the Liquor Companies	-

The interest which the directors of the parties to the transaction have in the transaction

Mr. Lucio L. Co is the Chairman of both Da Vinci's and Cosco's Board. He owns 33% of Cosco's outstanding capital stock and is the ultimate beneficial owner of Invescap Incorporated which is the principal stockholder of Da Vinci. He is also a Director of Montosco and Meritus.

Ms. Susan P. Co is the Vice Chairman of Cosco's Board and owns 24.73% of Cosco's outstanding capital stock. She is also a Director of Montosco, Meritus and Premier, who owns nominal shares in the said companies.

Ms. Camille Clarisse P. Co is a Director of both Da Vinci, Montosco and Premier, with nominal shareholdings. She owns 1.48% of Cosco's outstanding capital stock. She is also the Chairman of the Board and President of Meritus.

Mr. Robin Derrick Co Chua Co is a Director of both Da Vinci and Premier, owning nominal shares in the said companies.

Ms. Jannelle O. Uy is a Director of Da Vinci, as well as the Chairman of the Board and President of Montosco. She has nominal shares in both companies.

Lastly, Atty. Bienvenido E. Laguesma is an Independent Director of both Cosco and Da Vinci.

Statement as to the steps to be taken, if any, to safeguard the interests of the shareholders

Mr. Lucio L. Co, as the common Director of both parties to the Share Swap Transaction, abstained from voting on the proposed Share Swap Transaction during the special meeting of Da Vinci's Board held on February 19, 2021. Atty. Bienvenido E. Laguesma, who is an Independent Director of both Cosco and Da Vinci, also abstained from voting on the proposed transaction.

A stockholders' meeting will be held for the purpose of presenting to the stockholders the matters set forth above, among other matters, for their approval.

A copy of this Amended Comprehensive Corporate Disclosure will be attached to the notice of the stockholders' meeting, which will be sent out to the stockholders.

Other Relevant Information

This Comprehensive Corporate Disclosure is hereby amended to inform the stockholders and the investing public of the rescission of Subscription Contract between Da Vinci and Invescap Incorporated and its resulting changes in the primary transaction with Cosco Capital, Inc.

No Deed of Exchange has been signed yet but as soon as the stockholders approve the transaction, both parties will sign the necessary documents and we will furnish the Exchange copies thereof.

For more details of the transactions and the companies involved therein, please see the attached Amended Corporate Comprehensive Disclosure together with the Articles of Incorporation, By Laws, General Information Sheets, and Audited Financial Statements of the three liquor companies and the Ownership Structure of Da Vinci before and after the share swap transaction.

Filed on behalf by:

Name	Candy Dacanay-Datuon
Designation	Corporate Secretary

**AMENDED COMPREHENSIVE CORPORATE DISCLOSURE
OF DA VINCI CAPITAL HOLDINGS, INC.
March 30, 2021**

This disclosure is in connection with: (a) the subscription by Invescap Incorporated (“**Invescap**”) to twenty-five percent (25%) of the increase in authorized capital stock or in the amount of P418,100,000.00 divided into 4,181,000,000 common shares to support the increase in the authorized capital stock of Da Vinci Capital Holdings, Inc.’s (the “**Corporation**” or “**Da Vinci**”) to P2 billion, as approved by the stockholders on November 20, 2020; (b) the rescission of the Subscription Contract dated 28 January 2021 between Invescap and Da Vinci, as approved by the Corporation’s Board of Directors on 29 March 2021, (c) the proposed issuance of 11,250,000,000 common shares of stock (the “**Shares**”) of Da Vinci in exchange for Cosco Capital, Inc.’s (“**Cosco**”) shares of stock in its subsidiaries, specifically, Montosco, Inc. (“**Montosco**”), Meritus Prime Distributions, Inc. (“**Meritus**”), and Premier Wine and Spirits, Inc. (“**Premier**”) in support of the proposed increase in the authorized capital stock of the Corporation; (c) the additional listing of Shares, as approved by the Corporation’s Board of Directors; and (d) the conduct of follow-on or public offering to local and/or foreign investors (the “**Public Offering**”).

The rescission of the Subscription Contract, the exchange of shares (the “**Share Swap Transaction**”), the Public Offering, and the additional listing of the Shares will be presented to the Corporation’s stockholders for approval. The Corporation shall likewise seek, during a special stockholders meeting, the waiver by the majority of its minority stockholders present or represented in the said meeting to the requirement to conduct a rights or public offering of the shares subscribed by the related parties, with respect to the proposed Share Swap Transaction between Cosco and Da Vinci in support of the proposed increase in the authorized capital stock of the Corporation. Cosco is 33% owned by Mr. Lucio Co, and Da Vinci is 85% owned by Invescap.

In compliance with Section 3 of the Philippine Stock Exchange (“**PSE**”) Rules on Backdoor Listing, and Article V, Part A of the PSE Listing and Disclosure Rules on the Rule on Additional Listing of Shares, the Corporation sets out below the information required for and under this Comprehensive Corporate Disclosure.

(a) Copies of all agreements duly executed that are relevant to the transaction

On January 28, 2021, Da Vinci and Invescap executed a Subscription Contract whereby Invescap subscribed to the twenty-five per cent (25%) of the increase in authorized capital stock or in the amount of P418,100,000.00 divided into 4,181,000,000 common shares at the proposed new par value of P0.10 per share, and paid 25% thereof in cash as required under Section 37 of the Revised Corporation Code, copy of the Subscription Contract is hereto attached as “**Annex A**”.

On March 8, 2021, Da Vinci and Cosco agreed on the consideration of the Share Swap Transaction to be 11,250,000,000 common shares at P2.00 each share in exchange of Cosco’s 100% outstanding shares in Montosco, Meritus and Premier. Isla Lipana & Co. has been engaged to provide the third-party ‘Fairness Opinion’ on the transaction, with a supporting Valuation Report. The Corporation will provide the Exchange of such Fairness Opinion and supporting Valuation Report in due course.

No Deed of Exchange has been signed yet but as soon as the stockholders approve the transaction, both parties will sign the necessary documents and we will furnish the Exchange copies thereof.

On March 29, 2021, the Board of Directors of Da Vinci approved the rescission of the Subscription Contract with Invescap, as mutually agreed by the parties.

No Rescission Agreement has been signed yet until the stockholders approve the rescission of the Subscription Contract. Both parties will sign the necessary documents and we will furnish the Exchange copies thereof in due course.

(b) *Nature and description of the proposed transaction, including the timetable for implementation, and related regulatory requirements, if applicable*

(1) Increase in the authorized capital stock

On October 26, 2020, during the special meeting of the Da Vinci's Board of Directors, it resolved to approve the increase of the authorized capital stock of the Corporation and amend the Article Seventh of the Corporation's articles of incorporation for purposes of implementing the Share Swap Transaction. The authorized capital stock was approved to be increased to P2 billion divided into twenty (20) billion common shares with par value of P0.10 per share. The Board of Directors likewise approved, during the aforesaid meeting, the increase in the par value of the Corporation's shares from P0.023 per share to P0.10 per share.

During the November 20, 2020 annual stockholders' meeting, Da Vinci's stockholders approved the increase and the amendment of the articles of incorporation to reflect the increase in the authorized capital stock and par value, among others. In the same meeting, Da Vinci's board of directors was given the authority to set the final terms and conditions of the said increase including the manner of subscription thereto.

On January 28, 2021, Da Vinci and Invescap executed a Subscription Contract whereby Invescap subscribed to the required twenty-five per cent (25%) of the increase in authorized capital stock or in the amount of P418,100,000.00 divided into 4,181,000,000 common shares at the proposed par value of P0.10 per share, and paid 25% thereof in cash, to support the increase in the authorized capital stock pursuant to the requirement under Section 37 of the Revised Corporation Code.

On February 19, 2021, the Board of Directors of the Corporation ratified the said subscription of Invescap to the 25% of the increase in the authorized capital stock at the proposed par value of P0.10 per share.

On March 29, 2021, the Board of Directors of Da Vinci approved the rescission of the Subscription Contract which was mutually agreed by the parties. The Board of Directors, after evaluating the transaction structure and discussing with its advisers, found that rescinding the Invescap subscription will streamline the process by eliminating unnecessary steps, create better efficiencies and optimize the structure that will: (1) facilitate the implementation and early completion of the share swap transaction; (2) allow the Company to create better value for all of its shareholders, including its public shareholders, that is less dilutive to the minority; and (3) provide the Company sufficient available unissued shares that will allow the Company to immediately act on capital raising opportunities when market conditions are optimal.

The rescission of the Subscription Contract will be presented by Da Vinci to the stockholders for approval.

In view of the rescission of the Subscription Contract, the proposed increase in authorized capital stock, which reflects the subscription by Invescap and which is still under evaluation by the SEC, has been withdrawn.

(2) Share Swap Transaction

As discussed during its February 19, 2021 special meeting, the Board approved the issuance of common shares of the Corporation, which will be created and issued out of an increase in its authorized capital stock, in exchange for 100% of the outstanding shares of Montosco, Meritus and Premier.

Specifically, (a) 9,488,444,240 common shares of Da Vinci will be swapped with 7,499,994 common shares of Cosco in Montosco, Inc.; (b) 907,885,074 common shares of Da Vinci will be swapped with 7,499,994 common shares of Cosco in Meritus Prime Distributions, Inc.; and finally, (c) 853,670,686 common shares of Da Vinci will be swapped with 1,499,993 common shares of Cosco in Premier Wine and Spirits, Inc.

On March 29, 2021, the Board of Directors of Da Vinci approved the proposal of Cosco to subscribe to 11,250,000,000 common shares at P2.00 per share in support of the proposed increase in Da Vinci's authorized capital stock via a Share Swap Transaction.

Upon completion of the Share Swap Transaction, Da Vinci will legally and beneficially own 100% of the outstanding shares of each of Montosco, Meritus and Premier. As a corollary, Cosco will own a controlling equity interest in Da Vinci.

Considering that Mr. Lucio L. Co, the Chairman of the Board of Directors of Da Vinci is also Cosco's Chairman of the Board, with ownership of 33% of Cosco's outstanding capital stock, he abstained from voting on the proposed Share Swap Transaction.

Likewise, Atty. Bienvenido E. Laguesma is an Independent Director of both Cosco and Da Vinci; thus, he also abstained from voting on the transaction, as proposed.

(3) Additional Listing of the Shares

The Corporation must apply for listing with the PSE of the additional shares of stock to be issued in connection with the increase of capital stock and the Share Swap Transaction to comply with the PSE listing rules. The additional listing of shares without the conduct of a rights or public offering shall be submitted for approval of the stockholders.

(4) Follow-On / Public Offering

Considering that the proposed increase in the authorized capital stock and the Share Swap Transaction will affect the minimum public float of the Corporation, Da Vinci intends to conduct a Follow-on Public Offering of its shares as soon as possible after the completion of the Share Swap Transaction to comply with the minimum public ownership requirement under SEC and PSE rules.

(5) Regulatory Requirements

Minimum Subscription of Increase in Authorized Capital Stock

To comply with the requirements of Section 37 of the Revised Corporation Code, which provides that at least 25% of the increased capital stock of Da Vinci must be subscribed, Cosco will subscribe to 11,250,000,000 common shares at P2.00 per share via the Share Swap Transaction.

Conduct of Rights Offering

In addition to the stockholders' approval, the proposed Share Swap Transaction and increase in authorized capital stock, which involves related parties, is subject to the conduct of a rights or public offering under Article V, Section 5 of the Consolidated Listing and Disclosure Rules of the PSE.

In this regard, the Board of Directors of the Corporation will also request the minority stockholders that will be present or represented during the annual stockholders' meeting to waive such rights or public offering requirement.

Tax-Free Exchange

The Share Swap Transaction will be done via a tax-free exchange under Section 40(C)(2) of

the National Internal Revenue Code ("**Tax Code**"), as amended, which provides:

"SEC. 40. Determination of Amount and Recognition of Gain or Loss

(C) Exchange of Property. -

(2) Exception.

No gain or loss shall also be recognized if property is transferred to a corporation by a person in exchange for stock or unit of participation in such a corporation of which as a result of such exchange said person, alone or together with others, not exceeding four (4) persons, gains control of said corporation: Provided, That stocks issued for services shall not be considered as issued in return for property."

As applicable, the parties to the Share Swap Transaction intend to file with the Bureau of Internal Revenue ("**BIR**") an application for a tax-free exchange ruling confirming that the transaction is a tax-free exchange transaction under Section 40(C)(2) of the Tax Code, and is thus, exempt from the payment of taxes such as income tax, value-added, donor's tax and documentary stamp tax. Securing a favorable ruling from the BIR is a material consideration of the parties in entering into the Share Swap Transaction, and they may not proceed with the transaction in the event that the BIR does not grant such favorable ruling.

Philippine Competition Act

Pursuant to Section 4 (eee) of Republic Act ("RA") No. 11494 or the "Bayanihan to Recover as One Act, all mergers and acquisitions with transaction values below PhP50 Billion shall be exempt from compulsory notification under Section 17 of Republic Act No. 10667 or the "Philippine Competition Act" if entered into within a period of two (2) years from the effectivity of RA No. 11494; and shall likewise be exempt from the Philippine Competition Commission's ("**PCC**") power to review mergers and acquisitions motu proprio provided in Section 12 of RA No. 10667 for a period of one (1) year from the effectivity of RA No. 11494.

Despite the exemption from the requirement, the Corporation will submit to the PCC a request for confirmation of non-coverage from the compulsory notification regime pursuant to the Revised Guidelines on Letters of Non-Coverage from Compulsory Notification, in respect of the proposed Share Swap Transaction.

Approval of Increase of Capital

The Corporation anticipates the approval of its application for increase in authorized capital stock with the SEC by the second quarter of 2021.

(c) Reason or Purpose of the transaction including the benefits which are expected to be accrued to the listed issuer as a result of the transaction

(1) Increase in Authorized Capital Stock

Da Vinci's proposed increase in authorized capital stock is for the purpose of: (i) implementing the proposed Share Swap Transaction; and (ii) raising additional capital either through Public Offering or private placement, or combination of both, to fund the Corporation's projects and investments consistent with its business purposes.

The Corporation intends to conduct a Public Offering of its shares as soon as possible after the completion of the Share Swap Transaction to comply with the minimum public ownership requirement under SEC and PSE rules. The use of proceed of such Public Offering shall be disclosed at the appropriate time.

(2) Swap of Common Shares

The share swap transaction between Cosco and Da Vinci will result into the strategic spin-off of the three (3) liquor subsidiaries of Cosco Capital and injection of these companies into a separate publicly listed company thru Cosco acquiring controlling interest in Da Vinci.

The separate listing thru the backdoor listing is intended to unlock the strategic values of the three (3) liquor companies thru a pure liquor and wine distribution listed company in the capital market which will be the platform to further grow and expand the business.

(d) *The aggregate value of the consideration, explaining how this is to be satisfied, including the terms of any arrangements for payment on a deferred basis*

On March 8, 2021, Da Vinci approved the valuation of three (3) liquor companies of Cosco at P22,500,000,000.00 to be paid in stocks amounting to 11,250,000,000 common shares at P2.00 per share in exchange for 100% of Cosco's outstanding shares of Montosco, Meritus and Premier, as follows:

- 9,488,444,240 Da Vinci common shares will be swapped with 7,499,994 common shares of Cosco in Montosco;
- 907,885,074 Da Vinci common shares will be swapped with 7,499,994 common shares of Cosco in Meritus;
- 853,670,686 Da Vinci common shares will be swapped with 1,499,993 common shares of Cosco in Premier.

On March 29, 2021, the Board of Directors of Da Vinci approved the proposal of Cosco to subscribe to 11,250,000,000 common shares at P2.00 per share in support of the proposed increase in Da Vinci's authorized capital stock via the Share Swap Transaction.

The Share Swap Transaction will take effect upon approval of Da Vinci's stockholders and the SEC. Isla Lipana & Co. has been engaged to provide the third-party Fairness Opinion on the transaction, with a supporting valuation report.

(e) *The basis upon which the consideration or the issue value was determined*

The consideration for the common shares of Da Vinci to be exchanged for Cosco's 100% outstanding shares in each of Montosco, Meritus Prime and Premier Wine is based on discounted cash flow approach and shell premium analysis for Da Vinci.

Isla Lipana & Co. has been engaged to issue the corresponding 'fairness opinion' with valuation report to support the application for approval of the Share Swap Transaction to be filed with the SEC.

(f) *For cash consideration, the detailed work program of the application of proceeds, the corresponding timetable of disbursements and status of each project included in the work program. For debt retirement application, state which projects were financed by debt being retired, the project cost, the amount of project financed by debt and financing sources for the remaining cost of the project*

There will be no cash consideration for the issuance of the Da Vinci's common shares pursuant to the Share Swap Transaction.

(g) *The Corporation, as the listed company, must present a statement of active business pursuits and objectives which details the steps undertaken and proposed to be undertaken by the Corporation in order to advance its business*

The matters that have been approved by the Board of Directors in its meetings on February 19, 2021 and on March 29, 2021, which will be presented to the stockholders for their approval at the special stockholders' meeting to be scheduled, are the steps being undertaken by the Corporation in order to advance its business, specifically the creation of additional shares to allow the Share Swap Transaction and for future capital raising activities to fund the Corporation's projects and investments consistent with its business purposes.

The Corporation will be engaged in the distribution and marketing of local and imported wines, liquors, beer, other beverages and related products. It intends to widen its market coverage in the Philippines, engage in e-commerce, add more brands in its portfolio, and buy or build its own liquor production or manufacturing facilities in the future.

(h) Effects in the Corporation, as the listed company, before and after the Share Swap Transaction on the following:

(1) Increase in Authorized Capital Stock

BEFORE THE INCREASE	AFTER THE INCREASE
Authorized Capital Stock: P327,600,000.00 (1,200,000,000 Common Shares with par value of P0.023 per share and 3,000,000,000 Preferred Shares with par value of P0.10 per share)	Authorized Capital Stock: P2,000,000,000.00 (20,000,000,000 Common Shares with par value of P0.10 per share)
Outstanding Capital Stock: 1,124,999,969	Outstanding Capital Stock: 11,508,749,992.80
Paid-Up Capital Stock: 1,124,999,969	Paid Up Capital Stock: 11,508,749,992.80

**Outstanding capital stock consists of the existing stockholders of Da Vinci equivalent to 258,749,992.87 shares (after changing the par value at P0.10) and the new 11,250,000,000 shares to be issued to Cosco at P2.00 per share.*

**Paid Up Capital Stock consists of the existing stockholders of Da Vinci equivalent to 258,749,992.87 shares at P0.10 per share or P25,874,999.29 and 11,250,000,000 shares of Cosco at P2.00 per share.*

(2) Change in the Nature of Business

The Corporation will remain a holding company but, after the transaction, the Corporation will have three (3) operating subsidiary companies engaged in the liquor and wine distribution business.

There will be no change in the board of directors and officers of the Corporation as a consequence of the Share Swap Transaction.

(3) Change in Name

In contemplation of the re-organization and to make it more appropriate to the intended purpose, the Corporation shall change its name to "The Keepers Holdings, Inc.", as approved by the Directors on October 6, 2020 and approved by the stockholders on November 20, 2020. This has yet to be approved by the SEC.

(4) Change in Board of Directors

There will be no change in the Board of Directors.

(5) Ownership Structure (including percentage holdings to total outstanding shares') of the Corporation Before and After the Transaction

BEFORE THE INCREASE IN CAPITAL STOCK	AFTER THE INCREASE IN CAPITAL STOCK
Authorized Capital Stock: P327,600,000.00 (1,200,000,000 Common Shares with par value of P0.023 per share and 3,000,000,000 Preferred Shares with par value of PhP0.10 per share)	Authorized Capital Stock: P2,000,000,000.00 (20,000,000,000 Common Shares with par value of P0.10 per share)
Outstanding Capital Stock: Invescap Incorporated – 85% Public Float – 15%	Outstanding Capital Stock: Cosco Capital, Inc. – 98% Invescap Incorporated – 1.9% Public Float – less than 1%

(6) Capital Structure of the Corporation

Please see the discussion under item (h)(1) above.

(i) Additional information on unlisted companies:

Following is a brief description of the related unlisted liquor companies, including capital structures based on their General Information Sheets and financial information based on Audited Financial Statements:

Montosco, Inc.

(i) Nature of business

Montosco is a domestic corporation registered with the SEC on August 13, 2008, and was incorporated for the primary purpose of trading goods on wholesale and retail basis.

(ii) Major projects and investment

Montosco is the lead company among the three (3) liquor companies subject of the share swap, having in its portfolio "Alfonso" the number one imported brand in the country by volume and value. It drives the liquor segment's revenue and bottomline. Completing Montosco's portfolio is Diageo, the leading spirits company in the world, having Johnnie Walker as its leading brand. A unique trading relationship with Diageo has been established, including exclusivity on key brands.

(iii) List of Subsidiaries and affiliates with percentage of holdings

Montosco has no subsidiary.

(iv) Capital Structure

Type of Security	Amount (in PhP)	Number of Shares
Authorized Capital Stock		

Common Stock	750,000,000.00	7,500,000
Subscribed Shares		
Common Stock	750,000,000.00	7,500,000
Paid-up Capital		
Common Stock	750,000,000.00	7,500,000

Type of Security	Amount (in PhP)
Par Value	
Common Stock	100.00

(v) Ownership Structure (including percentage of holdings)

Name of Stockholder	Number of Shares	Percentage of Ownership
Cosco Capital, Inc.	7,499,994	100.00%
Lucio L. Co	1	0.00%
Susan P. Co	1	0.00%
Jannelle O. Uy	1	0.00%
Pamela Justine P. Co	1	0.00%
Camille Clarisse P. Co	1	0.00%
Katrina Marie P. Co	1	0.00%

(vi) Board of Directors, Principal Officers and Major Shareholders

Board of Directors	
Jannelle O. Uy	Chairman of the Board
Pamela Justine P. Co	Director
Camille Clarisse P. Co	Director
Lucio L. Co	Director
Susan P. Co	Director

Officers	
Jannelle O. Uy	President
Maricel B. Joyag	Vice President
Evelyn B. Binanitan	Corporate Secretary
Maria Crisanta A. Relos	Treasurer

(vii) ***The interest which directors of the parties to the transaction have in the transaction***

Mr. Lucio L. Co is the Chairman of Cosco's Board, and a Director of both Montosco and Da Vinci. He owns 33% of Cosco's outstanding capital stock and has nominal shares in Montosco and is the ultimate beneficial owner of Invescap Incorporated which is the principal stockholder of Da Vinci.

Meanwhile, Ms. Camille Clarisse P. Co is a Director of both Da Vinci and Montosco, with nominal shareholding. She owns 1.48% of Cosco's outstanding capital stock.

Finally, Atty. Bienvenido E. Laguesma is an Independent Director of both Cosco and Da Vinci.

(viii) **Statement as to the steps to be taken, if any, to safeguard the interests of the shareholders**

Mr. Lucio L. Co, as the common Director of both parties to the Share Swap Transaction and of Montosco, abstained from voting on the proposed Share Swap Transaction during the special meeting of Da Vinci's Board held on February 19, 2021. The other shareholders of Montosco have been notified of the proposed Share Swap Transaction.

Atty. Bienvenido E. Laguesma, who is an Independent Director of both Cosco and Da Vinci, also abstained from voting on the proposed transaction.

(ix) **Any other information necessary to enable the investor to make an informed investment decision**

The latest articles of incorporation, by-laws, general information sheet, and audited financial statements from the years 2017 to 2019 of Montosco are attached as **Annexes "B", "B-1", "B-2", "B-3", "B-4" and "B-5"**.

Meritus Prime Distributions Inc.

(i) **Nature of business**

Meritus is a domestic corporation registered with the SEC on February 17, 2010, and was incorporated for the primary purpose of buying, selling, exporting, manufacturing, bottling and distribution of all kinds of wines, liquors, beers and other alcoholic and non-alcoholic beverages, etc.

(ii) **Major projects and investment**

Meritus prides itself by carrying the number one bourbon whisky brand in the world, "Jim Beam" and its strong relationship with Beam Suntory group - the third-largest spirits producer in the world. It also represents the portfolio of W. Grants where Glenfiddich, the leading single malt whisky in the world, is among its key brands. Rounding the list for Meritus are Roku and Hendricks- the hottest craft gin brands in the market.

(iii) **List of Subsidiaries and affiliates with percentage of holdings**

Meritus has no subsidiary.

(iv) **Capital Structure**

Type of Security	Amount (in PhP)	Number of Shares
Authorized Capital Stock		
Common Stock	750,000,000.00	7,500,000
Subscribed Shares		
Common Stock	750,000,000.00	7,500,000
Paid-up Capital		
Common Stock	750,000,000.00	7,500,000

Type of Security	Amount (in PhP)
Par Value	

Common Stock	100.00
--------------	--------

(v) **Ownership Structure (including percentage of holdings)**

Name of Stockholder	Number of Shares	Percentage of Ownership
Cosco Capital, Inc.	7,499,994	100.00%
Lucio L. Co	1	0.00%
Susan P. Co	1	0.00%
Ferdinand Vincent P. Co.	1	0.00%
Pamela Justine P. Co	1	0.00%
Camille Clarisse P. Co	1	0.00%
Katrina Marie P. Co	1	0.00%

(vi) **Board of Directors, Principal Officers and Major Shareholders**

Board of Directors	
Camille Clarisse P. Co	Chairman of the Board
Pamela Justine P. Co	Director
Ferdinand Vincent P. Co.	Director
Susan P. Co	Director
Lucio L. Co	Director

Officers	
Camille Clarisse P. Co	President
Maridel Behagan	Vice President
Evelyn B. Binanitan	Corporate Secretary
Catherine W. Cai	Treasurer

(x) ***The interest which directors of the parties to the transaction have in the transaction***

Mr. Lucio L. Co is the Chairman of Cosco's Board, and a Director of both Meritus and Da Vinci. He owns 33% of Cosco's outstanding capital stock and has nominal shares in Meritus and is the ultimate beneficial owner of Invescap Incorporated which is the principal stockholder of Da Vinci.

Ms. Susan P. Co is the Vice Chairman of Cosco's Board and owns 24.73% of Cosco's outstanding capital stock. She is also a Director of Meritus and owns nominal share.

Ms. Camille Clarisse P. Co is a Director of Da Vinci, as well as the Chairman of the Board and President of Meritus. She owns 1.48% of Cosco's outstanding capital stock.

Lastly, Atty. Bienvenido E. Laguesma is an Independent Director of both Cosco and Da Vinci.

(xi) ***Statement as to the steps to be taken, if any, to safeguard the interests of the shareholders***

Mr. Lucio L. Co, as the common Director of both parties to the Share Swap Transaction and of Meritus, abstained from voting on the proposed Share

Swap Transaction during the special meeting of Da Vinci's Board held on February 19, 2021. The other shareholders of Meritus have been notified of the proposed Share Swap Transaction.

Atty. Bienvenido E. Laguesma, who is an Independent Director of both Cosco and Da Vinci, also abstained from voting on the proposed share swap.

(xii) ***Any other information necessary to enable the investor to make an informed investment decision***

The latest articles of incorporation, by-laws, general information sheet, and audited financial statements of Meritus Prime are attached as **Annexes "C"**, **"C-1"**, **"C-2"**, **"C-3"**, **"C-4"** and **"C-5"**.

Premier Wine and Spirits, Inc.

(i) ***Nature of business***

Premier is a domestic corporation registered with the SEC on June 19, 1996, and was incorporated for the primary purpose of buying, selling, distributing and marketing at wholesale all kinds of goods, commodities and merchandise.

(ii) ***Major projects and investment***

Premier's portfolio has a good balance of spirits, wines as well as specialty beverages. Its key distribution arrangements are with Treasury Wine Estates, the biggest publicly listed wine company in the world, Proximo Spirits of USA, Gruppo Campari of Italy, Jinro of South Korea, among others.

Premier and Pernod Ricard, the second largest spirits company in the world, formed a joint venture partnership, establishing Pernod Ricard Philippines, Inc., to be the marketing and distribution arm of Pernod brands in this market.

Amongst Premier's key brands are Jose Cuervo, the world's leading tequila; Jinro, the top spirits brand in the world; Penfolds, world's most admired wine brand; RedBull, world's number 1 energy drink; and Perrier, the leading sparkling water in the world.

(iii) ***List of Subsidiaries and affiliates with percentage of holdings***

Premier has no subsidiary but it owns 30% equity of Pernod Ricard Philippines, the marketing and distribution arm of Pernod brands in the country.

(iv) ***Capital Structure***

Type of Security	Amount (in PhP)	Number of Shares
<i>Authorized Capital Stock</i>		
Common Stock	150,000,000.00	1,500,000
<i>Subscribed Shares</i>		
Common Stock	150,000,000.00	1,500,000
<i>Paid-up Capital</i>		
Common Stock	150,000,000.00	1,500,000

Type of Security	Amount (in PhP)
<i>Par Value</i>	
Common Stock	100.00

(v) Ownership Structure (including percentage of holdings)

Name of Stockholder	Number of Shares	Percentage of Ownership
Cosco Capital, Inc.	149,999,300	100.00%
Jose Paulino Santamarina	1	0.00%
Robin Derrick Co Chua	1	0.00%
Susan P. Co	1	0.00%
Ferdinand Vincent P. Co	1	0.00%
Pamela Justine P. Co	1	0.00%
Camille Clarisse P. Co	1	0.00%
Katrina Marie P. Co	1	0.00%

(vi) Board of Directors, Principal Officers and Major Shareholders

Board of Directors	
Jose Paulino Santamarina	Chairman of the Board
Robin Derrick Co Chua	Director
Susan P. Co	Director
Ferdinand Vincent P. Co	Director
Pamela Justine P. Co	Director
Camille Clarisse P. Co	Director
Katrina Marie P. Co	Director

Officers	
Jose Paulino Santamarina	President
Evelyn B. Binanitan	Treasurer
Maricel B. Joyag	Corporate Secretary

(xiii) ***The interest which directors of the parties to the transaction have in the transaction***

Mr. Jose Paulino Santamarina is a Director of Da Vinci and at the same time the Chairman of the Board and President of Premier, owning nominal shares in the said companies.

Meanwhile, Ms. Susan P. Co is the Vice Chairman of Cosco's Board and owns 24.73% of Cosco's outstanding capital stock. She is also a Director of Premier and owns nominal share.

Mr. Robin Derrick Co Chua Co is a Director of both Da Vinci and Premier, owning nominal shares in the said companies.

Finally, Ms. Camille Clarisse P. Co is a Director of both Da Vinci and Premier, with nominal shareholding. She owns 1.48% of Cosco's outstanding capital stock.

(xiv) ***Statement as to the steps to be taken, if any, to safeguard the interests of the shareholders***

Mr. Lucio L. Co, as the common Director of both parties to the Share Swap Transaction, abstained from voting on the proposed Share Swap Transaction

during the special meeting of Da Vinci's Board held on February 19, 2021. The other shareholders of Premier have been notified of the proposed Share Swap Transaction.

Atty. Bienvenido E. Laguesma is an Independent Director of both Cosco and Da Vinci. Hence, he likewise abstained from voting on the proposed transaction.

(xv) ***Any other information necessary to enable the investor to make an informed investment decision***

The latest articles of incorporation, by-laws, general information sheet, and audited financial statements of Premier are attached as **Annexes "D", "D-1", "D-2", "D-3", "D-4" and "D-5"**.

Financial Information of Da Vinci, Cosco, Montosco, Meritus and Premier

Below are comparative tables summarizing the respective financial information of Da Vinci, Cosco, Montosco, Meritus and Premier for the last two fiscal years:

**Php in millions*

2018	Da Vinci	Cosco (as Parent Company)	Montosco	Meritus	Premier
Net sales or operating revenues (in PhP)	0.00	1,053,754,323	5,291,847,624	923,272,269	2,368,580,890
Income (loss) from continuing operations (in PhP)	-947,771.35	733,312,220	880,546,741	84,494,041	87,951,281
Long-term obligations and redeemable preferred stock (in PhP)	0.00	4,738,262,456	11,747,820	3,678,442	13,255,672

2019	Da Vinci	Cosco (as Parent Company)	Montosco	Meritus	Premier
Net sales or operating revenues (in PhP)	0.00	1,802,368,868	8,155,525,111	958,828,756	1,603,043,62
Income (loss) from continuing operations (in PhP)	-1,048,020.75	1,437,116,666	1,479,709,485	109,878,189	96,183,324
Long-term obligations and redeemable preferred stock (in PhP)	0.00	4,694,577,373	674,969,257	760,153	10,471,977

Below is a table summarizing the status of the shares of Da Vinci, Cosco, Montosco, Meritus and Premier on a historical and pro forma basis, for the last two fiscal years:

2018	Cosco (as Parent Company)	Da Vinci	Montosco	Meritus	Premier
Book Value per share (in PhP)	12.08	0.014	312.48	144.30	596.50
Cash Dividends declared per share (in PhP)	0.1	0.00	13.33	3.33	0.00
Income (loss) per share from continuing operations (in PhP)	0.20	-0.008	117.41	11.27	58.63

2019	Cosco (as Parent Company)	Da Vinci	Montosco	Meritus	Premier
Book Value per share (in PhP)	12.08	0.013	453.66	152.60	627.15
Cash Dividends declared per share (in PhP)	0.12	0.00	6.67	0.00	0.00
Income (loss) per share from continuing operations (in PhP)	0.198	-0.0009	197.30	14.65	64.12

Transactions of the Corporation with each of Cosco, Montosco, Meritus and Premier

During the past two fiscal years, the Corporation did not have any transactions with Cosco, Montosco, Meritus and Premier. Cosco and Da Vinci did not enter into any arrangement, contract, understanding or negotiation in the past, other than the proposed Share Swap Transaction.

(j) The interest which directors of the parties to the transaction have in the transaction

Mr. Lucio L. Co is the Chairman of both Da Vinci's and Cosco's Board. He owns 33% of Cosco's outstanding capital stock and is the ultimate beneficial owner of Invescap Incorporated which is the principal stockholder of Da Vinci. He is also a Director of Montosco and Meritus.

Ms. Susan P. Co is the Vice Chairman of Cosco's Board and owns 24.73% of Cosco's outstanding capital stock. She is also a Director of Montosco, Meritus and Premier, who owns nominal shares in the said companies.

Ms. Camille Clarisse P. Co is a Director of both Da Vinci, Montosco and Premier, with nominal shareholdings. She owns 1.48% of Cosco's outstanding capital stock. She is also the Chairman of the Board and President of Meritus.

Mr. Robin Derrick Co Chua Co is a Director of both Da Vinci and Premier, owning nominal shares in the said companies.

Ms. Jannelle O. Uy is a Director of Da Vinci, as well as the Chairman of the Board and President of Montosco. She has nominal shares in both companies.

Lastly, Atty. Bienvenido E. Laguesma is an Independent Director of both Cosco and Da Vinci.

(k) Statement as to the steps to be taken, if any, to safeguard the interests of the shareholders

A stockholders' meeting will be held in May 2021 for the purpose of presenting to the stockholders the matters set forth above, among other matters, for their approval.

A copy of the Amended Comprehensive Corporate Disclosure will be attached to the notice of the stockholders' meeting, which will be sent out to the stockholders.

(l) Any other information necessary to enable the investor to make an informed investment decision

To see the ownership structure of the Corporation before and after the transaction, please see attached "**Annex E and E-1**".

SUBSCRIPTION CONTRACT

KNOWN ALL PERSONS BY THESE PRESENT:

This Subscription Contract is made and entered this 28 day of January 2021 by and between:

DA VINCI CAPITAL HOLDINGS, INC., a corporation duly organized and existing under the laws of the Philippines with principal office address at No. 900 Romualdez St., Paco, Manila represented herein by its Chairman and President, **Mr. Lucio L. Co** (referred herein as the "Issuer")

-and-

INVESCAP INCORPORATED, a corporation duly organized and existing under the laws of the Philippines with principal office address at No. 1343 Merced St., Paco, Manila represented herein by its Vice-President, **Ms. Ma. Editha D. Alcantara** (referred herein as the "Subscriber")

WITNESSETH THAT:

WHEREAS, the Issuer has an authorized capital of Three Hundred Twenty-Seven Million Six Hundred Thousand Pesos (Php327,600,000.00) divided into One Billion Two Hundred Million (1,200,000) common shares with par value of Two and Three-Tenths Centavos (Php0.023) per share, and Three Billion (3,000,000,000) preferred shares with par value of Ten Centavos (Php0.10) per share;

WHEREAS, on October 26, 2020 and November 20, 2020 remote meetings of the Board of Directors and Stockholders of the Corporation, they have approved the increase of the authorized capital stock of the Corporation to Two Billion Pesos (Php2,000,000,000.00) divided into Twenty Billion (20,000,000,000) common shares at a par value of Ten Centavos (Php0.10).

WHEREAS, the Issuer has offered to sell shares of stock of the Corporation amounting to 25% of the increase of the capital stock, or Four Hundred Eighteen Million One Hundred Thousand Pesos (Php418,100,000.00) to the Subscriber, being the majority stockholder, and the Subscriber is willing and ready to buy the same.

NOW THEREFORE, in consideration of the foregoing and the subscription price indicated hereunder:

1. The Issuer has issued to the Subscriber the following shares of stock:

No. of Shares Subscribed	Amount Paid
4,181,000,000 @ P0.10 per share	P104,525,000.00

2. The Subscriber has paid 25% of the subscription amount to the Issuer in the amount of One Hundred Four Million Five Hundred Twenty-Five Thousand Pesos (P104,525,000.00) in cash.

3. The said amount paid was duly received by the Treasurer of the Issuer.
4. The parties hereby confirm the foregoing upon the signing of this subscription contract.

IN WITNESS WHEREOF, the parties have hereunto signed this Subscription Contract on this 28 day of January 2021 in the City of Manila.

DA VINCI CAPITAL HOLDINGS, INC.
Issuer

By:

LUCIO L. CO
Chairman/President

INVESCAP INCORPORATED
Subscriber

By:

MA. EDITHA D. ALCANTARA
Vice-President

Signed in the presence of:

ACKNOWLEDGEMENT

Republic of the Philippines)
City of Manila) S.S
x-----x

BEFORE ME, a Notary of Public in and for City of Manila, Philippines, this 28 day of January 2021 personally appeared:

Name
Lucio L. Co
Representing Da Vinci Capital Holdings, Inc.

Competent Evidence of Identity
TIN No. [REDACTED]

Ma. Editha D. Alcantara
Representing Invescap Incorporated

TIN No. [REDACTED]

All known to me and to me known to be the same persons who executed the foregoing Subscription Contract and they acknowledged to me that the same is their free and voluntarily act and deed and of the corporations they represent.

IN WITNESS WHEREOF, I have hereunto set my hand and affixed my notarial seal on this 28 day of January 2021 in the City of Manila.

Doc. No. 244
Page No. 50
Book No. XVI
Series of 2021.

CAROLINE G. EXCONDE
Notary Public for the City of Manila
Commission No. 2020-085 until December 11, 2023
Roll No. 35352/05-02-2008
IBP No. 09937/12-18-2019/PPLM
PTR No. 90077/9/12-18-2019/Manila
MCLE Compliance No. VI-0024755/05-17-19
No. 900 Romualdez St., Paco, Manila 1007



REPUBLIC OF THE PHILIPPINES
SECURITIES AND EXCHANGE COMMISSION
Ground Floor, Secretariat Building, PICC
City Of Pasay, Metro Manila

"ANNEX B"

COMPANY REG. NO. CS200812528

CERTIFICATE OF FILING
OF
AMENDED ARTICLES OF INCORPORATION

KNOW ALL PERSONS BY THESE PRESENTS:


This is to certify that the amended articles of incorporation of the

MONTOSCO, INC.
(Amending Article III thereof)

copy annexed, adopted on September 14, 2018 by majority vote of the Board of Directors and by the vote of the stockholders owning or representing at least two-thirds of the outstanding capital stock, and certified under oath by the Corporate Secretary and a majority of the Board of Directors of the corporation was approved by the Commission on this date pursuant to the provision of Section 16 of the Corporation Code of the Philippines, Batas Pambansa Blg. 68, approved on May 1, 1980, and copies thereof are filed with the Commission.

Unless this corporation obtains or already has obtained the appropriate Secondary License from this Commission, this Certificate does not authorize it to undertake business activities requiring a Secondary License from this Commission such as, but not limited to acting as: broker or dealer in securities, government securities eligible dealer (GSED), investment adviser of an investment company, close-end or open-end investment company, investment house, transfer agent, commodity/financial futures exchange/broker/merchant, financing/lending company and time shares/club shares/membership certificates issuers or selling agents thereof; nor to operate a fiat money to virtual currency exchange. Neither does this Certificate constitute as permit to undertake activities for which other government agencies require a license or permit.

IN WITNESS WHEREOF, I have set my hand and caused the seal of this Commission to be affixed to this Certificate at Pasay City, Metro Manila, Philippines, this 1st day of April, Twenty Nineteen.


DANIEL P. GABUYO
Assistant Director
SO Order 1188 Series of 2018

STA/qba

COVER SHEET

for Applications at
COMPANY REGISTRATION AND MONITORING DEPARTMENT

Nature of Application

AMENDMENT

SEC Registration Number

C S 2 0 0 8 1 2 5 2 8

Former Company Name

M O N T O S C O , I N C .

AMENDED TO:
New Company Name

Principal Office (No./Street/Barangay/City/Town)Province)

U N I T 1 5 0 1 F E D E R A L T O W E R
D A S M A R I Ñ A S S T . , B I N O N D O , M A N I L A
1 0 0 6

COMPANY INFORMATION

Company Email Address

inquire@montosco.com.ph

Company's Telephone Number/s

243-3843

Mobile Number

09178327585

CONTACT PERSON INFORMATION

The designated person **MUST** be a Director/Trustee/Partner/Officer/Resident Agent of the Corporation

Name of Contact Person

Evelyn B. Binanitan

Email Address

Telephone Number/s

(02) 522-8801

Mobile Number

Contact Person's Address

No. 900 Romualdez St., Paco, Manila

To be accomplished by CRMD Personnel

Date

Signature

Assigned Processor

Document I.D.

Received by Corporate Filing and Records Division (CFRD)

Forwarded to:

Corporate and Partnership Registration Division
Green Lane Unit
Financial Analysis and Audit Division
Licensing Unit
Compliance Monitoring Division

AMENDED ARTICLES OF INCORPORATION

OF

MONTOSCO, INC.

KNOW ALL MEN BY THESE PRESENTS:

The undersigned incorporators, all of legal age, and all of whom are citizens and residents of the Republic of the Philippines, have this day voluntarily agreed to form a stock corporation under the laws of the Republic of the Philippines.

AND WE HEREBY CERTIFY:

FIRST: The name of this corporation shall be:

MONTOSCO, INC.

SECOND: A. That the primary purpose of this corporation is

To engage in the business of trading goods such as consumer goods (canned goods, houseware, toiletries, etc.) on the wholesale/retail basis.

B. That the corporation shall have all the express powers of a corporation as provided for under Section 36 of the Corporation Code of the Philippines.

THIRD: That the place where the principal office of the corporation is to be established is at Unit 1501 Federal Tower, Dasmariñas St., Brgy. 282, Zone 026, San Nicolas, Manila 1010.

(As amended by all the members of the Board of Directors and all stockholders representing at least two-thirds (2/3) of the entire issued and outstanding capital stock at a special meeting held on September 14, 2018).

FOURTH: That the term of for which the corporation is to exist is fifty (50) years from the year from and after the date of issuance of the certificate of incorporation.

FIFTH: That the names, nationalities, and residents of the incorporators are as follows;

Name	Nationality	Residence
Baby Gerlie I. Sacro	Filipino	[REDACTED]
Rachelle M. Tan	Filipino	[REDACTED], [REDACTED]
Maricel Bueno	Filipino	[REDACTED]
Wendy A. Valmocina	Filipino	[REDACTED]
Ariane Agregado	Filipino	[REDACTED]

SIXTH: That the number of directors of said corporation shall be Five (5) and that the names, nationalities and residences of the first directors who are to serve until their successors are elected and qualified as provided by the by-laws are as follows:

Baby Gerlie I. Sacro	Filipino	[REDACTED]
Rachelle M. Tan	Filipino	[REDACTED] [REDACTED]
Maricel Bueno	Filipino	[REDACTED]
Wendy A. Valmocina	Filipino	[REDACTED]
Ariane Agregado	Filipino	[REDACTED]

SEVENTH: That the authorized capital stock of the corporation is Seven Hundred Fifty Million (P750,000,000.00) pesos in lawful money of the Philippines, divided into Seven Million Five Hundred (7,500,000,000) shares with the par value of One Hundred Pesos (P100.00) each.

(As amended by all the members of the Board of Directors and all stockholders representing at least two-thirds (2/3) of the entire issued and outstanding capital stock at a special meeting held on December 08, 2016).

EIGHT: That at least 25% of the authorized capital stock has been subscribed and at least 25% of the total subscription has been paid as follows:

Name	Nationality	No. of Shares Subscribed	Amount Subscribed	Amount Paid
Baby Gerlie I. Sacro	Filipino	5,000	500,000.00	125,500.00
Rachelle Tan	Filipino	5,000	500,000.00	125,500.00
Maricel Bueno	Filipino	5,000	500,000.00	125,000.00
Wendy Valmocina	Filipino	5,000	500,000.00	125,000.00
Ariane Agregado	Filipino	<u>5,000</u>	<u>500,000.00</u>	<u>125,000.00</u>
Total		25,000	2,500,000.00	625,000.00

NINTH: No transfer of stock or interest which would reduce the stock ownership of Filipino citizens to less than the required percentage of the capital stock as provided by existing laws shall be allowed or permitted to be recorded in the proper books of the corporation and this restriction shall be indicated in all or its stock certificates issued by the corporation.

TENTH: That Rachelle Tan has been elected by the subscribers as treasurer of the Corporation to act as such until his/her successor is duly elected and qualified in accordance with the by-laws; and that as such Treasurer, he/she has been authorized to receive for and in the name and for the benefit of the corporation, all subscriptions paid by the subscribers.

ELEVENTH: That the corporation manifests its willingness to change its corporate name in the event another person, firm or entity has acquired a prior right to use the said firm name or one deceptively or confusingly similar to it.

In Witness whereof, we have set out hands this 29th day of July, 2008 at Manila.

(Signed)
BABY GERLIE I. SACRO
[REDACTED]

(Signed)
RACHELLE TAN
[REDACTED]

(Signed)
MARICEL BUENO
[REDACTED]

(Signed)
WNEDY VALMOCINA
[REDACTED]

(Signed)
ARIANE L. AGREGADO
[REDACTED]

WITNESSES:

ACKNOWLEDGEMENT

Republic of the Philippines)
Manila.) S.S.

BEFORE ME, a Notary Public in and for Manila Philippines, this 20th day of March, 2006, personally appeared:

Name	Community Tax Certificate No.	Date & Place Issued
Baby Gerlie I. Sacro	13416098	January 11, 2008/Manila
Rachelle Tan	13260163	January 30, 2008/Manila
Maricel Bueno	12249799	January 30, 2008/Manila
Wendy Valmocina	12249819	January 30, 2008/Manila
Ariane Agregado	12249808	January 30, 2008/Manila

all known to me and to me known to be the same persons who executed the foregoing ARTICLES OF INCORPORATION and acknowledged to me that the same is their free and voluntarily act and deed.

IN TESTIMONY WHEREOF, I have hereunto set my hand and affixed my notarial seal on the date and at the first above written.

Doc. No. 461;
Page No. 93;
Book No. 10;
Series of 2008

(SIGNED)
ATTY. RICHARD L. ANOLIN
NOTARY PUBLIC
Until December 31, 2009
IBP LIFETIME NO. 05179/02-12-05/MLA
PTR NO. 6247984/1-7-08/MLA
ROLL NO. 33596

"ANNEX B-1"

(STOCK)

BY - LAWS

OF

MONTOSCO, INC.

(Name of Corporation)

ARTICLE I

SUBSCRIPTION, ISSUANCE AND TRANSFER OF SHARES

Section 1. Subscriptions - Subscribers to the capital stock of the corporation shall pay the value of the stock in accordance with the terms and conditions prescribed by the Board of Directors. Unpaid subscriptions shall not earn interest unless determined by the Board of Directors.

Section 2. Certificate - The stockholder shall be entitled to one or more certificates for fully paid stock subscription in his name in the books of the corporation. The certificates shall contain the matters required by law and the Articles of Incorporation. They shall be in such form and design as may be determined by the Board of Directors and numbered consecutively. The certificate shall be signed by the President, countersigned by the Secretary or Assistant Secretary, and sealed with the corporate seal.

Section 3. Transfer of Shares - Subject to the restrictions, terms and conditions contained in the Articles of Incorporation, shares may be transferred, sold, assigned or pledged by delivery of the certificates duly indorsed by the stockholder, his attorney-in-fact, or other legally authorized person. The transfer shall be valid and binding on the corporation only upon record thereof in the books of the corporation. The Secretary shall cancel the stock certificates and issue new certificates to the transferee.

No share of stock against which the corporation holds unpaid claim shall be transferable in the books of the corporation.

All certificates surrendered for transfer shall be stamped "Cancelled" on the face thereof, together with the date of cancellation, and attached to the corresponding stub with the certificate book.

Section 4. Lost Certificates - In case any stock certificate is lost, stolen, or destroyed, a new certificate may be issued in lieu thereof in accordance with the procedure prescribed under Section 73 of the Corporation Code.

ARTICLE II

MEETINGS OF STOCKHOLDERS

Section 1. Annual / Regular Meetings - The annual/regular meetings of stockholders shall be held at the principal office on June 30 of each year, if legal holiday, then on the day following.

Section 2. Special Meeting - The special meetings of stockholders, for any purpose or purposes, may at any time be called by any of the following: (a) Board of Directors, at its own instance, or at the written request of stockholders representing a majority of the outstanding capital stock, (b) President.

Section 3. Place of Meeting - Stockholders meetings, whether regular or special, shall be held in the principal office of the corporation or at any place designated by the Board of Directors in the city or municipality where the principal office of the corporation is located.

Section 4. Notice of Meeting - Notices for regular or special meetings of stockholders may be sent by the Secretary by personal delivery or by mail at least two (2) weeks prior to the date of the meeting to each stockholder of record at his last known address. The notice shall state the place, date and hour of the meeting, and the purpose or purposes for which the meeting is called.

When the meeting of stockholders is adjourned to another time or place, it shall not be necessary to give any notice of the adjourned meeting if the time and place to which the meeting is adjourned are announced at the meeting at which the adjournment is taken. At the reconvened meeting, any business may be transacted that might have been transacted on the original date of the meeting.

Section 5. Quorum - Unless otherwise provided by law, in all regular or special meeting of stockholders, a majority of the outstanding capital stock must be present or represented in order to constitute a quorum. If no quorum is constituted, the meeting shall be adjourned until the requisite amount of stock shall be present.

Section 6. Conduct of Meeting - Meeting of the stockholders shall be presided over by the President, or in his absence, by a chairman to be chosen by the stockholders. The Secretary, shall act as Secretary of every meetings, but if not present, the chairman of the meeting shall appoint a secretary of the meeting.

Section 7. Manner of Voting - At all meetings of stockholders, a stockholder may vote in person or by proxy. Unless otherwise provided in the proxy, it shall be valid only for the meeting at which it has been presented to the Secretary. All proxies must be in the hands of the Secretary before the time set for the meeting. Proxies filed with the Secretary may be revoked by the stockholders either in an instrument in writing duly presented and recorded with the Secretary, prior to a scheduled meeting or by their personal presence at the meeting.

Section 8. Closing of Transfer Books or Fixing of Record Date - For the purpose of determining the stockholders entitled to notice of, or to vote at, any meeting of stockholders or any adjournment thereof or to receive payment of any dividend, the Board of Directors may provide that the stock and transfer books be closed for ten (10) working days immediately preceding such meeting.

ARTICLE III

BOARD OF DIRECTORS

Section 1. Powers of the Board - Unless otherwise provided by law, the corporate powers of the corporation shall be exercised, all business conducted and all property of the corporation controlled and held by the Board of Directors to be elected by and from among the stockholders. Without prejudice to such powers as may be granted by law, the Board of Directors shall also have the following powers:

- a.) From time to time, to make and change rules and regulations not inconsistent with these by-laws for the management of the corporation's business and affairs;
- b.) To purchase, receive, take or otherwise acquire for and in the name of the corporation, any and all properties, rights, or privileges, including securities and bonds of other corporations, for such consideration and upon such terms and conditions as the Board may deem proper or convenient;
- c.) To invest the funds of the corporation in other corporations or for purposes other than those for which the corporation was organized, subject to such stockholders' approval as may be required by law;
- d.) To incur such indebtedness as the Board may deem necessary, to issue evidence of indebtedness including without limitation, notes, deeds of trust, bonds, debentures, or securities, subject to such stockholders approval as may be required by law, and/or pledge, mortgage, or otherwise encumber all or part of the properties of the corporation;
- e.) To establish pension, retirement, bonus, or other types of incentives or compensation plans for the employees, including officers and directors of the corporation;
- f.) To prosecute, maintain, defend, compromise or abandon any lawsuit in which the corporation or its officer are either plaintiffs or defendants in connection with the business of the corporation;

g.) To delegate, from time to time, any of the powers of the Board which may lawfully be delegated in the course of the current business of the corporation to any standing or special committee or to any officer or agent and to appoint any person to be agent of the corporation with such powers and upon such terms as may be deemed fit;

h.) To implement these by-laws and to act on any matter not covered by these by-laws, provided such matter does not require the approval or consent of the stockholders under the Corporation Code.

Non-forma
Section 2. Election and Term - The Board of Directors shall be elected during each regular meeting of stockholders and shall hold office for one (1) year and until their successors are elected and qualified.

Section 3
Section 3. Vacancies - Any vacancy occurring in the Board of Directors other than by removal by the stockholders or by expiration of term, may be filled by the vote of at least a majority of the remaining directors, if still constituting a quorum; otherwise, the vacancy must be filled by the stockholders at a regular or at any special meeting of stockholders called for the purpose. A director so elected to fill a vacancy shall be elected only for the unexpired term of his predecessor in office.

Section 4
The vacancy resulting from the removal of a director by the stockholders in the manner provided by law may be filled by election at the same meeting of stockholders without further notice, or at any regular or at any special meeting of stockholders called for the purpose, after giving notice as prescribed in these by-laws.

Section 5
Section 4. Meetings - Regular meetings of the Board of Directors shall be held once a month on such dates and at places as may be called by the Chairman of the Board, or upon the request of a majority of the Directors.

Section 6
Section 5. Notice - Notice of the regular or special meeting of the Board, specifying the date, time and place of the meeting, shall be communicated by the Secretary to each director personally, or by telephone, telegram, or by written message. A director may waive this requirement, either expressly or impliedly.

Section 7
Section 6. Quorum - A majority of the number of directors as fixed in the Articles of Incorporation shall constitute a quorum for the transaction of corporate business and every decision of at least a majority of the directors present at a meeting at which there is a quorum shall be valid as a corporate act, except for the election of officers which shall require the vote of a majority of all the members of the Board.

Section 8
Section 7. Conduct of the Meetings - Meetings of the Board of Directors shall be presided over by the Chairman of the Board, or in his absence, by any other director chosen by the Board. The Secretary, shall act as secretary of every meeting, if not present, the Chairman of the meeting, shall appoint a secretary of the meeting.

Section 8. Compensation - By- resolution of the Board, each director shall receive a reasonable per diem allowance for his attendance at each meeting of the Board. As compensation, the Board shall receive and allocate an amount of not more than ten percent (10%) of the net income before income tax of the corporation during the preceding year. Such compensation shall be determined and apportioned among the directors in such manner as the Board may deem proper, subject to the approval of stockholders representing at least a majority of the outstanding capital stock at a regular or special meeting of the stockholders.

ARTICLE IV

OFFICER

Section 1. Election / Appointment - Immediately after their election, the Board of Directors shall formally organize by electing the President, the Vice-President, the Treasurer, and the Secretary at said meeting.

The Board may, from time to time, appoint such other officers as it may determine to be necessary or proper. Any two (2) or more positions may be held concurrently by the same person, except that no one shall act as President and Treasurer or Secretary at the same time.

Section 2. President - The President shall be the Chief Executive Officer of the corporation and shall exercise the following functions:

- a.) To preside at the meetings of the stockholders;
- b.) To initiate and develop corporate objectives and policies and formulate long range projects, plans and programs for the approval of the Board of Directors, including those for executive training, development and compensation;
- c.) To supervise and manage the business affairs of the corporation upon the direction of the Board of Directors;
- d.) To implement the administrative and operational policies of the corporation under his supervision and control;
- e.) To appoint, remove, suspend or discipline employees of the corporation, prescribe their duties, and determine their salaries;
- f.) To oversee the preparation of the budgets and the statements of accounts of the corporation;
- g.) To represent the corporation at all functions and proceedings;

h.) To execute on behalf of the corporation all contracts, agreements and other instruments affecting the interests of the corporation which require the approval of the Board of Directors.

i.) To make reports to the Board of Directors and stockholders;

j.) To sign certificates of stock;

k.) To perform such other duties as are incident to his office or are entrusted to him by the Board of Directors.

Marafina
Section 3. The Vice-President - He shall, if qualified, act as President in the absence of the latter. He shall have such other powers and duties as may from time to time be assigned to him by the Board of Directors or by the President.

Section 4. The Secretary - The Secretary must be a resident and a citizen of the Philippines. He shall have the following specific powers and duties:

forbidden
a.) To record the minutes and transactions of all meetings of the directors and the stockholders and to maintain minute books of such meetings in the form and manner required by law;

b.) To keep record books showing the details required by law with respect to the stock certificates of the corporation, including ledgers and transfer books showing all shares of the corporation subscribed, issued and transferred;

governed
c.) To keep the corporate seal and affix it to all papers and documents requiring a seal, and to attest by his signature all corporate documents requiring the same;

d.) To attend to the giving and serving of all notices of the corporation required by law or these by-laws to be given;

and
e.) To certify to such corporate acts, countersign corporate documents or certificates, and make reports or statements as may be required of him by law or by government rules and regulations.

myself
f.) To act as inspector at the election of directors and, as such, to determine the number of shares of stock outstanding and entitled to vote, the shares of stock represented at the meeting, the existence of a quorum, the validity and effect of proxies, and to receive votes, ballots or consents, hear and determine questions in connection with the right to vote, count and tabulate all votes, determine the result, and do such acts as are proper to conduct the election.

g.) To perform such other duties as are incident to his office or as may be assigned to him by the Board of Directors or the President.

Section 5. The Treasurer - The Treasurer of the corporation shall have the following duties:

- a.) To keep full and accurate accounts of receipts and disbursements in the books of the corporation;
- b.) To have custody of, and be responsible for, all the funds, securities and bonds of the corporation;
- c.) To deposit in the name and to the credit of the corporation, in such bank as may be designated from time to time by the Board of Directors, all the moneys, funds, securities, bonds, and similar valuable effects belonging to the corporation which may come under his control;
- d.) To render an annual statements showing the financial condition of the corporation and such other financial reports as the Board of Directors, or the President may, from time to time require;
- e.) To prepare such financial reports, statements, certifications and other documents which may, from time to time, be required by government rules and regulations and to submit the same to the proper government agencies;
- f.) To exercise such powers and perform such duties and functions as may be assigned to him by the President.

Section 6. Term of Office - The term of office of all officers shall be one (1) year and until their successors are duly elected and qualified.

Section 7. Vacancies - If any position of the officers becomes vacant by reason of death, resignation, disqualification or for any other cause, the Board of Directors, by majority vote may elect a successor who shall hold office for the unexpired term.

Section 8. Compensation - The officers shall receive such remuneration as the Board of Directors may determine. A director shall not be precluded from serving the corporation in any other capacity as an officer, agent or otherwise, and receiving compensation therefor.

ARTICLE V

OFFICES

Section 1. The principal office of the corporation shall be located at the place stated in Article III of the Articles of Incorporation. The corporation may have such other branch offices, either within or outside the Philippines as the Board of Directors may designate.

ARTICLE VI

AUDIT OF BOOKS, FISCAL YEAR AND DIVIDENDS

Hortencia
Section 1. External Auditor - At the regular stockholders' meeting, the external auditor of the corporation for the ensuing year shall be appointed. The external auditor shall examine, verify and report on the earnings and expenses of the corporation.

Section 2. Fiscal Year - The fiscal year of the corporation shall begin on the first day of January and end on the last day of December of each year.

Section 3. Dividends - Dividends shall be declared and paid out of the unrestricted retained earnings which shall be payable in cash, property, or stock to all stockholders on the basis of outstanding stock held by them, as often and at such times as the Board of Directors may determine and in accordance with law.

ARTICLE VII

SEAL

Francisco
Section 1. Form and Inscriptions - The corporate seal shall be determined by the Board of Directors.

ARTICLE VIII

AMENDMENTS

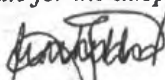

Jose
Section 1. These by-laws may be amended or repealed by the affirmative vote of at least a majority of the Board of Directors and the stockholders representing a majority of the outstanding capital stock at any stockholders' meeting called for that purpose. However, the power to amend, modify, repeal or adopt new by-laws may be delegated to the Board of Directors by the affirmative vote of stockholders representing not less than two-thirds of the outstanding capital stock; provided, however, that any such delegation of powers to the Board of Directors to amend, repeal or adopt new by-laws may be revoked only by the vote of stockholders representing a majority of the outstanding capital stock at a regular or special meeting.

IN WITNESS WHEREOF, we, the undersigned stockholders have adopted the foregoing by-laws and hereunto affixed our signatures this 29th day of July, 200 8 at City of Manila.

(Note: 1. If filed with Articles of Incorporation, these by-laws should be signed by all incorporators;

2. If filed after incorporation, should be signed by majority of the subscribers and should submit director's certificate for the adoption of the by-laws.)


BABY GERLIE SACRO



RACHELLE TAN



MARICEL BUENO



WENDY VALMOCINA



ARIANE AGREGADO


SECURITIES AND EXCHANGE COMMISSION
Electronic Data Management Division
SEP 09 2020
ICTD

STOCK CORPORATION

1. FOR USER CORPORATION: THIS GIS SHOULD BE SUBMITTED WITHIN THIRTY (30) CALENDAR DAYS FROM THE DATE OF THE ANNUAL STOCKHOLDERS' MEETING. **DO NOT LEAVE ANY ITEM BLANK.** WRITE "N.A." IF THE INFORMATION REQUIRED IS NOT APPLICABLE TO THE CORPORATION OR "NONE" IF THE INFORMATION IS NON-EXISTENT. IF THE ANNUAL STOCKHOLDERS' MEETING IS HELD ON A DATE OTHER THAN THAT STATED IN THE BY-LAWS, THE GIS SHALL BE SUBMITTED WITHIN THIRTY (30) CALENDAR DAYS AFTER THE ELECTION OF THE DIRECTORS, TRUSTEES AND OFFICERS OF THE CORPORATION AT THE ANNUAL MEMBERS' MEETING.
2. IF NO MEETING IS HELD, THE CORPORATION SHALL SUBMIT THE GIS NOT LATER THAN JANUARY 30 OF THE FOLLOWING YEAR. HOWEVER, SHOULD AN ANNUAL STOCKHOLDERS' MEETING BE HELD THEREAFTER, A NEW GIS SHALL BE SUBMITTED/FILED.
3. THIS GIS SHALL BE ACCOMPLISHED IN ENGLISH AND CERTIFIED AND SWORN TO BY THE **CORPORATE SECRETARY** OF THE CORPORATION.
4. THE SEC SHOULD BE TIMELY APPRISED OF RELEVANT CHANGES IN THE SUBMITTED INFORMATION AS THEY ARISE. FOR CHANGES RESULTING FROM ACTIONS THAT AROSE BETWEEN THE ANNUAL MEETINGS, THE CORPORATION SHALL SUBMIT AMENDED GIS CONTAINING THE NEW INFORMATION TOGETHER WITH A COVER LETTER SIGNED THE CORPORATE SECRETARY OF THE CORPORATION. THE AMENDED GIS AND COVER LETTER SHALL BE SUBMITTED WITHIN SEVEN (7) DAYS AFTER SUCH CHANGE OCCURED OR BECAME EFFECTIVE.
5. SUBMIT FOUR (4) COPIES OF THE GIS TO THE RECEIVING SECTION AT THE SEC MAIN OFFICE, OR TO SEC SATELLITE OFFICES OR EXTENSION OFFICES. ALL COPIES SHALL UNIFORMLY BE ON A4 OR LETTER-SIZED PAPER. THE PAGES OF ALL COPIES SHALL USE ONLY ONE SIDE
6. **ONLY THE GIS ACCOMPLISHED IN ACCORDANCE WITH THESE INSTRUCTIONS SHALL BE CONSIDERED AS HAVING BEEN FILED.**
7. THIS GIS MAY BE USED AS EVIDENCE AGAINST THE CORPORATION AND ITS RESPONSIBLE DIRECTORS/OFFICERS FOR ANY VIOLATION OF EXISTING LAWS, RULES AND REGULATIONS

PLEASE PRINT LEGIBLY

CORPORATE NAME:		DATE REGISTERED:
MONTOSCO, INC.		August 13, 2008
BUSINESS/TRADE NAME:		FISCAL YEAR END:
MONTOSCO, INC.		December 31st
SEC REGISTRATION NUMBER:		
CS200812528		
DATE OF ANNUAL MEETING PER BY-LAWS:		CORPORATE TAX IDENTIFICATION NUMBER (TIN)
30th day of June		007-097-056
ACTUAL DATE OF ANNUAL MEETING:		WEBSITE/URL ADDRESS:
August 18, 2020		N/A
COMPLETE PRINCIPAL OFFICE ADDRESS:		E-MAIL ADDRESS:
Unit 1501 Federal Tower, Dasmariñas St., San Nicolas, Manila		N/A
COMPLETE BUSINESS ADDRESS:		FAX NUMBER:
Unit 1501 Federal Tower, Dasmariñas St., San Nicolas, Manila		(02) 8353-9680
NAME OF EXTERNAL AUDITOR & ITS SIGNING PARTNER:		SEC ACCREDITATION NUMBER (if applicable):
R.G. Manabat & Company / Gregorio I. Sambrano, Jr.		TELEPHONE NUMBER(S):
N/A		(02) 8243-5530 / 8243-8343
PRIMARY PURPOSE/ACTIVITY/INDUSTRY PRESENTLY ENGAGED IN:	INDUSTRY CLASSIFICATION:	GEOGRAPHICAL CODE:
To engage in the business of trading goods such as consumer goods on wholesale/retail basis	N/A	N/A

===== INTERCOMPANY AFFILIATIONS =====

[illegible]

NOTE: USE ADDITIONAL SHEET IF NECESSARY

GENERAL INFORMATION SHEET

STOCK CORPORATION

===== PLEASE PRINT LEGIBLY =====

Corporate Name:

MONTOSCO, INC.

A. Is the Corporation a covered person under the Anti Money Laundering Act (AMLA), as amended? (Rep. Acts. 9160/9164/10167/10365) ☐ Yes ☒ No

Please check the appropriate box:

1. <input type="checkbox"/> a. Banks <input type="checkbox"/> b. Offshore Banking Units <input type="checkbox"/> c. Quasi-Banks <input type="checkbox"/> d. Trust Entities <input type="checkbox"/> e. Non-Stock Savings and Loan Associations <input type="checkbox"/> f. Pawnshops <input type="checkbox"/> g. Foreign Exchange Dealers <input type="checkbox"/> h. Money Changers <input type="checkbox"/> i. Remittance Agents <input type="checkbox"/> j. Electronic Money Issuers <input type="checkbox"/> k. Financial Institutions which Under Special Laws are subject to Bangko Sentral ng Pilipinas' (BSP) supervision and/or regulation, including their subsidiaries and affiliates.		4. <input type="checkbox"/> Jewelry dealers in precious metals, who, as a business, trade in precious metals	
		5. <input type="checkbox"/> Jewelry dealers in precious stones, who, as a business, trade in precious stone	
		6. Company service providers which, as a business, provide any of the following services to third parties: <input type="checkbox"/> a. acting as a formation agent of juridical persons <input type="checkbox"/> b. acting as (or arranging for another person to act as) a director or corporate secretary of a company, a partner of a partnership, or a similar position in relation to other juridical persons <input type="checkbox"/> c. providing a registered office, business address or accommodation, correspondence or administrative address for a company, a partnership or any other legal person or arrangement <input type="checkbox"/> d. acting as (or arranging for another person to act as) a nominee shareholder for another person	
2. <input type="checkbox"/> a. Insurance Companies <input type="checkbox"/> b. Insurance Agents <input type="checkbox"/> c. Insurance Brokers <input type="checkbox"/> d. Professional Reinsurers <input type="checkbox"/> e. Reinsurance Brokers <input type="checkbox"/> f. Holding Companies <input type="checkbox"/> g. Holding Company Systems <input type="checkbox"/> h. Pre-need Companies <input type="checkbox"/> i. Mutual Benefit Association <input type="checkbox"/> j. All Other Persons and entities supervised and/or regulated by the Insurance Commission (IC)		7. Persons who provide any of the following services: <input type="checkbox"/> a. managing of client money, securities or other assets <input type="checkbox"/> b. management of bank, savings or securities accounts <input type="checkbox"/> c. organization of contributions for the creation, operation or management of companies <input type="checkbox"/> d. creation, operation or management of juridical persons or arrangements, and buying and selling business entities	
3. <input type="checkbox"/> a. Securities Dealers <input type="checkbox"/> b. Securities Brokers <input type="checkbox"/> c. Securities Salesman <input type="checkbox"/> d. Investment Houses <input type="checkbox"/> e. Investment Agents and Consultants <input type="checkbox"/> f. Trading Advisors <input type="checkbox"/> g. Other entities managing Securities or rendering similar services <input type="checkbox"/> h. Mutual Funds or Open-end Investment Companies <input type="checkbox"/> i. Close-end Investment Companies <input type="checkbox"/> j. Common Trust Funds or Issuers and other similar entities <input type="checkbox"/> k. Transfer Companies and other similar entities <input type="checkbox"/> l. Other entities administering or otherwise dealing in currency, commodities or financial derivatives based there on <input type="checkbox"/> m. Entities administering or otherwise dealing in valuable objects <input type="checkbox"/> n. Entities administering or otherwise dealing in cash Substitutes and other similar monetary instruments or property supervised and/or regulated by the Securities and Exchange Commission (SEC)		8. <input type="checkbox"/> None of the above Describe nature of business: To engage in the business of trading of goods such as consumer goods on wholesale / retail basis	
B. Has the Corporation complied with the requirements on Customer Due Diligence (CDD) or Know Your Customer (KYC), record-keeping, and submission of reports under the AMLA, as amended, since the last filing of its GIS?			<input type="radio"/> Yes <input checked="" type="radio"/> No

GENERAL INFORMATION SHEET
STOCK CORPORATION

===== PLEASE PRINT LEGIBLY =====

CORPORATE NAME:		MONTOSCO, INC.					
CAPITAL STRUCTURE							
AUTHORIZED CAPITAL STOCK							
		TYPE OF SHARES *	NUMBER OF SHARES	PAR/STATED VALUE		AMOUNT (Php) (No. of shares X Par/Stated Value)	
		COMMON	7,500,000	100.00		750,000,000.00	
TOTAL			7,500,000	TOTAL P		750,000,000.00	
SUBSCRIBED CAPITAL							
FILIPINO	NO. OF STOCK-HOLDERS	TYPE OF SHARES *	NUMBER OF SHARES	NUMBER OF SHARES IN THE HANDS OF THE PUBLIC **	PAR/STATED VALUE	AMOUNT (Php)	% OF OWNERSHIP
	7	COMMON	7,500,000		100.00	750,000,000.00	100.00%
		COMMON					
TOTAL			7,500,000	TOTAL	TOTAL P	750,000,000.00	100.00%
FOREIGN (INDICATE BY NATIONALITY)	NO. OF STOCK-HOLDERS	TYPE OF SHARES *	NUMBER OF SHARES	NUMBER OF SHARES IN THE HANDS OF THE PUBLIC **	PAR/STATED VALUE	AMOUNT (Php)	% OF OWNERSHIP
N/A	N/A	N/A	N/A		N/A	N/A	N/A
Percentage of Foreign Equity :			TOTAL	0	TOTAL	TOTAL P	0.00
						0.00%	0.00%
TOTAL SUBSCRIBED						P	750,000,000.00
						100.00%	100.00%
PAID-UP CAPITAL							
FILIPINO	NO. OF STOCK-HOLDERS	TYPE OF SHARES *	NUMBER OF SHARES	PAR/STATED VALUE		AMOUNT (Php)	% OF OWNERSHIP
	7	COMMON	7,500,000	100.00		750,000,000.00	100.00%
TOTAL			7,500,000	TOTAL		P	750,000,000.00
						100.00%	100.00%
FOREIGN (INDICATE BY NATIONALITY)	NO. OF STOCK-HOLDERS	TYPE OF SHARES *	NUMBER OF SHARES	PAR/STATED VALUE		AMOUNT (Php)	% OF OWNERSHIP
N/A	N/A	N/A	N/A	N/A		N/A	N/A
TOTAL			0	TOTAL		P	0.00
						0.00%	0.00%
TOTAL PAID-UP						P	750,000,000.00
						100.00%	100.00%

NOTE: USE ADDITIONAL SHEET IF NECESSARY

* Common, Preferred or other classification

** Other than Directors, Officers, Shareholders owning 10% of outstanding shares.

PLEASE PRINT LEGIBLY

MONTOSCO, INC.

[illegible]

FOR EXECUTIVE COMMITTEE, INDICATE "C" IF MEMBER OF THE COMPENSATION COMMITTEE, "A" FOR ASST. CHAIRMAN, AND "M" FOR MEMBER. ADDITIONALLY WRITE "C" AFTER SLASH IF CHAIRMAN AND "M" IF MEMBER.

GENERAL INFORMATION SHEET

STOCK CORPORATION

===== PLEASE PRINT LEGIBLY =====			
CORPORATE NAME: MONTOSCO, INC.			
1. INVESTMENT OF CORPORATE FUNDS IN ANOTHER CORPORATION	AMOUNT (PhP)	DATE OF BOARD RESOLUTION	
1.1 STOCKS	N/A	N/A	
1.2 BONDS/COMMERCIAL PAPER (Issued by Private Corporations)	N/A	N/A	
1.3 LOANS/ CREDITS/ ADVANCES	N/A	N/A	
1.4 GOVERNMENT TREASURY BILLS	N/A	N/A	
1.5 OTHERS	N/A	N/A	
2. INVESTMENT OF CORPORATE FUNDS IN ACTIVITIES UNDER ITS SECONDARY PURPOSES (PLEASE SPECIFY:)	DATE OF BOARD RESOLUTION	DATE OF STOCKHOLDERS RATIFICATION	
N/A	N/A	N/A	
3. TREASURY SHARES	NO. OF SHARES	% AS TO THE TOTAL NO. OF SHARES ISSUED	
	N/A		
4. UNRESTRICTED/UNAPPROPRIATED RETAINED EARNINGS AS OF END OF LAST FISCAL YEAR : 1,702,740,656.00			
5. DIVIDENDS DECLARED DURING THE IMMEDIATELY PRECEDING YEAR:			
TYPE OF DIVIDEND	AMOUNT (PhP)	DATE DECLARED	
5.1 CASH	50,000,000.00	December 5, 2019	
5.2 STOCK	N/A	N/A	
5.3 PROPERTY	N/A	N/A	
TOTAL	P		
6. ADDITIONAL SHARES ISSUED DURING THE PERIOD:			
DATE	NO. OF SHARES	AMOUNT	
N/A	N/A	N/A	
SECONDARY LICENSE/REGISTRATION WITH SEC AND OTHER GOV'T AGENCY:			
NAME OF AGENCY:	SEC	BSP	IC
TYPE OF LICENSE/REGN.	N/A	N/A	N/A
DATE ISSUED:	N/A	N/A	N/A
DATE STARTED OPERATIONS:	N/A	N/A	N/A
TOTAL ANNUAL COMPENSATION OF DIRECTORS DURING THE PRECEDING FISCAL YEAR (in PhP)	TOTAL NO. OF OFFICERS	TOTAL NO. OF RANK & FILE EMPLOYEES	TOTAL MANPOWER COMPLEMENT
1,878,596.00	20	55	75

NOTE: USE ADDITIONAL SHEET IF NECESSARY

I, EVELYN B. BINANITAN Corporate Secretary of MONTOSCO, INC. declare under penalty of perjury that all matters set forth in this GIS have been made in good faith, duly verified by me and to the best of my knowledge and belief are true and correct.

I hereby attest that all the information in this GIS are being submitted in compliance with the rules and regulations of the Securities and Exchange Commission (SEC) the collection, processing, storage and sharing of said information being necessary to carry out the functions of public authority for the performance of the constitutionally and statutorily mandated functions of the SEC as a regulatory agency.

I further attest that I have been authorized by the Board of Directors/Trustees to file this GIS with the SEC.

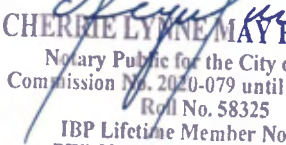
I understand that the Commission may place the corporation under delinquent status for failure to submit the reportorial requirements three (3) times, consecutively or intermittently, within a period of five (5) years (Section 177, RA No. 11232).

Done this SEP 07 day of 2020 2020 in the City of Manila.


EVELYN B. BINANITAN
Corporate Secretary

SUBSCRIBED AND SWORN TO before me in the City of Manila on SEP 07 2020 by affiant who personally appeared before me and exhibited to me her Tax Identification Card with no. ██████████ issued by the Bureau of Internal Revenue.

Doc. No. 66
Page No. 14
Book No. 24
Series of 2020.


CHERRIE LYNN MAY R. PUREZA
Notary Public for the City of Manila
Commission No. 2020-079 until Dec. 31, 2021
Roll No. 58325
IBP Lifetime Member No. 09093
PTR No. 9120218/01-02-2020/Mla.
MCLE Compliance No. VI-0022488/04-16-19
No. 900 Romualdez St., Paco, Manila



MONTOSCO INC.

"ANNEX B-3"

**STATEMENT OF MANAGEMENT'S RESPONSIBILITY
FOR FINANCIAL STATEMENTS**

The management of **MONTOSCO, INC.** (the "**Company**") is responsible for the preparation and fair presentation of the separate financial statements, including the schedule attached therein, as at and for the years ended **December 31, 2019 and 2018**, in accordance with the prescribed financial reporting framework indicated therein, and for such internal control as management determines is necessary to enable the preparation of the separate financial statements that are free from material misstatement, whether due to fraud or error.


In preparing the separate financial statements, management is responsible for assessing the Company's ability to continue as a going concern, disclosing, as applicable matters related to going concern and using the going concern basis of accounting unless management either intends to liquidate the Company or to cease operations, or has no realistic alternative but to do so.

The Board of Directors is responsible for overseeing the Company's financial reporting process.

The Board of Directors reviews and approves the separate financial statements including the schedule attached therein, and submits the same to the stockholders.

R.G. Manabat & Co., the independent auditor appointed by the stockholders, has audited the separate financial statements of the Company in accordance with Philippine Standards on Auditing, and in its report to the stockholders, has expressed its opinion on the fairness of presentation upon completion of such audit.


JANNELLE O. UY
President and Chairman of the Board


MARIA CRISANTA A. RELOS
Treasurer

Signed this 9th day of June 2020

MONTOSCO, INC.

(A Wholly-owned Subsidiary of Cosco Capital, Inc.)

FINANCIAL STATEMENTS **December 31, 2019 and 2018**

With Independent Auditors' Report



R.G. Manabat & Co.
The KPMG Center, 9/F
6787 Ayala Avenue, Makati City
Philippines 1226
Telephone +63 (2) 8885 7000
Fax +63 (2) 8894 1985
Website home.kpmg/ph
Email ph-inquiry@kpmg.com

REPORT OF INDEPENDENT AUDITORS

The Board of Directors and Stockholders
Montosco, Inc.
1501 Federal Tower, Dasmariñas Street
Binondo, Manila

Report on the Audit of the Financial Statements


Opinion

We have audited the financial statements of Montosco, Inc. (the "Company"), a wholly-owned subsidiary of Cosco Capital, Inc., which comprise the statements of financial position as at December 31, 2019 and 2018, and the statements of comprehensive income, statements of changes in equity and statements of cash flows for the years then ended, and notes, comprising significant accounting policies and other explanatory information.

In our opinion, the accompanying financial statements present fairly, in all material respects, the financial position of the Company as at December 31, 2019 and 2018, and its financial performance and its cash flows for the years then ended in accordance with Philippine Financial Reporting Standards (PFRS).

Basis for Opinion

We conducted our audits in accordance with Philippine Standards on Auditing (PSA). Our responsibilities under those standards are further described in the *Auditors' Responsibilities for the Audit of the Financial Statements* section of our report. We are independent of the Company in accordance with the Code of Ethics for Professional Accountants in the Philippines (Code of Ethics) together with the ethical requirements that are relevant to our audits of the financial statements in the Philippines, and we have fulfilled our other ethical responsibilities in accordance with these requirements and the Code of Ethics. We believe that the audit evidence we have obtained is sufficient and appropriate to provide a basis for our opinion.





Responsibilities of Management and the Board of Directors for the Financial Statements

Management is responsible for the preparation and fair presentation of the financial statements in accordance with PFRS, and for such internal control as management determines is necessary to enable the preparation of financial statements that are free from material misstatement, whether due to fraud or error.

In preparing the financial statements, management is responsible for assessing the Company's ability to continue as a going concern, disclosing, as applicable, matters related to going concern and using the going concern basis of accounting unless management either intends to liquidate the Company or to cease its operations, or has no realistic alternative but to do so.

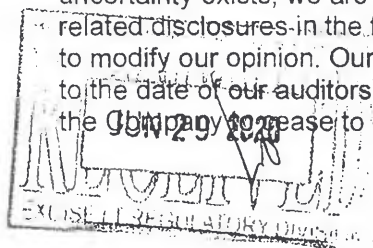
The Board of Directors is responsible for overseeing the Company's financial reporting process.

Auditors' Responsibilities for the Audit of the Financial Statements

Our objectives are to obtain reasonable assurance about whether the financial statements as a whole are free from material misstatement, whether due to fraud or error, and to issue an auditors' report that includes our opinion. Reasonable assurance is a high level of assurance, but is not a guarantee that an audit conducted in accordance with PSA will always detect a material misstatement when it exists. Misstatements can arise from fraud or error and are considered material if, individually or in the aggregate, they could reasonably be expected to influence the economic decisions of users taken on the basis of these financial statements.

As part of an audit in accordance with PSA, we exercise professional judgment and maintain professional skepticism throughout the audits. We also:

- Identify and assess the risks of material misstatement of the financial statements, whether due to fraud or error, design and perform audit procedures responsive to those risks, and obtain audit evidence that is sufficient and appropriate to provide a basis for our opinion. The risk of not detecting a material misstatement resulting from fraud is higher than for one resulting from error, as fraud may involve collusion, forgery, intentional omissions, misrepresentations, or the override of internal control.
- Obtain an understanding of internal control relevant to the audits in order to design audit procedures that are appropriate in the circumstances, but not for the purpose of expressing an opinion on the effectiveness of the Company's internal control.
- Evaluate the appropriateness of accounting policies used and the reasonableness of accounting estimates and related disclosures made by management.
- Conclude on the appropriateness of management's use of the going concern basis of accounting and, based on the audit evidence obtained, whether a material uncertainty exists related to events or conditions that may cast significant doubt on the Company's ability to continue as a going concern. If we conclude that a material uncertainty exists, we are required to draw attention in our auditors' report to the related disclosures in the financial statements or, if such disclosures are inadequate, to modify our opinion. Our conclusions are based on the audit evidence obtained up to the date of our auditors' report. However, future events or conditions may cause the Company to cease to continue as a going concern.





- Evaluate the overall presentation, structure and content of the financial statements, including the disclosures, and whether the financial statements represent the underlying transactions and events in a manner that achieves fair presentation.

We communicate with the Board of Directors and management regarding, among other matters, the planned scope and timing of the audits and significant audit findings, including any significant deficiencies in internal control that we identify during our audits.

Report on the Supplementary Information Required Under Revenue Regulations No. 15-2010 of the Bureau of Internal Revenue

Our audits were conducted for the purpose of forming an opinion on the basic financial statements taken as a whole. The supplementary information in Note 24 to financial statements is presented for purposes of filing with the Bureau of Internal Revenue and is not a required part of the basic financial statements. Such supplementary information is the responsibility of management. The supplementary information has been subjected to the auditing procedures applied in our audits of the basic financial statements. In our opinion, the supplementary information is fairly stated, in all material respects, in relation to the basic financial statements taken as a whole.

R.G. MANABAT & CO.

Gregorio I. Sambrano Jr.
GREGORIO I. SAMBRANO, JR.
Partner

CPA License No. 088825

SEC Accreditation No. 1548-AR-1, Group A, valid until December 17, 2021

Tax Identification No. 152-885-329

BIR Accreditation No. 08-001987-36-2018


Issued September 20, 2018; valid until September 19, 2021

PTR No. MKT 8116783

Issued January 2, 2020 at Makati City

June 25, 2020

Makati City, Metro Manila





R.G. Manabat & Co.
The KPMG Center, 9/F
6787 Ayala Avenue, Makati City
Philippines 1226
Telephone +63 (2) 8885 7000
Fax +63 (2) 8894 1985
Website home.kpmg/ph
Email ph-inquiry@kpmg.com

**REPORT OF INDEPENDENT AUDITORS
TO ACCOMPANY FINANCIAL STATEMENTS FOR FILING
WITH THE SECURITIES AND EXCHANGE COMMISSION**

The Board of Directors and Stockholders
Montosco, Inc.
1501 Federal Tower, Dasmariñas Street
Binondo, Manila

We have audited the accompanying financial statements of Montosco, Inc. (the "Company"), a wholly-owned subsidiary of Cosco Capital, Inc., as at and for the year ended December 31, 2019, on which we have rendered our report dated June 25, 2020.

In compliance with Revised Securities Regulation Code Rule 68, we are stating that the said Company has only one (1) stockholder owning one hundred (100) or more shares.


R.G. MANABAT & CO.

Gregorio I. Sambrano, Jr.
GREGORIO I. SAMBRANO, JR.
Partner

CPA License No. 088825
SEC Accreditation No. 1548-AR-1, Group A, valid until December 17, 2021
Tax Identification No. 152-885-329
BIR Accreditation No. 08-001987-36-2018
Issued September 20, 2018; valid until September 19, 2021
PTR No. MKT 8116783
Issued January 2, 2020 at Makati City

June 25, 2020
Makati City, Metro Manila

MONTOSCO, INC.
(A Wholly-owned Subsidiary of Cosco Capital, Inc.)
STATEMENTS OF FINANCIAL POSITION



		December 31, 2019	December 31, (As restated - see Note 22)	January 1, 2018 (As restated - see Note 22)
	Note			
ASSETS				
Current Assets				
Cash	5, 19	P167,845,035	P82,601,501	P263,925,726
Trade and other receivables	6, 19	1,444,904,280	848,714,407	1,053,351,711
Inventories	7, 15	3,427,765,849	2,541,957,090	1,262,556,953
Prepaid expenses and other current assets	8	445,282,867	740,298,607	427,302,948
Total Current Assets		5,485,798,031	4,213,571,605	3,007,137,338
Noncurrent Assets				
Right-of-use assets - net	16	26,735,588	20,667,907	1,066,473
Property and equipment - net	9	9,412,433	9,170,411	5,096,872
Refundable deposits	10, 19	4,127,879	2,145,883	2,037,453
Total Noncurrent Assets		40,275,900	31,984,201	8,200,798
		P5,526,073,931	P4,245,555,806	P3,015,338,136

LIABILITIES AND EQUITY

Current Liabilities

Trade and other payables	11, 19	P1,124,965,435	P582,285,313	P183,682,620
Notes payable	12, 19	120,000,000	353,000,000	700,000,000
Income tax payable		139,332,117	84,864,439	60,764,797
Lease liabilities - current	16, 19	14,431,292	10,544,520	745,356
Dividends payable	13, 14, 19	50,000,000	200,000,000	100,000,000
Advances from a stockholder	13, 19	-	659,500,000	-
Advances from Parent Company		-	-	234,000,000
Total Current Liabilities		1,448,728,844	1,890,194,272	1,279,192,773

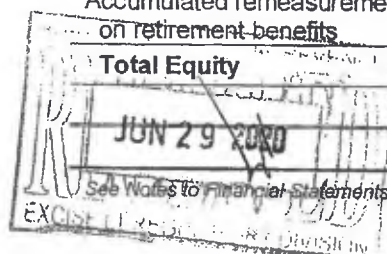
Noncurrent Liabilities

Advances from a stockholder	13, 19	659,500,000	-	-
Lease liabilities - net of current portion	16, 19	13,128,665	10,634,913	395,719
Retirement benefits liability	17	2,340,592	1,112,907	1,550,561
Total Noncurrent Liabilities		674,969,257	11,747,820	1,946,280
Total Liabilities		2,123,698,101	1,901,942,092	1,281,139,053

Equity

Capital stock	14	750,000,000	750,000,000	750,000,000
Retained earnings				
Unappropriated	14	1,702,740,656	643,053,859	984,240,216
Appropriated	14	950,000,000	950,000,000	-
Accumulated remeasurements on retirement benefits	17	(364,826)	559,855	(41,133)


Total Equity		3,402,375,830	2,343,613,714	1,734,199,083
		P5,526,073,931	P4,245,555,806	P3,015,338,136



MONTOSCO, INC.
(A Wholly-owned Subsidiary of Cosco Capital, Inc.)
STATEMENTS OF COMPREHENSIVE INCOME

Years Ended December 31			
		2019	2018 (As restated - see Note 22)
	Note		
NET SALES	13	P8,155,525,111	P5,291,847,624
COST OF GOODS SOLD	15	6,130,312,640	4,019,765,423
GROSS PROFIT		2,025,212,471	1,272,082,201
OPERATING EXPENSES			
Advertisement		219,525,677	190,123,388
Distribution costs		150,239,260	76,069,173
Outside services		50,539,982	44,034,167
Taxes and licenses		44,623,004	10,699,402
Salaries and other employee benefits	17	25,131,216	21,587,006
Depreciation and amortization	9, 16	16,351,559	13,598,013
Utilities and communication		7,930,241	7,059,934
Insurance		5,647,927	6,163,715
Transportation and travel		6,481,385	6,110,201
Representation and entertainment		2,107,411	1,514,791
Miscellaneous		16,925,324	14,575,670
		545,502,986	391,535,460
INCOME FROM OPERATIONS		1,479,709,485	880,546,741
OTHER INCOME - Net			
Interest expense	12, 13, 16	(34,723,895)	(14,705,331)
Foreign exchange gains - net		31,816,959	32,586,368
Interest income	5	3,195,077	2,397,647
Commission income		-	53,674,117
		288,141	73,952,801
INCOME BEFORE INCOME TAX		1,479,997,626	954,499,542
PROVISION FOR INCOME TAX	18	370,310,829	245,685,899
NET INCOME		1,109,686,797	708,813,643
OTHER COMPREHENSIVE INCOME (LOSS)			
Item that will not be reclassified to profit or loss in subsequent periods			
Remeasurement gain (loss) on retirement benefits	17	(924,681)	600,988
TOTAL COMPREHENSIVE INCOME		P1,108,762,116	P709,414,631

See Notes to Financial Statements.



MONTOSCO, INC.
(A Wholly-owned Subsidiary of Cosco Capital, Inc.)
STATEMENTS OF CHANGES IN EQUITY
FOR THE YEARS ENDED DECEMBER 31, 2019 AND 2018

		Capital Stock (Note 14)	Retained Earnings Unappropriated (Note 14)	Retained Earnings Appropriated (Note 14)	Accumulated Remeasurements on Retirement Benefits (Note 17)	Total
	Note					
Balances at January 1, 2018, as previously reported		P750,000,000	P984,279,425	P -	(P41,133)	P1,734,238,292
Restatements	22	-	(39,209)	-	-	(39,209)
Balances at January 1, 2018, as restated		750,000,000	984,240,216	-	(41,133)	1,734,199,083
Net income for the year, as previously reported		-	709,250,568	-	-	709,250,568
Restatements	22	-	(436,925)	-	-	(436,925)
Net income for the year, as restated		-	708,813,643	-	-	708,813,643
Other comprehensive income for the year		-	-	-	600,988	600,988
Total comprehensive income for the year, as restated		-	708,813,643	-	600,988	709,414,631
Cash dividend declaration		-	(100,000,000)	-	-	(100,000,000)
Appropriation during the year		-	(950,000,000)	950,000,000	-	-
Balances at December 31, 2018, as restated		750,000,000	643,053,859	950,000,000	559,855	2,343,613,714
Net income for the year		-	1,109,686,797	-	-	1,109,686,797
Other comprehensive loss for the year		-	-	-	(924,681)	(924,681)
Total comprehensive income (loss) for the year		-	1,109,686,797	-	(924,681)	1,108,762,116
Cash dividend declaration		-	(50,000,000)	-	-	(50,000,000)
Balances at December 31, 2019		P750,000,000	P1,702,740,656	P950,000,000	(P364,826)	P3,402,375,830

See Notes to Financial Statements.

MONTOSCO, INC.
(A Wholly-owned Subsidiary of Cosco Capital, Inc.)
STATEMENTS OF CASH FLOWS

Years Ended December 31			
			2018 (As restated - see Note 22)
	Note	2019	
CASH FLOWS FROM OPERATING ACTIVITIES			
Income before income tax		P1,479,997,626	P954,499,542
Adjustments for:			
Interest expense	12, 13, 16	34,723,895	14,705,331
Depreciation and amortization	9, 16	16,351,559	13,598,013
Interest income	5	(3,195,077)	(2,397,647)
Retirement benefits costs	17	303,004	283,334
Unrealized foreign exchange loss - net		252,952	6,578,977
Operating income before working capital changes		1,528,433,959	987,267,550
Decrease (increase) in:			
Trade and other receivables		(596,189,873)	203,575,979
Inventories		(885,808,759)	(1,279,400,137)
Prepaid expenses and other current assets		295,015,740	(312,995,659)
Increase in trade and other payables		546,585,766	389,906,226
Cash generated from (used in) operations		888,036,833	(11,646,041)
Income taxes paid		(315,843,151)	(221,586,257)
Interest received	5	3,195,077	2,397,647
Retirement benefits paid	17	-	(120,000)
Net cash from (used in) operating activities		575,388,759	(230,954,651)
CASH FLOWS FROM INVESTING ACTIVITIES			
Additions to property and equipment	9	(3,436,241)	(6,804,362)
Additions to refundable deposits		(1,981,996)	(108,430)
Cash used in investing activities		(5,418,237)	(6,912,792)
CASH FLOWS FROM FINANCING ACTIVITIES			
Payments of:			
Notes payable	12	(353,000,000)	(700,000,000)
Dividends	14	(200,000,000)	-
Interest on advances from a stockholder	13	(30,798,416)	-
Lease liabilities	16	(14,159,698)	(11,690,080)
Interest on notes payable	12	(6,745,000)	(10,251,527)
Advances from Parent Company	13	-	(234,000,000)
Proceeds from availment of:			
Notes payable	12	120,000,000	353,000,000
Advances from a stockholder	13	-	659,500,000
Net cash from (used in) financing activities		(484,703,114)	56,558,393
EFFECT OF EXCHANGE RATE CHANGES ON CASH			
		(23,874)	(15,175)
NET INCREASE (DECREASE) IN CASH		85,243,534	(181,324,225)
CASH AT BEGINNING OF YEAR		82,601,501	263,925,726
CASH AT END OF YEAR	5	P167,845,035	P82,601,501

See Notes to Financial Statements

JUN 29 2020

EXHIBIT 10.1

MONTOSCO, INC.
(A Wholly-owned Subsidiary of Cosco Capital, Inc.)
NOTES TO FINANCIAL STATEMENTS

1. Reporting Entity

Montosco, Inc. (the "Company") was incorporated and registered with the Philippine Securities and Exchange Commission (SEC) on August 13, 2008. The principal activity of the Company is to engage in the business of trading consumer goods on wholesale basis.

The Company is a wholly-owned subsidiary of Cosco Capital, Inc. (the "Parent Company"), a company incorporated in the Philippines. Cosco's shares of stock are listed for trading at the Philippine Stock Exchange (PSE).

The Company's registered office address is at the 1501 Federal Tower, Dasmarinas Street, Binondo, Manila.

2. Basis of Preparation

Statement of Compliance

The financial statements have been prepared in accordance with Philippine Financial Reporting Standards (PFRS). PFRS are based on International Financial Reporting Standards (IFRS) issued by the International Accounting Standards Board (IASB). PFRS which are issued by the Philippine Financial Reporting Standards Council (FRSC), consist of PFRS, Philippine Accounting Standards (PAS), and Philippine Interpretations based on the International Financial Reporting Interpretations Committee (IFRIC) interpretations.

Basis of Measurement

The financial statements have been prepared on the historical cost basis of accounting except for the retirement benefits liability which is measured at the present value of the defined benefits obligation.

Functional and Presentation Currency

The financial statements are measured using the currency of the primary economic environment in which the Company operates. The financial statements are presented in Philippine peso, which is also the Company's functional currency. All amounts are rounded to the nearest peso, except when otherwise indicated.

Authorization for Issuance of the Financial Statements

The accompanying financial statements of the Company as at and for the years ended December 31, 2019 and 2018 were approved and authorized for issue by the Board of Directors (BOD) on June 9, 2020.

3. Summary of Significant Accounting Policies

The accounting policies set out below have been applied consistently to all years presented in these financial statements, except for the changes in accounting policies as explained below.

Adoption of New or Revised Standards, Amendments to Standards and Interpretations

The Company has adopted the following new standard starting January 1, 2019 and accordingly, changed its accounting policies.

- PFRS 16, *Leases* supersedes PAS 17, *Leases* and the related Philippine Interpretations. The new standard introduces a single lease accounting model for lessees under which all major leases are recognized on-balance sheet, removing the lease classification test. Lease accounting for lessors essentially remains unchanged except for a number of details including the application of the new lease definition, new sale-and-leaseback guidance, new sub-lease guidance, and new disclosure requirements.

Practical expedients and targeted reliefs were introduced including an optional lessee exemption for short-term leases (leases with a term of 12 months or less) and low-value items, as well as the permission of portfolio-level accounting instead of applying the requirements to individual leases. New estimates and judgmental thresholds that affect the identification, classification, and measurement of lease transactions, as well as requirements to reassess certain key estimates and judgments at each reporting date were introduced.

The Company applied PFRS 16 using the retrospective approach, under which the cumulative effect of initial application is recognized in retained earnings as at January 1, 2018. Accordingly, the comparative information presented, as at and for the year ended December 31, 2018, is restated.

The Company used the following practical expedients when applying PFRS 16 to leases previously classified as operating leases under PAS 17:

- Applied a single discount rate to a portfolio of leases with similar characteristics;
- Applied the exemption not to recognize right-of-use assets and lease liabilities for leases for which the lease term ends within 12 months of the date of initial application;
- Excluded initial direct costs from measuring the right of-use asset at the date of initial application; and
- Used hindsight when determining the lease term if the contract contains options to extend or terminate the lease.

Impact on Financial Statements

In transition to PFRS 16 on January 1, 2019 using the retrospective approach, the Company recognized right-of-use assets and lease liabilities on the commencement date of the lease agreement. Consequently, the cumulative effect of the transition was recognized on January 1, 2018. The impact on transition as at January 1, 2018 is presented in notes for prior period restatement (see Note 22).

As at January 1, 2018, the Company recognized ROU assets and lease liabilities amounting to P1,066,473 and P1,141,075, respectively. As at December 31, 2019 and 2018, the carrying amounts of the ROU assets and lease liabilities are as follows:

	<i>Note</i>	2019	2018
ROU Assets	16	P26,735,588	P20,667,907
Lease liabilities	16	27,559,957	21,179,433

When measuring lease liabilities, the Company discounted lease payments using its incremental borrowing rate as of date of lease commencement date. The weighted average rate applied is 4.74%.

The Company has also adopted the following amendments to standards and interpretations which did not have any significant impact on the Company's financial statements.

- Philippine Interpretation IFRIC-23, *Uncertainty over Income Tax Treatments*
- PFRS 9, *Financial Instruments - Prepayment Features with Negative Compensation (Amendments)*
- PAS 19, *Employee Benefits - Plan Amendment, Curtailment or Settlement (Amendments)*
- Annual Improvements to PFRS Standards 2015-2017 Cycle - various standards

Financial Instruments

Date of Recognition

The Company recognizes a financial asset or a financial liability in the statement of financial position when it becomes a party to the contractual provisions of the instrument. Purchases and sales of financial assets that require delivery of assets within the time frame established by regulation or convention in the marketplace are recognized on the settlement date.

Initial Recognition of Financial Instruments

Financial instruments are recognized initially at fair value. The initial measurement of financial instruments, except for those financial assets and financial liabilities classified or designated at fair value through profit or loss (FVTPL), includes transaction costs.

Classification and Measurement of Financial Instruments

On initial recognition, the Company classifies its financial assets in the following categories: measured at amortized cost, financial assets at FVTPL and financial assets at fair value through other comprehensive income (FVOCI). The classification depends on the business model for managing the financial assets and the contractual terms of its cash flows.

The Company classifies its financial liabilities as either financial liabilities at amortized cost or financial liabilities at FVTPL. The Company classifies all financial liabilities at amortized cost, except for:

- (a) financial liabilities designated by the Company at initial recognition as at FVTPL, when doing so results in more relevant information.
- (b) financial liabilities that arise when the transfer of a financial asset does not qualify for derecognition or when the continuing involvement approach applies.
- (c) contingent consideration recognized by the Company in a business combination which shall subsequently be measured at fair value with changes recognized in profit or loss.

- (d) financial guarantee contracts and commitments to provide a loan at a below market interest rate which are initially measured at fair value and subsequently at higher of amortized amount and amount of loss allowance.

Management determines the classification of its financial assets and financial liabilities at initial recognition and, where allowed and appropriate, re-evaluates such designation at every reporting date.

Business Model Assessment

The Company makes an assessment of the objective of the business model in which a financial asset is held at a portfolio level because this best reflects the way the business is managed and information is provided to management. The information considered includes:

- the stated policies and objectives for the portfolio and the operation of those policies in practice. These include whether management's strategy focuses on earning contractual interest income, maintaining a particular interest rate profile, matching the duration of the financial assets to the duration of any related liabilities or expected cash outflows or realizing cash flows through the sale of the assets;
- how the performance of the portfolio is evaluated and reported to the Company's management;
- the risks that affect the performance of the business model (and the financial assets held within that business model) and how those risks are managed;
- how managers of the business are compensated - e.g., whether compensation is based on the fair value of the assets managed or the contractual cash flows collected; and
- the frequency, volume and timing of sales of financial assets in prior periods, the reasons for such sales and expectations about future sales activity.

Solely Payments of Principal and Interest Assessment

Principal is defined as the fair value of the financial asset on initial recognition. 'Interest' is defined as consideration for the time value of money and for the credit risk associated with the principal amount outstanding during a particular period of time and for other basic lending risks and costs (e.g. liquidity risk and administrative costs), as well as a profit margin. In assessing whether the contractual cash flows are solely payments of principal and interest, the Company considers the contractual terms of the instrument. This includes assessing whether the financial asset contains a contractual term that could change the timing or amount of contractual cash flows such that it would not meet this condition. In making this assessment, the Company considers contingent events that would change the amount or timing of cash flows, terms that may adjust the contractual coupon rate, including variable-rate features, prepayment and extension features, and terms that limit the Company's claim to cash flows from specified assets (e.g. non-recourse features).

The Company has no financial assets classified as financial assets at FVTPL and FVOCI as at December 31, 2019.

Financial assets are not reclassified subsequent to their initial recognition unless the Company changes its business model for managing financial assets, in which case all affected financial assets are reclassified on the first day of the first reporting period following the change in the business model.

Financial Assets at Amortized Cost

A financial asset is measured at amortized cost if it is held within a business model whose objective is to hold assets to collect contractual cash flows and its contractual terms give rise on specified dates to cash flows that are solely payments of principal and interest on the principal amount outstanding.

Interest income, foreign exchange gains and losses and impairment are recognized in profit or loss. Any gain or loss on derecognition is recognized in profit or loss.

Included in this category are the Company's cash in banks, trade and other receivables and refundable deposits.

Financial Liabilities at Amortized Cost

This category pertains to financial liabilities that are not held for trading or designated as at FVTPL upon inception of the liability. These include liabilities arising from operations or borrowings. The financial liabilities are recognized initially at fair value and subsequently carried at amortized cost, taking into account the impact of applying the effective interest rate method of amortization for any related premium, discount and any directly attributable transaction costs. These financial liabilities are included in current liabilities if maturity is within twelve months from reporting date. Otherwise, these are classified as noncurrent liabilities.

This category includes the Company's trade and other payables (excluding statutory obligations), notes payable, dividends payable, advances from a stockholder and lease liabilities as at December 31, 2019 and 2018.

Impairment of Financial Assets

The Company measures loss allowances at an amount equal to lifetime ECLs, except for debt securities that are determined to have low credit risk at the reporting date and other debt securities and bank balances for which credit risk has not increased significantly since initial recognition, which are measured at 12-month ECLs.

Loss allowances for trade and other receivables is always measured at an amount equal to lifetime ECLs.

When determining whether the credit risk of a financial asset has increased significantly since initial recognition and when estimating ECLs, the Company considers reasonable and supportable information that is relevant and available without undue cost or effort. This includes both quantitative and qualitative information and analysis, based on the Company's historical experience and informed credit assessment and including forward-looking information.

The Company assumes that the credit risk on a financial asset has increased significantly if it is more than 90 days past due. The Company considers a financial asset to be in default when the borrower is unlikely to pay its credit obligations to the Company in full, without recourse by the Company to actions such as realizing security (if any is held) or the financial asset is more than 90 days past due on any material credit obligation to the Company.

Lifetime ECLs are the ECLs that result from all possible default events over the expected life of a financial instrument. The 12-month ECLs are a portion of lifetime ECLs that represents the ECLs resulting from default events on the financial instrument that are possible within 12 months after the reporting date or a shorter period if the expected life of the instrument is less than 12 months.

The maximum period considered when estimating ECLs is the maximum contractual period over which the Company is exposed to credit risk.

ECLs are probability weighted-estimate of credit losses. Credit losses are measured as the present value of all cash shortfalls (i.e. the difference between the cash flows due to the entity in accordance with the contract and the cash flows that the Company expects to receive). ECLs are discounted at the effective interest rate of the financial asset.

At each reporting date, the Company assesses whether financial assets carried at amortized cost are credit-impaired. A financial asset is credit-impaired when one or more events that have a detrimental impact on the estimated future cash flows of the financial asset have occurred.

Evidence that a financial asset is credit-impaired includes the significant financial difficulty of the borrower or issuer, a breach of contract such as default, the restructuring of a loan or advance by the Company on terms that the Company would not consider otherwise, when it is probable that the borrower will enter bankruptcy or other financial reorganization, or the disappearance of an active market for a security because of financial difficulties.

Loss allowances for financial assets measured at amortized cost are deducted from the gross carrying amount of the assets.

Financial assets are written off when there is no reasonable expectation of recovery. The Company categorizes financial assets recorded at amortized cost for write off when a debtor fails to make payments or when it is probable that the receivable will not be collected. Where amortized cost financial assets have been written off, the Company continues to engage in enforcement activity to attempt to recover the receivable due. Where recoveries are made, these are recognized in profit or loss.

Derecognition of Financial Assets and Financial Liabilities

Financial Assets

A financial asset (or, where applicable, a part of a financial asset or part of a group of similar financial assets) is derecognized when:

- the rights to receive cash flows from the asset have expired;
- the Company retains the right to receive cash flows from the asset, but has assumed an obligation to pay them in full without material delay to a third party under a "pass-through" arrangement; or
- the Company has transferred its rights to receive cash flows from the asset and either: (a) has transferred substantially all the risks and rewards of the asset; or (b) has neither transferred nor retained substantially all the risks and rewards of the asset, but has transferred control of the asset.

When the Company has transferred its rights to receive cash flows from an asset and has neither transferred nor retained substantially all the risks and rewards of the asset nor transferred control of the asset, the asset is recognized to the extent of the Company's continuing involvement in the asset. Continuing involvement that takes the form of a guarantee over the transferred asset is measured at the lower of the original carrying amount of the asset and the maximum amount of consideration that the Company could be required to repay.

Financial Liabilities

A financial liability is derecognized when the obligation under the liability is discharged, cancelled or has expired.

When an existing financial liability is replaced by another from the same lender on substantially different terms, or the terms of an existing liability are substantially modified, such an exchange or modification is treated as a derecognition of the original liability and the recognition of a new liability. The difference in the respective carrying amounts is recognized in profit or loss.

Offsetting Financial Instruments

Financial assets and financial liabilities are offset and the net amount is reported in the statement of financial position if, and only if, there is a currently enforceable legal right to offset the recognized amounts and there is an intention to settle on a net basis, or to realize the asset and settle the liability simultaneously. This is not generally the case with master netting agreements, and the related assets and liabilities are presented gross in the statement of financial position.

Fair Value Measurement

Fair value is the price that would be received to sell an asset or paid to transfer a liability in an orderly transaction between market participants at the measurement date. The fair value measurement is based on the presumption that the transaction to sell the asset or transfer the liability takes place either in the principal market for the asset or liability, or in the absence of a principal market, in the most advantageous market for the asset or liability. The principal or the most advantageous market must be accessible to the Company.

The fair value of an asset or a liability is measured using the assumptions that the market participants would use when pricing the asset or liability, assuming that the market participants act in their economic best interest.

The Company uses valuation techniques that are appropriate in the circumstances and for which sufficient data are available to measure fair value, maximizing the use of relevant observable inputs and minimizing the use of unobservable inputs.

All assets and liabilities for which fair value is measured or disclosed in the financial statements are categorized within the fair value hierarchy, described as follows, based on the lowest level input that is significant to the fair value measurement as a whole:

- Level 1 - Quoted (unadjusted) market prices in active markets for identical assets or liabilities.
- Level 2 - Valuation techniques for which the lowest level input that is significant to the fair value measurement is directly or indirectly observable.
- Level 3 - Valuation techniques for which the lowest level input that is significant to the fair value measurement is unobservable.

For assets and liabilities that are recognized in the financial statements on a recurring basis, the Company determines whether transfers have occurred between Levels in the hierarchy by reassessing categorization (based on the lowest level input that is significant to the fair value measurement as a whole) at the end of each reporting period.

For the purpose of fair value disclosures, the Company has determined classes of assets and liabilities on the basis of the nature, characteristics and risks of the asset or liability and the level of the fair value hierarchy as explained above.

As at December 31, 2019 and 2018, no financial asset or financial liability was recognized at fair value. The Company has no other assets or liabilities with recurring and non-recurring fair value measurements.

Inventories

Inventories, which consist of spirits, wines and water, are valued at the lower of cost and net realizable value (NRV). Cost is comprised of purchase price, expenditure incurred in acquiring the inventories and other costs incurred in bringing them to their present location and condition. Cost is determined using the first-in, first-out method.

NRV represents the estimated selling price less costs to be incurred in marketing, selling and distribution. In determining the NRV, the Company considers any adjustment necessary to write-down inventories to NRV for slow-moving and near expiry products based on physical inspection and management evaluation.

Prepaid Expenses and Other Current Assets

Prepaid Expenses and Advances

Prepaid expenses and advances represent expenses not yet incurred but already paid in cash. Prepaid expenses and advances are initially recorded as assets and measured at the amount of cash paid. Subsequently, these are charged to profit or loss as these are consumed in operations or expire with the passage of time.

Prepaid expenses and advances are classified in the statement of financial position as current asset when the cost of goods or services related to the prepayment are expected to be incurred within one (1) year from the reporting date. Otherwise, prepayments are classified as noncurrent assets.

Value-added Tax (VAT)

Revenues, expenses and assets are recognized net of the amount of VAT, except:

- where the tax incurred on a purchase of assets or services is not recoverable from the taxation authority, in which case the tax is recognized as part of the cost of acquisition of the asset or as part of the expense item as applicable; and
- receivables and payables that are stated with the amount of tax included.

The net amount of tax recoverable from, or payable to, the taxation authority is included as part of "Prepaid expenses and other current assets" account or "Trade and other payables" account in the statement of financial position.

Refundable Deposits

Refundable deposits are cash paid for the lease agreements covering the office spaces and warehouse which are expected to be refunded upon the termination of the lease. These are carried at net realizable value and classified as current for leases which will expire within 12 months from the reporting period otherwise, these will be classified as noncurrent.

Property and Equipment

Property and equipment are stated at cost less accumulated depreciation and amortization and any impairment in value. The initial cost of items of property and equipment consists of its purchase price, including import duties and any directly attributable costs of bringing the asset to its working condition and location for its intended use. Expenditures incurred after the property and equipment have been put into operation, such as repairs and maintenance and overhaul costs, are normally charged to profit or loss in the period the costs are incurred. In situations where it can be clearly demonstrated that the expenditures have resulted in an increase in the future economic benefits expected to be obtained from the use of an item of property and equipment beyond its originally assessed standard of performance, the expenditures are capitalized as an additional cost of the item of property and equipment.

Depreciation and amortization are computed on a straight-line basis over the estimated useful lives of the assets as follows:

	Number of Years
Transportation and delivery equipment	5
Leasehold improvements	3 or lease term, whichever is shorter
Office equipment	2
Furniture and fixtures	2
Computer software license	2

Depreciation and amortization of an item of property and equipment begins when it becomes available for use, i.e., when it is in the location and condition necessary for it to be capable of operating in the manner intended by management. Depreciation or amortization ceases at the earlier of the date that the item is classified as held for sale (or included in a disposal group that is classified as held for sale) in accordance with PFRS 5, *Noncurrent Assets Held for Sale and Discontinued Operations*, and the date the asset is derecognized.

The estimated useful lives and depreciation and amortization method are reviewed periodically to ensure that the periods and method of depreciation and amortization are consistent with the expected pattern of economic benefits from items of property and equipment.

Fully depreciated assets are retained in the accounts until they are no longer in use and no further depreciation is recognized in the profit or loss. When assets are retired or otherwise disposed of, the cost and the related accumulated depreciation and amortization and any impairment in value are removed from the accounts and any resulting gain or loss is recognized in profit or loss.

Borrowing Costs

Borrowing costs are capitalized if they are directly attributable to the acquisition, construction or production of a qualifying asset. The capitalization of borrowing costs: (i) commences when the activities to prepare the asset are in progress and expenditures and borrowing costs are being incurred; (ii) is suspended during the extended periods in which active development, improvement and construction of the assets are interrupted; and (iii) ceases when substantially all the activities necessary to prepare the assets are completed. If the resulting carrying amount of the asset exceeds its recoverable amount, an impairment loss is recorded. Borrowing costs include interest charges and other costs incurred in connection with the borrowing of funds.

Other borrowing costs are recognized as expense in the period in which they are incurred.

Impairment of Noncurrent Nonfinancial Assets

The Company assesses at end of each reporting period whether there is indication that its noncurrent nonfinancial assets which include property and equipment may be impaired. If any such indication exists and where the carrying amount exceeds the estimated recoverable amount, the assets or the cash generating unit (CGU) are written down to their recoverable amounts. The recoverable amount of the nonfinancial assets is the greater of fair value less cost to sell and value-in-use. The fair value less cost to sell is the amount obtainable from the sale of an asset in an arm's length transaction. In assessing value-in-use, the estimated future cash flows are discounted to their present value using a pre-tax discount rate that reflects current market assessments of the time value of money and the risks specific to the asset. For an asset that does not generate largely independent cash inflows, the recoverable amount is determined for the CGU to which the asset belongs.

Impairment losses, if any, are recognized in profit or loss in those expense categories consistent with the function of the impaired asset.

A previously recognized impairment loss is reversed only if there has been a change in the estimates used to determine the asset's recoverable amount since the last impairment loss was recognized. If that is the case, the carrying amount of the asset is increased to its recoverable amount. The increased amount cannot exceed the carrying amount that would have been determined, net of depreciation and amortization, had no impairment loss been recognized for the asset in prior years. Such reversal is recognized unless the asset is carried at revalued amount, in which case the reversal is treated as a revaluation increase. After such a reversal, the depreciation and amortization charge are adjusted in future periods to allocate the asset's revised carrying amount on a systemic basis over its remaining useful life.

Capital Stock

Ordinary or Common shares are classified as equity. The proceeds from the issuance of ordinary or common shares are presented in equity as capital stock to the extent of the par value of the issued and outstanding shares and any excess of the proceeds over the par value of the shares issued, less any incremental costs directly attributable to the issuance, net of tax, is presented in equity as additional paid-in capital.

Retained Earnings

Retained earnings represent the cumulative balance of periodic net income or loss, dividend contributions, correction of prior year errors, effect of changes in accounting policy and other capital adjustments.

Dividends on Common Shares

Cash dividends on common shares are recognized as liability and deducted from equity when approved by the BOD of the Company. Stock dividend declared but not yet issued is presented as "Capital stock dividend distributable" in the statement of financial position. When the stock dividends are declared, the amount of stock dividends are treated as transfers from retained earnings to common shares.

Dividends for the year that are approved after the reporting date are dealt with as an event after the reporting date.

Revenue Recognition

Revenue from contracts with customers is recognized upon transfer of goods to the customer at an amount that reflects the consideration to which the Company expects to be entitled in exchange for those goods.

The following specific recognition criteria must also be met before revenue is recognized:

Sale of Goods

Revenue is recognized at the point in time when control of the asset is transferred to the customer, generally upon delivery. If it is probable that discounts will be granted and the amount can be measured reliably, then the discount is recognized as a reduction of revenue as the sales are recognized. Revenue is recognized net of variable consideration such as discounts, rebates, listing and slotting fees/display allowances and certain payments to customers post the initial sale of goods.

Commission Income

Commission is recognized at a point in time when the related indirect sale of goods have been received and accepted by the buyer at their premises.

Interest Income

Interest income is recognized in profit or loss as it accrues, taking into account the effective yield on the asset.

Cost and Expense Recognition

Cost of Goods Sold

Cost of goods sold is recognized when goods are shipped to the buyer. Expenses are recognized upon utilization of services or at the date they are incurred.

Operating Expenses

Operating expenses are costs incurred to sell or distribute the goods and administering the business. It includes documentation processing and delivery, among others. Operating expenses are expensed as incurred.

Other Comprehensive Income

Other comprehensive income comprises items of income and expense (including items previously presented under the statement of changes in equity) that are not recognized in profit or loss for the year in accordance with PFRS.

Employee Benefits

Short-term Employee Benefits

Short-term employee benefits are expensed as the related service is provided. A liability is recognized for the amount expected to be paid if the Company has a present legal or constructive obligation to pay this amount as a result of the past service provided by the employee and the obligation can be estimated reliably.

Retirement Benefits Liability and Costs

The Company has an unfunded, noncontributory defined benefits retirement plan covering substantially all permanent, regular and full-time employees. The Company's obligation in respect of the defined benefits is calculated by estimating the amount of the future benefits that employees have earned in the current and prior period and discounting that amount.

The calculation of defined benefits obligations is performed on a periodic basis by a qualified actuary using the projected unit credit method.

Remeasurements of the retirement benefits liability, which comprise of actuarial gains and losses, are recognized immediately in other comprehensive income. The Company determines the interest expense on the retirement benefits liability for the period by applying the discount rate used to measure the retirement benefits liability at the beginning of the annual period to the then retirement benefits liability, taking into account any changes in the retirement benefits liability during the period as a result of benefit payments, if any. Interest expense and other expenses related to defined benefits plans are recognized in profit or loss.

When the benefits of the plan are changed or when the plan is curtailed, the resulting change in benefit that relates to past service or gain or loss on curtailment is recognized immediately in profit or loss. The Company recognizes gains or losses on the settlement of defined benefits plans when the settlement occurs.

Leases

At inception of a contract, the Company assesses whether a contract is, or contains, a lease. A contract is, or contains, a lease if the contract conveys the right to control the use of an identified asset for a period of time in exchange for consideration. To assess whether a contract conveys the right to control the use of an identified asset, the Company assesses whether:

- the contract involves the use of an identified asset – this may be specified explicitly or implicitly and should be physically distinct or represent substantially all of the capacity of a physically distinct asset. If the supplier has a substantive substitution right, then the asset is not identified;
- the Company has the right to obtain substantially all of the economic benefits from use of the asset throughout the period of use; and,
- the Company has the right to direct the use of the asset. The Company has this right when it has the decision-making rights that are most relevant to changing how and for what purpose the asset is used. In rare cases where the decision about how and for what purpose the asset is used is predetermined, the Company has the right to direct the use of the asset if either:
 - the Company has the right to operate the asset; or
 - the Company designed the asset in a way that predetermines how and for what purpose it will be used.

This policy is applied to contracts entered into, or changed, on or after January 1, 2019.

At inception or on reassessment of a contract that contains a lease component, the Company allocates the consideration in the contract to each lease component on the basis of their relative stand-alone prices.

Company as Lessee

The Company recognizes a ROU asset and a lease liability at the lease commencement date. The ROU asset is initially measured at cost, which comprises the initial amount of the lease liability adjusted for accrued rent payable at or before the commencement date, plus any initial direct costs incurred and an estimate of costs to dismantle and remove the underlying asset or to restore the underlying asset or the site on which it is located, less any lease incentives received.

The ROU asset is subsequently amortized using the straight-line method from the commencement date to the end of the lease term unless the lease transfers ownership of the underlying asset to the Company by the end of the lease term or the cost of the ROU asset reflects that the Company will exercise a purchase option. In that case, the ROU asset will be amortized over the useful life of the underlying asset, which is determined on the same basis as those of property and equipment. In addition, the ROU asset is periodically reduced by impairment loss, if any, and adjusted for certain remeasurements of the lease liability. The ROU asset is presented as a separate line item in the statement of financial position.

The lease liability is initially measured at the present value of the lease payments that are not paid at the commencement date, discounted using the interest rate implicit in the lease or, if that rate cannot be readily determined, the Company's incremental borrowing rate. Generally, the Company uses its incremental borrowing rate as the discount rate.

Lease payments included in the measurement of the lease liability comprise the following: (a) fixed payments, including in-substance payments; (b) variable lease payments that depend on an index or a rate, initially measured using the index or rate as at the commencement date; (c) amounts expected to be payable under a residual value guarantee; and, (d) the exercise price under a purchase option the Company is reasonably certain to exercise, lease payments in an optional renewal period if the Company is reasonably certain to exercise and extension option, and penalties for early termination of a lease unless the Company is reasonably certain not to terminate early.

The lease liability is measured at amortized cost using the effective interest method. It is remeasured when there is a change in future lease payments arising from a change in an index or rate; if there is a change in the Company's estimate of the amount expected to be payable under a residual value guarantee; or, if the Company changes its assessment of whether it will exercise a purchase, extension, or termination option.

When the lease liability is remeasured in this way, a corresponding adjustment is made to the carrying amount of the ROU asset, or is recorded in profit or loss if the carrying amount of the ROU asset has been reduced to zero.

The Company has presented interest expense on the lease liability separately from the amortization charge for the ROU asset. The interest expense on lease liability is presented under "Costs and expenses" in profit or loss.

Income Taxes

Provision for income tax is composed of current income tax and deferred income tax. Provision for income tax is recognized in profit or loss except to the extent that it relates to items recognized directly in equity or in other comprehensive income, in which case, it is recognized directly in equity or in other comprehensive income.

Current Income Tax

Current income tax assets and liabilities for the current and prior periods are measured at the amount expected to be recovered from or paid to the taxation authorities. The tax rates and tax laws used as basis to compute the amount are those that have been enacted or substantively enacted at the reporting date.

Deferred Income Tax

Deferred income tax is provided, using the balance sheet liability method, on all temporary differences at the reporting date between the tax bases of assets and liabilities and their carrying amounts for financial reporting purposes.

Deferred income tax liabilities are recognized for all taxable temporary differences. Deferred income tax assets are recognized for all deductible temporary differences, to the extent that it is probable that sufficient future taxable profits will be available against which the deductible temporary differences can be utilized.

The carrying amount of deferred income tax assets is reviewed at each reporting date and reduced to the extent that it is no longer probable that sufficient future taxable profits will be available to allow all or part of the deferred income tax assets to be utilized.

Deferred income tax assets and deferred income tax liabilities are measured at the tax rates that are expected to apply to the year when the asset is realized or the liability is settled, based on tax rates and tax laws that have been enacted or substantively enacted at the reporting date.

Deferred income tax assets and deferred income tax liabilities are offset, if a legally enforceable right exists to offset current income tax assets against current income tax liabilities and the deferred income taxes relate to the same taxable entity and the same taxation authority.

Related Party Transactions and Relationships

Related party relationships exist when the party has the ability to control, directly or indirectly, through one or more intermediaries, or exercise significant influence over the other party in making financial and operating decisions. Such relationships also exist between and/or among entities which are under common control with the reporting entity and its key management personnel, directors or stockholders. In considering each possible related party relationship, attention is directed to the substance of the relationship, and not merely to the legal form. Related parties may be individual or corporate entities.

Foreign Currency Denominated Transactions and Translation

Transactions in foreign currencies are recorded using the functional currency exchange rate at the date of transaction. Outstanding monetary assets and monetary liabilities denominated in foreign currencies are translated using the closing exchange rate at the reporting date. All differences are taken to profit or loss. Non-monetary items that are measured in terms of historical cost in a foreign currency are translated using the exchange rates as at the dates of the initial transactions.

Provisions

Provisions are recognized when the Company has a present obligation (legal or constructive) as a result of a past event, it is probable (i.e., more likely than not) that an outflow of resources embodying economic benefits will be required to settle the obligation, and a reliable estimate can be made of the amount of the obligation. Where the Company expects some or all of the provision to be reimbursed, the reimbursement is recognized as a separate asset, but only when the reimbursement is virtually certain. The expense relating to any provision is presented in profit or loss, net of reimbursement. If the effect of the time value of money is material, provisions are discounted using the current pre-tax rate that reflects, where appropriate, the risks specific to the liability. Where discounting is used, the increase in the provision due to the passage of time is recognized as interest expense. Provisions are reviewed at each reporting date and adjusted to reflect the current best estimate.

q

p q

t p

- PAS 1, *Presentation of Financial Statements* and PAS 8, *Accounting Policies, Changes in Accounting Estimates and Errors - Definition of Material (Amendments)* refine the definition of material. The amended definition of material states that information is material if omitting, misstating or obscuring it could reasonably be expected to influence the decisions that the primary users of general purpose financial statements make on the basis of those financial statements, which provide financial information about a specific reporting entity. The amendments clarify the definition of material and its application by:

- (a.) raising the threshold at which information becomes material by replacing the term "could influence" with "could reasonably be expected to influence";
- (b.) including the concept of "obscuring information" alongside the concept of "omitting" and "misstating" information in the definition;
- (c.) clarifying that the users to which the definition refers are the primary users of general purpose financial statements referred to in the Conceptual Framework;
- (d.) clarifying the explanatory paragraphs accompany the definition; and
- (e.) aligning the wording of the definition of material across PFRS Standards and other publications.

The amendments are expected to help entities make better materiality judgments without substantively changing existing requirements.

The amendments apply prospectively. Earlier application is permitted.

4. Management's Use of Judgments, Accounting Estimates and Assumptions

The preparation of the financial statements in accordance with PFRS requires management to exercise judgments, make accounting estimates and use assumptions that affect reported amounts of assets, liabilities, income and expenses and related disclosures. Future events may occur which will cause the assumptions used in arriving at the accounting estimates to change. The effects of any change in accounting estimates are reflected in the financial statements as they become reasonably determinable.

Accounting judgments, estimates and assumptions are continually evaluated and are based on historical experience and other factors including expectations of future events that are believed to be reasonable under the circumstances.

Judgments

In the process of applying the Company's accounting policies, management has made the following judgments, apart from those involving estimation, which has the most significant effect on the amounts recognized in the financial statements.

Determination of the Company's Functional Currency

The Company considers factors, including but not limited to, the currency that mainly influences sales prices of its goods and the currency in which receipts from operating activities are usually retained. Based on the economic substance of the underlying circumstances relevant to the Company, the functional currency has been determined to be the Philippine peso. It is the currency that mainly influences the Company's operations.

Identifying a Lease

The Company uses its judgment in assessing that a contract is, or contains, a lease when the contract conveys the right to control the use of an identified asset for a period of time in exchange for consideration. The Company has the right to control the asset if it has the right to obtain substantially all of the economic benefits from use of the identified asset and the right to direct the use of the identified asset. The Company reassesses whether a contract is, or contains, a lease only if the terms and conditions of the contract are changed.

As a Lessee. The Company has entered into various contracts for the lease of warehouse space. The Company has determined that it has the right to control the use of the identified assets over their respective lease terms (see Note 16).

Determining Term and Discount Rate of Lease Arrangements

Where the Company is the lessee, management is required to make judgments about the lease term and the appropriate discount rate to calculate the present value of the lease payments.

The lease payments are discounted using the interest rate implicit in the lease. If that rate cannot be readily determined, which is generally the case for leases entered into by the Company as lessee, management uses the incremental borrowing rate, being the rate that the Company would have to pay to borrow the funds necessary to obtain an asset of similar value to the right-of-use asset in a similar economic environment with similar terms, security and conditions.

To determine the incremental borrowing rate, the Company uses an approach that starts with a risk-free interest rate adjusted for credit risk for leases held by the Company and makes adjustments specific to the lease.

In determining the lease term, management considers all facts and circumstances that create an economic incentive to exercise an extension option, or not exercise a termination option. Extension options (or periods after termination options) are only included in the lease term if it is reasonably certain that the lease will be extended (or not terminated) and, as such, included within lease liabilities.

For leases of office space and warehouse, the following factors are usually the most relevant:

- If any leasehold improvements are expected to have a significant remaining value, the Company is typically reasonably certain to extend (or not terminate).
- If there are significant penalties to terminate (or not extend), the Company is typically reasonably certain to extend (or not terminate).
- Otherwise, the Company considers other factors, including historical lease durations, the costs and business disruption required to replace the leased asset, enforceability of the option, and business and other developments.

The lease term is reassessed if an option is actually exercised (or not exercised) or the Company becomes obliged to exercise (or not exercise) it. The assessment of reasonable certainty is only revised if a significant event or a significant change in circumstances occurs, which affects this assessment, and is within the lessee's control, for example, when significant investment in the store is made which has a useful life beyond the current lease term

Recognition of Revenue

The Company uses its judgment in determining the timing of the transfer of control on the goods that it delivered. The Company determined that the control is transferred for sale of goods when the Company has transferred physical possession of the goods and obtained the right to payment for the goods which is upon the customer's acceptance of the goods at the customer's warehouse.

Accounting Estimates and Assumptions

The key estimates and assumptions concerning the future and other key sources of estimation uncertainty at the reporting date that have significant risk of causing a material adjustment to the carrying amounts of assets and liabilities within the next financial year are described below:

Allowance for Impairment Losses on Trade and Other Receivables and Refundable Deposits

The Company uses the expected credit loss model in estimating the level of allowance which includes forecasts of future events and conditions. A credit loss is measured as the present value of all cash shortfalls (the difference between the cash flows that the Company expects to receive). The model represents a probability-weighted estimate of the difference over the remaining life of the receivables. The maturity of the Company's receivables is less than one year so the lifetime expected credit loss and the 12-month expected credit losses are similar. In addition, management assessed that the credit risk for its trade and other receivables and refundable deposits as at the reporting date are low as discussed in Note 19, therefore the Company did not have to assess whether a significant increase in credit risk has occurred. An increase in the allowance for impairment losses would increase the recorded operating expenses and decrease current assets.

The Company uses an allowance matrix to measure the ECLs of its trade receivables from individual customers. Loss rates are calculated using a "roll rate" method based on the probability of a receivable progressing through successive stages of delinquency to write-off. The loss rates computed were based on actual credit loss experience over the last three years. As the profile of the Company's trade receivables is substantially current and past due trade receivables are no more than one year, the computed estimated allowance using the loss rates is not significant to the Company's financial statements.

The combined carrying amounts of the Company's trade and other receivables and refundable deposits are P1,449,032,159 and P850,860,290 as at December 31, 2019 and 2018, respectively (see Notes 6, 10 and 19).

Determination of Net Realizable Value (NRV) of Inventories

The Company's estimates of the NRV of inventories are based on the most reliable evidence available at the time the estimates are made, of the amount that the inventories are expected to be realized. These estimates consider the inventory obsolescence, physical deterioration, fluctuations of price or cost directly relating to events occurring after the end of the period to the extent that such events confirm conditions existing at the end of the period. A new assessment is made at NRV in each subsequent period. When the circumstances that previously caused inventories to be written down below cost no longer exist or when there is a clear evidence of an increase in NRV because of changes in economic circumstances, the amount of the write-down is reversed so that the new carrying amount is the lower of the cost and the revised NRV.

The carrying amounts of inventories as at December 31, 2019 and 2018 are P3,427,765,849 and P2,541,957,090, respectively (see Note 7). No allowance to reduce inventory to NRV was recognized in 2019 and 2018.

Estimation of Useful Lives of Property and Equipment

The Company estimates the useful lives of property and equipment based on the period over which these assets are expected to be available for use. The estimated useful lives of property and equipment are reviewed periodically and are updated if expectations differ from previous estimates due to asset utilization, internal technical evaluation, technological changes, environmental and anticipated use of the assets tempered by related industry benchmark information. It is possible that future financial performance could be materially affected by changes in these estimates brought about by changes in the factors mentioned. Any reduction in the estimated useful lives of the property and equipment would increase depreciation and amortization expense and decrease noncurrent assets.

The estimated useful lives of property and equipment is discussed in Note 3 to financial statements. There is no change in the estimated useful lives of property and equipment in 2019 and 2018.

The carrying amounts of property and equipment as at December 31, 2019 and 2018 amounted to P9,412,433 and P9,170,411, respectively (see Note 9).

Estimation of Retirement Benefits Liability and Costs

The cost of defined benefits retirement plans, as well as the present value of the retirement benefits obligation, is determined using actuarial valuations. The actuarial valuations involve making various assumptions. These include the determination of the discount rates, and future salary increases, among others. Due to the complexity of the valuation, the underlying assumptions and its long-term nature, defined benefits obligations are highly sensitive to changes in these assumptions. All assumptions are reviewed at each reporting period.

The Company has retirement benefits liability amounting to P2,340,592 and P1,112,907 as at December 31, 2019 and 2018, respectively (see Note 17).

Recognition of Deferred Income Tax Assets

The Company reviews its deferred income tax assets at each reporting date and reduces the carrying amount to the extent that it is no longer probable that sufficient future taxable profits will be available to allow all or part of the deferred income tax assets to be utilized. The Company also reviews the expected timing and tax rates upon reversal of temporary differences and adjusts the impact on deferred income tax accordingly. The Company's assessment on the recognition of deferred income tax assets is based on the forecasted taxable income of the subsequent reporting periods. This forecast is based on the Company's past results and future expectations on revenues and expenses. While the Company believes that its assumptions are appropriate and reasonable, significant changes in these assumptions may materially affect the Company's assessment of the realizability of deferred income tax assets and may lead to future addition to the provision for deferred income tax.

In 2019 and 2018, the Company elected to avail of the optional standard deduction (OSD) which is equivalent to 40% of total gross income. The Company intends to continue its availment of the optional standard deduction in the subsequent years.

As at December 31, 2019 and 2018, the Company has not recognized deferred income tax assets arising from temporary differences amounting to a total of P3,417,913 and P8,203,410, respectively (see Note 18).

5. Cash

This account consists of:

	<i>Note</i>	2019	2018
Cash on hand		P439,000	P421,000
Cash in banks	19	167,406,035	82,180,501
		P167,845,035	P82,601,501

Cash in banks earns interest at the respective bank deposit rates.

Interest income recognized in profit or loss amounted to P3,195,077 and P2,397,647 in 2019 and 2018, respectively.

6. Trade and Other Receivables

This account consists of:

	<i>Note</i>	2019	2018
Trade			
Third parties		P871,332,204	P657,395,462
Related parties	13	567,717,139	185,699,843
Nontrade		5,393,020	5,091,591
Others		461,917	527,511
	19	P1,444,904,280	P848,714,407

Trade receivables are non-interest-bearing and are generally on a 30 to 60-day credit term.

Non-trade receivables pertain to receivables from suppliers for the reimbursements of expenses incurred by the Company for brand promotions. These are non-interest-bearing and are generally on a 30-day credit term.

There was no allowance for impairment losses on receivables as at December 31, 2019 and 2018.

7. Inventories

This account consists of:

	<i>Note</i>	2019	2018
At cost:			
Spirits		P3,392,677,145	P2,521,243,647
Wines		34,883,522	20,713,443
Others		205,182	-
	15	P3,427,765,849	P2,541,957,090

Cost of goods sold recognized in profit or loss amounted to P6,130,312,640 and P4,019,765,423 in 2019 and 2018, respectively (see Note 15).

8. Prepaid Expenses and Other Current Assets

This account consists of:

	2019	2018
Prepaid duties and taxes	P328,088,254	P543,115,123
Advances to suppliers	84,110,586	105,397,992
Input VAT	28,672,444	91,102,251
Prepaid import charges	1,715,615	369,522
Other prepaid expenses	2,695,968	313,719
	P445,282,867	P740,298,607

Prepaid duties and taxes include advance payment for excise taxes, customs duties and seals for purchased goods not yet received.

Advances to suppliers pertain to partial down payment made by the Company to suppliers which will be applied against future billings.

9. Property and Equipment

The movements and balances in this account are as follows:

	Transportation and Delivery Equipment	Leasehold Improvements	Office Equipment	Furniture and Fixtures	Computer Software License	Total
Cost						
December 31, 2017	P7,389,343	P2,295,229	P1,523,796	P1,759,428	P -	P12,967,796
Additions	6,635,464	-	152,898	16,000	-	6,804,362
December 31, 2018	14,024,807	2,295,229	1,676,694	1,775,428	-	19,772,158
Additions	1,848,214	-	566,875	-	1,021,152	3,436,241
December 31, 2019	15,873,021	2,295,229	2,243,569	1,775,428	1,021,152	23,208,399
Accumulated Depreciation and Amortization						
December 31, 2017	3,418,644	1,391,060	1,334,940	1,726,280	-	7,870,924
Depreciation and amortization	1,800,905	706,140	184,631	39,147	-	2,730,823
December 31, 2018	5,219,549	2,097,200	1,519,571	1,765,427	-	10,601,747
Depreciation and amortization	2,503,146	198,029	249,144	8,000	235,900	3,194,219
December 31, 2019	7,722,695	2,295,229	1,768,716	1,773,427	235,900	13,795,966
Net Book Value						
December 31, 2018	P8,805,258	P198,029	P157,123	P10,001	P -	P9,170,411
December 31, 2019	P8,150,326	P -	P474,854	P2,001	P785,252	P9,412,433

Depreciation and amortization expense for the years ended December 31, 2019 and 2018 were charged as part of "Operating Expenses" in profit or loss.

10. Refundable Deposits

This account consists of:

	Note	2019	2018
Security deposits	16	P3,981,061	P2,007,564
Others		146,818	138,319
	19	P4,127,879	P2,145,883

11. Trade and Other Payables

This account consists of:

			2018 (As restated - see Note 22)
	<i>Note</i>	2019	
Trade payables	19	P992,362,760	P496,420,164
Non-trade payables	19	112,569,905	75,505,513
Accrued expenses	19	17,486,364	6,459,610
Statutory obligations		2,546,406	3,900,026
		P1,124,965,435	P582,285,313

Trade payables are non-interest-bearing and are generally on a 30 to 60-day payment term.

Non-trade payables are amounts owed to non-trade suppliers such as manpower agencies, freight companies and other non-trade payment transactions. These are non-interest-bearing and are generally on a 30-day payment term.

Accrued expenses consist of accruals for interest, utilities, advertisement and other operating expenses.

12. Notes Payable

In 2018, the Company entered into various unsecured, short-term loans with maturities of less than one year from Metropolitan Bank and Trust Company and Asia United Bank totaling to P203,000,000 with a fixed annual interest of 5.25% to 6.00% and P150,000,000 with fixed annual interest of 6.00%, respectively. These notes were paid in 2019.

On November 20, 2019, the Company obtained an unsecured, three-month loan from Metropolitan Bank and Trust Company amounting to P120,000,000 with a fixed interest of 4.50%.

The proceed from these loan availments were intended to finance the Company's working capital requirements.

Interest expense recognized in profit or loss relating to notes payable amounted to P6,745,000 and P7,560,695 for the years ended December 31, 2019 and 2018, respectively.

13. Related Party Transactions

Transactions and account balances with related parties as at and for the years ended December 31 are as follows:

Category/ Transaction	Year	Ref	Transactions During the Year	Outstanding Balance		Terms	Conditions
				Receivable	Payable		
Parent Company							
• Interest expense	2019	c	P -	P -	P -	Annual interest at 1.8%, payable on a monthly basis	Unsecured
	2018		1,750,100	-	-		
• Dividends	2019	14	50,000,000	-	50,000,000	Due and demandable	Unsecured
	2018		100,000,000	-	200,000,000		
Entities under Common Control							
• Sales of goods	2019	6, a	2,375,870,288	567,717,139	-	30 days credit term; non-interest bearing	Unsecured; no impairment
	2018		1,313,414,818	185,699,843	-		
• Lease expense	2019	16, b	14,472,541	-	27,559,957	Payable on a monthly basis	Unsecured
	2018		12,127,004	-	21,179,433		
Stockholder							
• Advances	2019	d	-	-	659,500,000	2 years, annual interest of 4%	Unsecured
	2018		659,500,000	-	659,500,000		
• Interest expense	2019	d	26,663,694	-	-	Annual interest of 4.00%, payable on a monthly basis	Unsecured
	2018		4,134,722	-	4,134,722		
	2019			P567,717,139	P737,059,957		
	2018			P185,699,843	P884,814,155		

- In the normal course of business, the Company distributes wines, liquors and water to entities under common control.
- The Company entered into lease agreements with an entity under common control for its office space and warehouse. Lease expenses include amortization expense on ROU assets and interest expense on lease liabilities (see Note 16).
- In prior years, the Company received cash advances from its Parent Company in a form of promissory notes. These advances earn fixed annual interest rate of 1.8% with maturities of two (2) years. The principal, amounting to P234,000,000, and related interest, amounting to P1,750,100, were paid by the Company in 2018.
- In 2018, the Company received cash advances from a stockholder in a form of promissory notes. These advances earn fixed annual interest rate of 4.00% with maturities of one (1) year. The advances were intended for the Company's working capital requirements to finance inventory purchases.

On November 5, 2019, both parties renewed the promissory note for the same amount and interest rate with a new maturity date of November 21, 2021.

Interest expense recognized in profit or loss relating to advances from a stockholder amounted to P26,663,694 and P4,134,722 for the years ended December 31, 2019 and 2018, respectively. As at December 31, 2019 and 2018, outstanding interest payable related to these loans recorded as part of "Accrued expenses" under "Trade and other payables" account in the statement of financial position amounted to nil and P4,134,722, respectively (see Note 11).

There is no key management compensation since the key management roles are functionally domiciled under the Parent Company.

Amounts owed by and owed to related parties are to be settled in cash.

14. Equity

Capital Stock

The balances as at December 31, 2019 and 2018 are as follows:

	Number of Shares	Amount
Authorized P100 par value	7,500,000	P750,000,000
Issued and Outstanding		
Balance at beginning and end of year	7,500,000	P750,000,000

Ordinary shares carry one vote per share and a right to dividends.

Declaration of Dividends

On November 28, 2017, the Company's BOD approved the declaration of cash dividends of P13.33 per share or an aggregate amount of P100,000,000, payable to stockholders of record as of the same date. These were paid in 2019.

On December 18, 2018, the Company's BOD approved the declaration of cash dividends of P13.33 per share or an aggregate amount of P100,000,000, payable to stockholders of record as of the same date. These were paid in 2019.

On December 5, 2019, the Company's BOD approved the declaration of cash dividends of P6.66 per share or an aggregate amount of P50,000,000 payable to stockholders of record as of the same date. These dividends are outstanding as of December 31, 2019.

Retained Earnings

Under the Philippine Corporation Code (the Code), stock corporations are prohibited from retaining surplus profits in excess of 100% of their paid-up capital stock except when justified by any of the reasons mentioned in the code.

On December 13, 2018, the BOD approved the appropriation of P950,000,000 from the Company's unappropriated retained earnings to finance the acquisition of land, and construction and establishment of new warehouse and related facilities. The construction is expected to be completed in December 2020.

As at December 31, 2019, the Company has retained earnings in excess of its paid-up capital amounting to P952,740,656. These retained earnings, which resulted substantially from the net income for the current year, will be subjected to yearly cycle of capital structure review wherein management will determine the amount of cash dividends to be declared, subject to statutory approvals and clearances. It is the Company's practice to declare cash dividends on a yearly basis subject to the availability of cash.

15. Cost of Goods Sold

This account consists of:

	Note	2019	2018
Inventory at beginning of year	7	P2,541,957,090	P1,262,556,953
Net purchases		7,016,121,399	5,299,165,560
Total goods available for sale		9,558,078,489	6,561,722,513
Inventory at end of year	7	3,427,765,849	2,541,957,090
		P6,130,312,640	P4,019,765,423

16. Lease Agreements

Company as Lessee

- The Company entered into a lease agreement with an entity under common control for its office space with an area of 150.84 square meters. The lease is for a period of two (2) years until June 30, 2016. The lease was renewed for another 3 years until June 30, 2019. The parties have agreed to further renew the lease for a period of three (3) years from July 1, 2019 to June 30, 2022. The lease has an annual escalation rate of 5%.
- The Company entered into a lease agreement with an entity under common control for a warehouse with an area of 5,770.84 square meters. The lease is for a period of two (2) years commencing on January 1, 2016 until December 31, 2017. The lease was renewed for another three (3) years until December 31, 2020.
- The Company entered into a lease agreement with an entity under common control for a warehouse with an area of 2,025.38 square meters. The lease is for a period of five (5) years from May 1, 2019 to April 30, 2024. The lease has annual escalation rate of 3%.

The lease payments provides for, among others, security deposits amounting to P3,981,061 and P2,007,564 as at December 31, 2019 and 2018, respectively, which are shown under "Refundable Deposits" account in the statements of financial position (see Note 10).

On transition to PFRS 16, the Company recognized ROU assets in relation to lease agreements (a) and (b). As at January 1, 2018, the ROU assets and lease liabilities recognized amounted to P1,066,473 and P1,141,075, respectively.

The movement of the ROU assets and lease liabilities for the years ended December 31, 2019 and 2018 are as follows:

i. Right-of-Use Assets

	Note	2019	2018 (As restated - see Note 22)
Balance at beginning of year		P20,667,907	P1,066,473
Additions		19,225,021	30,468,624
Amortization charge for the year	13	(13,157,340)	(10,867,190)
Balance at end of year		P26,735,588	P20,667,907

ii. Lease Liabilities

	Note	2019	2018 (As restated - see Note 22)
Balance at beginning of year		P21,179,433	P1,141,075
Additions		19,225,021	30,468,624
Interest charge for the year	13	1,315,201	1,259,814
Payments made		(14,159,698)	(11,690,080)
Balance at end of year		P27,559,957	P21,179,433

Maturity analyses of the undiscounted lease liabilities as at December 31, 2019 and 2018 are as follows:

	Undiscounted Lease Payments	Interest	Present Value of Lease Liabilities
Not later than one year	P15,416,045	P984,753	P14,431,292
Later than one year but not later than five years	14,164,593	1,035,928	13,128,665
Balance at December 31, 2019	P29,580,638	P2,020,681	P27,559,957

	Undiscounted Lease Payments	Interest	Present Value of Lease Liabilities
Not later than one year	P11,308,034	P763,514	P10,544,520
Later than one year but not later than five years	10,906,888	271,975	10,634,913
Balance at December 31, 2018	P22,214,922	P1,035,489	P21,179,433

As at December 31, 2019 and 2018, the Company's lease liabilities are classified in the statements of financial positions as follows:

	2019	2018 (As restated - see Note 22)
Current	P14,431,292	P10,544,520
Noncurrent	13,128,665	10,634,913
	P27,559,957	P21,179,433

iii. Amounts recognized in profit or loss

	Note	2019	2018 (As restated - see Note 22)
Amortization expense		P13,157,340	P10,867,190
Interest on lease liabilities		1,315,201	1,259,814
	13	P14,472,541	P12,127,004

iv. Amounts recognized in the statement of cash flows

	2019	2018 (As restated - see Note 22)
Total cash outflow for leases	P14,159,698	P11,690,080

17. Retirement Benefits Liability

The Company has an unfunded, noncontributory, defined benefits retirement plan covering all of its regular, full-time employees. Under the plan, the employees are entitled to retirement benefits equivalent to an amount computed based on Republic Act No. 7641, *Retirement Pay Law*, equivalent to one-half month's salary for every year of service, with six months or more of service considered as one year.

Costs are determined in accordance with the actuarial studies made for the plan. Annual cost is determined using the projected unit credit method. The Company's latest actuarial valuation date is December 31, 2019.

The following table shows the reconciliation from the opening balances to the closing balances for retirement benefits liability and its components:

	2019	2018
Balance at beginning of year	P1,112,907	P1,550,561
Recognized in Profit or Loss		
Interest cost	83,691	83,420
Current service cost	219,313	199,914
	303,004	283,334
Recognized in Other Comprehensive Income		
Actuarial loss (gain) arising from:		
Change in financial assumptions	1,258,666	(315,195)
Change in demographic assumptions	(383,834)	(952,123)
Experience adjustments	49,849	666,330
	924,681	(600,988)
Benefits paid	-	(120,000)
Balance at end of year	P2,340,592	P1,112,907

The retirement benefits costs is recognized as part of "Salaries and other employee benefits" account under operating expenses in profit or loss.

As at December 31, 2019 and 2018, accumulated remeasurements on retirement benefits amounted to P364,826 loss and P559,855 gain, respectively, as presented in the statements of financial position.

The plan exposes the Company to actuarial risks such as interest rate risk, longevity risk and salary risk as follows:

Interest Risk

The present value of the defined benefits obligation is calculated using a discount rate determined by reference to market yields to government bonds. Generally, a decrease in the interest rate of a reference government bonds will increase the plan obligation.

Longevity and Salary Risks

The present value of the defined obligation is calculated by reference to the best estimate of the mortality of the plan participants both during and after their employment and to their future salaries. Consequently, increases in the life expectancy and salary of the plan participants will result in an increase in the plan obligation.

The principal actuarial assumptions (in percentages) used to determine retirement benefits are as follows:

	2019	2018
Discount rate	5.21%	7.53%
Future salary increases	8.00%	3.00%

Assumptions for mortality and disability rates are based on published statistics and mortality and disability tables.

The weighted average duration of defined benefits obligation is 11.8 and 11.3 years as at December 31, 2019 and 2018, respectively.

As at December 31, the reasonably possible changes to one of the relevant actuarial assumptions, while holding all other assumptions constant, would have affected the defined benefits liability by the amounts below:

	2019		2018	
	Defined Benefits Liability		Defined Benefits Liability	
	1 Percent Increase	1 Percent Decrease	1 Percent Increase	1 Percent Decrease
Discount rate	(P145,351)	P98,539	(P94,820)	P72,562
Salary increase rate	210,653	(163,841)	44,516	(22,258)

Although the analysis does not take into account the full distribution of cash flows expected under the plan, it does provide an approximation of the sensitivity of the assumption shown.

Funding Arrangements

The plan is unfunded and noncontributory. Benefit claims under the retirement benefits plan obligation are paid directly by the Company when they become due.

Asset-Liability Matching (ALM)

The Company does not perform any ALM study. The Company has no plan assets to match against liabilities under the retirement plan.

Maturity analyses based on a ten (10) year projection of the expected future benefit payments is as follows:

	December 31, 2019				
	Carrying Amount	Contractual Cash Flows	Within 1 Year	Within 1-5 Years	More than 5 Years
Retirement benefits liability	P2,340,592	P3,268,187	P -	P89,252	P3,178,935

_____ j _____ () ()

_____ g g

19. Financial Risk and Capital Management Objectives and Policies

Objectives and Policies

The Company's BOD has overall responsibility for the establishment and oversight of the Company's risk management framework. The BOD has delegated to management the responsibility of developing and monitoring the Company's risk management policies.

The Company's risk management policies are established to identify and analyze the risks faced by the Company, to set appropriate risk limits and controls, and to monitor risks and adherence to limits. Risk management policies and systems are reviewed regularly to reflect changes in market conditions and the Company's activities. The Company, through its training and management standards and procedures, aims to develop a disciplined and constructive control environment, in which all employees understand their roles and obligations.

The BOD oversees how management monitors compliance with the Company's risk management policies and procedures and reviews the adequacy of the risk management framework in relation to the risks faced by the Company.

The Company has exposure to the following risks from its use of financial instruments:

- Credit Risk
- Liquidity Risk
- Market Risk

This note presents information about the Company's exposure to each of the above risks, the Company's objectives, policies and processes for measuring and managing risks, and the Company's management of capital.

The Company's overall risk management program seeks to minimize potential adverse effects on the financial performance of the Company. There were no changes in the exposures to each of the above risks and to the Company's objectives, policies and processes for measuring and managing the risk from the previous period. The policies for managing specific risks are summarized below:

Credit Risk

Credit risk represents the risk of loss the Company would incur if credit customers and counterparties fail to perform their contractual obligations. The Company's credit risk arises from the Company's use of its financial assets. Credit risk management involves entering into financial transactions only with counterparties with acceptable credit rating.

The carrying amount of financial assets represents the maximum credit exposure to credit risk as at December 31 as follows:

	Note	2019	2018
Cash in banks	5	P167,406,035	P82,180,501
Trade and other receivables	6	1,444,904,280	848,714,407
Refundable deposits	10	4,127,879	2,145,883
		P1,616,438,194	P933,040,791

As at December 31, 2019 and 2018, the aging per class of financial assets is as follows:

	Neither Past Due nor Impaired	December 31, 2019				Total
		Past Due			Impaired	
		1 to 30 Days	31 to 120 Days	More than 120 Days		
Cash in banks	P167,406,035	P -	P -	P -	P -	P167,406,035
Trade and other receivables	1,147,239,146	254,138,824	43,526,310	-	-	1,444,904,280
Refundable deposits	4,127,879	-	-	-	-	4,127,879
	P1,318,773,060	P254,138,824	P43,526,310	P -	P -	P1,616,438,194

	Neither Past Due nor Impaired	December 31, 2018				Total
		Past Due			Impaired	
		1 to 30 Days	31 to 120 Days	More than 120 Days		
Cash in banks	P82,180,501	P -	P -	P -	P -	P82,180,501
Trade and other receivables	743,270,866	104,759,320	614,636	69,785	-	848,714,407
Refundable deposits	2,145,883	-	-	-	-	2,145,883
	P827,597,060	P104,759,320	P614,636	P69,785	P -	P933,040,791

As at December 31, 2019 and 2018, no allowance for impairment losses on trade and other receivables was recognized.

Based on the historical default rates, the Company believes that no impairment allowance is necessary in respect of trade and other receivables that are past due but not impaired because such accounts relate to customers that have good payment records with the Company. On the other hand, the Company believes that no impairment loss is necessary in respect of other financial assets since they are neither past due nor impaired.

The Company's policy is to enter into transactions with a diversity of credit worthy parties to mitigate any significant concentration of credit risk. There is no significant concentration of credit risk within the Company.

As at December 31, 2019 and 2018, the Company does not expect any counterparty, other than trade customers, to fail in meeting its obligations, thus, related risk is deemed to be insignificant.

Credit Quality

In monitoring and controlling credit extended to counterparty, the Company adopts a comprehensive credit rating system based on financial and non-financial assessments of its customers. Financial factors being considered comprised of the financial standing of the customer while the non-financial aspects include but are not limited to the assessment of the customer's nature of business, management profile, industry background, payment habit and both present and potential business dealings with the Company.

As at December 31, 2019 and 2018, the cash in banks, trade receivables and refundable deposits which are neither past due nor impaired are categorized under high grade quality.

The Company assessed the credit quality of the following financial assets that are neither past due nor impaired as follows:

- Cash in banks were assessed as high grade since these are deposited in reputable banks with a good credit standing, which have a low profitability of insolvency and can be withdrawn anytime. The credit quality of these financial assets is considered to be high grade.
- Trade and other receivables were assessed as high grade since these have a high probability of collection and there is no history of default.

- c. Refundable deposits were assessed as high grade since these security deposits are refundable at the end of the lease term which is expected from a reputable service provider.

Expected Credit Loss Assessment as at December 31, 2019

The Company allocates each exposure to a credit risk on data that are determined to be predictive of the risk of loss (including but not limited to external ratings, audited financial assets, management accounts and cash flow projections and available press information about customers) and applying expected credit judgment. Credit risk grades are defined using qualitative and quantitative factors that are indicative of the risk of default.

In measuring the expected credit losses, the trade and other receivables have been assessed on a collective basis as they pose shared credit risk characteristics. They have been grouped based on the days past due.

The following table provides information about the exposure to credit risk for trade and other receivables as at December 31, 2019 and 2018:

	2019		
	Gross Carrying Amount	Impairment Loss Allowance	Credit-impaired
Current (not past due)	P1,147,239,146	P -	No
1 - 30 days past due	254,138,824	-	No
31 - 120 days past due	43,526,310	-	No
Balance at December 31, 2019	P1,444,904,280	P -	

	2018		
	Gross Carrying Amount	Impairment Loss Allowance	Credit-impaired
Current (not past due)	P743,270,666	P -	No
1 - 30 days past due	104,759,320	-	No
31 - 120 days past due	614,636	-	No
More than 120 days	69,785	-	No
Balance at December 31, 2018	P848,714,407	P -	

The Company uses an allowance matrix to measure the ECLs of trade and other receivables from individual customers.

Loss rates are based on actual credit loss experience over two years considering circumstances at the reporting date. Any adjustment to the loss rates for forecasts of future economic conditions are not expected to be material. The Company applies the simplified approach in providing for expected credit losses prescribed by PFRS 9, which permits the use of the lifetime expected loss provision and applies a provision matrix.

The maturity of the Company's receivables is less than one year so the lifetime expected credit losses and the 12-month expected credit losses are similar.

The additional allowance for impairment in respect of trade and other receivables of the Company as a result of the expected credit loss assessment amounted to nil as at December 31, 2019 and 2018. The application of the expected loss rates to the trade and other receivables of the Company does not have a material impact on the financial statements, hence, no additional provision was recognized during 2019.

Exposures within each credit risk grade are assessed based on delinquency and actual credit loss experience. The Company considered both historical loss rate and forward-looking assumptions. The Company assessed that the impact of forward-looking assumption is immaterial.

Liquidity Risk

Liquidity risk is the risk that the Company will not be able to meet its financial obligations as they fall due. The Company manages liquidity risk by maintaining a balance between continuity of funding and flexibility in operations. Treasury controls and procedures are in place to ensure that sufficient cash is maintained to cover daily operational and working capital requirements, as well as capital expenditures and loan payments. Management closely monitors the Company's future and contingent obligations and sets up required cash reserves as necessary in accordance with internal requirements.

The following are contractual maturities of financial liabilities as at December 31:

	December 31, 2019			
	Carrying Amount	Contractual Cash Flows	1 Year or Less	More than 1 Year
Financial Liabilities				
Trade and other payables*	P1,122,419,029	P1,122,419,029	P1,122,419,029	P -
Notes payable**	120,000,000	120,300,000	120,300,000	-
Advances from a stockholder***	659,500,000	708,522,833	26,380,000	682,142,833
Dividends payable	50,000,000	50,000,000	50,000,000	-
Lease liabilities	27,559,957	29,580,638	15,416,045	14,164,593
Total	P1,979,478,986	P2,030,822,500	P1,334,515,074	P696,307,426

*Excluding statutory obligations amounting to P2,546,406.

**Including future interest payable with interest rates of 4.50%.

***Including of future interest payable with interest rates of 4.00%

	December 31, 2018			
	Carrying Amount	Contractual Cash Flows	1 Year or Less	More than 1 Year
Financial Liabilities				
Trade and other payables*	P574,250,565	P574,250,565	P574,250,565	P -
Notes payable**	353,000,000	355,958,250	355,958,250	-
Advances from a stockholder***	663,634,722	690,014,722	690,014,722	-
Dividends payable	200,000,000	200,000,000	200,000,000	-
Lease liabilities	21,179,433	22,214,922	11,308,034	10,906,888
Total	P1,812,064,720	P1,842,438,459	P1,831,531,571	P10,906,888

*Excluding statutory obligations and accrued interest payable amounting to P3,900,026 and P4,134,722 (see Notes 11 and 13).

**Including future interest payable with interest rates of 5.25%.

***Including accrued interest payable amounting to P4,134,722 and future interest payable with interest rates of 4.00% (see Note 13).

It is not expected that the cash flows included in the maturity analysis could occur significantly earlier, or at significantly different amounts.

Market Risk

Market risk is the risk that changes in market prices, such as foreign exchange rates, interest rates and other market prices will affect the Company's income or the value of its holdings of financial instruments. The objective of market risk management is to manage and control market risk exposures within acceptable parameters, while optimizing the return. The Company is subject to various risks, including foreign currency risk and interest rate risk.

Interest Rate Risk

Interest rate risks is the risk that future cash flows from a financial instrument (cash flow interest rate risk) or its fair value (fair value interest rate risk) will fluctuate because of changes in market interest rates.

The Company's exposure to the risk for changes in market interest rates relates mainly to the Company's notes payable, advances from a stockholder and advances from Parent Company. The Company manages this risk by transacting its loans either with short-term maturities or with fixed interest rates. Accordingly, management believes that the Company does not have significant interest rate risk.

Foreign Currency Exchange Risk

Foreign currency exchange risk is the risk that the fair value or future cash flows of a financial instrument will fluctuate because of changes in foreign exchange rates. The Company's exposure to foreign currency risk relates primarily to the Company's foreign currency-denominated monetary assets and monetary liabilities. The currencies in which these transactions are primarily denominated are in United States dollar (USD), Singaporean dollar (SGD) and Euro (EUR).

The following table shows the Company's foreign currency-denominated monetary assets and monetary liabilities and their Philippine peso (PHP) equivalents as at December 31:

	December 31, 2019			PHP Equivalent
	USD	SGD	EUR	
Foreign currency - denominated monetary asset:				
Cash	325,460	-	-	16,515,167
Foreign currency - denominated monetary liabilities				
Trade payables	20,538	57,036	16,835,426	953,390,742
Net foreign currency - denominated monetary asset (liabilities)	304,922	(57,036)	(16,835,426)	(936,875,575)

	December 31, 2018			PHP Equivalent
	USD	SGD	EUR	
Foreign currency - denominated monetary assets				
Cash	41,406	-	-	2,183,099
Trade receivables	1,658,325	-	-	87,433,551
	1,699,731	-	-	89,616,650
Foreign currency - denominated monetary liabilities				
Trade payable	165,970	21,100	7,868,164	484,099,184
Net foreign currency - denominated monetary asset (liabilities)	1,533,761	(21,100)	(7,868,164)	(394,482,534)

In translating the foreign currency-denominated monetary assets and monetary liabilities into Philippine peso amounts, the significant exchange rates applied are as follows:

	2019	2018
USD	50.74	52.72
SGD	37.49	38.47
EUR	56.35	60.31

The following table demonstrates sensitivity of cash flows due to changes in foreign exchange rates with all variables held constant.

	December 31, 2019	
	Percentage Decrease in Foreign Exchange Rates	Increase (Decrease) in Income before Income Tax
USD	(3.76%)	(P581,071)
SGD	(2.55%)	54,571
EUR	(6.57%)	62,317,633

	December 31, 2018	
	Percentage Increase in Foreign Exchange Rates	Increase (Decrease) in Income before Income Tax
USD	6%	P4,851,593
SGD	3%	(24,352)
EUR	2%	(9,490,579)

Changes in foreign exchange rates are based on the average of the banks' forecasted closing exchange rates during the first quarter of the following calendar year. A movement in the opposite direction would increase/decrease income before income tax by the same amount, on the basis that all other variables remains constant.

Capital Risk Management

The primary objective of the Company's capital management is to ensure that it maintains a strong credit rating and healthy capital ratios in order to support its businesses and maximize shareholder value.

The Company manages its capital structure and makes adjustments, in the light of changes in economic conditions. To maintain or adjust the capital structure, the Company may pay-off existing debts, return capital to stockholders or issue new shares.

The Company defines capital as paid-in capital stock and retained earnings.

There were no changes in the Company's approach to capital management during the year.

The Chief Financial Officer has the overall responsibility for monitoring of capital in proportion to risk. Profiles for capital ratios are set in the light of changes in the Company's external environment and the risks underlying the Company's business operations and industry.

☞ The Company is not subject to externally-imposed capital requirements.

20. Fair Values of Financial Instruments

Cash, Trade and Other Receivables, Trade and Other Payables and Dividends Payable

The carrying amounts of the Company's cash, trade and other receivables, trade and other payables (excluding statutory obligations) and dividends payable approximate their fair values due to the short-term maturities of these financial instruments.

Refundable Deposits

The carrying amount of refundable deposit approximates its fair values as the impact of discounting is not significant.

Notes Payable and Advances from a Stockholder

The estimated fair values of notes payable and advances from a stockholder are based on the present value of expected future cash flows using the applicable market rates for similar types of loans at reporting date. The difference between the carrying amount and fair value of notes payable and advances from a stockholder is considered immaterial by management.

Lease Liabilities

The fair value of lease liabilities was estimated as the present value of all future cash flows discounted using the incremental borrowing rate.

21. Reconciliation Between the Opening and Closing Balances for Liabilities Arising from Financing Activities

Reconciliation of movements of liabilities to cash flows arising from financing activities are as follows:

	December 31, 2019				
	Notes Payable	Accrued Interests	Advances from a Stockholder	Dividends Payable	Total
Balances at beginning of year	P353,000,000	P4,134,722	P659,500,000	P200,000,000	P1,216,634,722
Payments of:					
Notes payable	(353,000,000)	-	-	-	(353,000,000)
Interest	-	(37,543,416)	-	-	(37,543,416)
Dividends payable	-	-	-	(200,000,000)	(200,000,000)
Proceeds from availment of:					
Notes payable	120,000,000	-	-	-	120,000,000
Interest expense	-	33,408,694	-	-	33,408,694
Dividends declared	-	-	-	50,000,000	50,000,000
Balances at end of year	P120,000,000	P -	P659,500,000	P50,000,000	P829,500,000

	December 31, 2018				
	Notes Payable	Accrued Interests	Advances from a Stockholder and Parent Company	Dividends Payable	Total
Balances at beginning of year	P700,000,000	P940,732	P234,000,000	P100,000,000	P1,034,940,732
Payments to:					
Advances from Parent Company	-	-	(234,000,000)	-	(234,000,000)
Notes payable	(700,000,000)	-	-	-	(700,000,000)
Interest	-	(10,251,527)	-	-	(10,251,527)
Proceeds from availment of:					
Notes payable	353,000,000	-	-	-	353,000,000
Advances from a stockholder	-	-	859,500,000	-	859,500,000
Interest expense	-	13,445,517	-	-	13,445,517
Dividends declared	-	-	-	100,000,000	100,000,000
Balances at end of year	P353,000,000	P4,134,722	P659,500,000	P200,000,000	P1,216,634,722

22. Prior Period Restatements

The Company restated its statement of financial position as at December 31, 2018 and January 1, 2018 and its profit or loss for the year ended December 31, 2018 in accordance with PAS 8 as effect of adoption of PFRS 16 (see Note 16). These restatements have material impact on the statement of financial position and profit or loss as at the beginning of the earliest period presented. The following tables summarizes the impacts on the Company's financial statements.

December 31, 2018	As Previously Reported	Adjustments	As Restated
Statement of Financial Position			
ROU assets - net	P -	P20,667,907	P20,667,907
Trade and other payables	582,320,705	(35,392)	582,285,313
Lease liabilities - current	-	10,544,520	10,544,520
Lease liabilities - net of current portion	-	10,634,913	10,634,913
Retained earnings - unappropriated	643,529,993	(476,134)	643,053,859
Statement of Comprehensive Income			
Depreciation and amortization	P2,730,823	P10,867,190	P13,598,013
Rent	11,690,079	(11,690,079)	-
Interest expense	13,445,517	1,259,814	14,705,331
Net income	709,250,568	(436,925)	708,813,643
Statement of Cash Flows			
Net cash used in operating activities	(P242,753,161)	P11,798,510	(P230,954,651)
Net cash used in investing activities	(6,804,362)	(108,430)	(6,912,792)
Net cash from financing activities	68,248,473	(11,690,080)	56,558,393
January 1, 2018			
Statement of Financial Position			
ROU assets - net	P -	P1,066,473	P1,066,473
Trade and other payables	183,718,013	(35,393)	183,682,620
Lease liabilities - current	-	745,356	745,356
Lease liabilities - net of current portion	-	395,719	395,719
Retained earnings	984,279,425	(39,209)	984,240,216

23. Subsequent Events

On March 8, 2020, under Proclamation 922, the President of the Philippines (the "President") has declared a state of public health emergency due to the spread of the Corona Virus Disease 2019 (COVID-19) in the country. Subsequently on March 16, 2020, under Proclamation 929, the previously declared state of public health emergency was upgraded into a state of calamity. To manage the spread of the COVID-19, the entire Luzon has been placed under an Enhanced Community Quarantine (ECQ), effective from March 17, 2020 until April 12, 2020, which was further extended to May 15, 2020. During the ECQ, a strict home quarantine is implemented in all households, all public transportation are suspended, provision for food and essential health services is regulated and the presence of uniformed military personnel to enforce quarantine procedures is heightened. Liquor bans have also been implemented in several areas under ECQ wherein drinking alcoholic beverages in public areas is prohibited and retail stores are only allowed to sell the same during a limited time in the day. On May 16, 2020 onwards, the Philippine government placed different areas of the country either Modified Enhanced Community Quarantine (MECQ) or General Community Quarantine (GCQ), depending on the assessed risk. Several local government units lifted the liquor bans under MECQ and GCQ, subject to certain restrictions. Since the Company's primary operation is the importation and distribution of wines and spirits, the Company was only able to operate limitedly amidst the quarantine period. Moreover, the Company continues to have a skeletal workforce to oversee and make sure facilities, vital equipment, sanitation and security are adequately and properly maintained.

The Company has assessed that the ECQ being implemented by the government will have a potential unfavorable impact on the Company's revenues including the collection of its receivables, among others. However, the quantitative impact of this event on the Company's financial performance for the succeeding quarters is not yet determinable at this date. Nonetheless, the expected decline in operations does not pose a material uncertainty on the Company's ability to continue as a going concern.

24. Supplementary Information Required by the Bureau of Internal Revenue (BIR) Based on Revenue Regulations No.15-2010

In addition to the disclosures mandated under PFRS, and such other standards and/or conventions as may be adopted, companies are required by the BIR to provide in the notes to financial statements, certain supplementary information for the taxable year. The amounts relating to such supplementary information may not necessarily be the same with those amounts disclosed in the financial statements, which were prepared in accordance with PFRS. The following is the supplementary information required for the taxable year ended December 31, 2019:

a. VAT

Output VAT	P972,183,691
Account title used:	
Basis of the Output VAT:	
Vatable sales	P8,069,341,355
Sale to government	32,189,403
Zero rated sales	50,565,310
Exempt sales	3,429,043
Total sales	P8,155,525,111
Input VAT	
Beginning of the year	P91,102,251
Current year transactions:	
a. Domestic purchases of goods other than capital goods	97,565,440
b. Importations other than capital goods	738,110,519
c. Others	54,742,122
Deductions from input tax	(1,367,889)
Other adjustments	1,751,063
Total allowable input VAT	P981,903,506
Total Vat payable (refundable) during the year	(P9,719,815)
Less: VAT payments during the year	(19,023,013)
Balance at the end of the year	P28,742,828

b. Customs Duties and Tariff Fees:

Landed cost of imports	P6,150,920,995
Customs duties paid or accrued	404,911,839
	P6,555,832,834

c. Excise Taxes

Imported excisable items:	
a. Spirits	P1,795,245,538
b. Wines	30,014,518
	P1,825,260,056

d. Documentary Stamp Tax

<i>Documentary stamp tax paid during the year recognized under "Taxes and licenses" account under Operating Expenses</i>	
On loan instruments	P5,466,524
On others	1,095,106
	P6,561,630

e. Withholding Taxes

Expanded withholding taxes	P18,141,365
Tax on compensation and benefits	1,334,245
	P19,475,610

f. All Other Taxes (Local and National)

<i>Other taxes paid during the year recognized under "Taxes and licenses" account under Operating Expenses</i>	
License and permit fees	P20,249,272
Others	79,762
	P20,329,034

g. Tax Cases and Assessment

On May 17, 2018, March 28, 2019 and June 19, 2019, the Company received Letters of Authority from the BIR to examine the Company's books of accounts and other accounting records for the periods January 1, 2016 to December 31, 2016; January 1, 2018 to December 31, 2018 and January 1, 2017 to December 31, 2017, respectively.

On September 16, 2019, the Company received Notice of Discrepancy for excise tax deficiency and its' related VAT for taxable years 2018 and 2017.

In August to October 2019, the Company paid the total deficiency taxes, including penalties and interest, in relation to these assessments amounting to P17,732,340.

As at December 31, 2019, the Company has no pending nor outstanding tax cases.

Information on tariff fees, paid or accrued, are not applicable since the Company did not enter into transaction which will result to payment or accrual of such taxes.



R.G. Manabat & Co.
The KPMG Center, 9/F
6787 Ayala Avenue, Makati City
Philippines 1226
Telephone +63 (2) 8885 7000
Fax +63 (2) 8894 1985
Website home.kpmg/ph
Email ph-inquiry@kpmg.com

**REPORT OF INDEPENDENT AUDITORS
TO ACCOMPANY SUPPLEMENTARY INFORMATION FOR FILING
WITH THE SECURITIES AND EXCHANGE COMMISSION**

The Board of Directors and Stockholders
Montosco, Inc.
1501 Federal Tower, Dasmariñas Street
Binondo, Manila

We have audited, in accordance with Philippine Standards on Auditing, the financial statements of Montosco, Inc. (the "Company"), a wholly-owned subsidiary of Cosco Capital, Inc., as at and for the years ended December 31, 2019 and 2018, on which we have rendered our report dated June 25, 2020.

Our audits were made for the purpose of forming an opinion on the basic financial statements of the Company taken as a whole. The supplementary information included in the following accompanying Schedule of Reconciliation of Retained Earnings Available for Dividend Declaration is the responsibility of the Company's management.

This supplementary information is presented for purposes of complying with the Revised Securities Regulation Code Rule 68 and is not a required part of the basic financial statements. Such information has been subjected to the auditing procedures applied in the audits of the basic financial statements and, in our opinion, is fairly stated, in all material respects, in relation to the basic financial statements taken as a whole.

R.G. MANABAT & CO.

Gregorio I. Sambrano, Jr.
GREGORIO I. SAMBRANO, JR.

Partner

CPA License No. 088825

SEC Accreditation No. 1548-AR-1, Group A, valid until December 17, 2021

Tax Identification No. 152-885-329

BIR Accreditation No. 08-001987-36-2018

Issued September 20, 2018; valid until September 19, 2021

PTR No. MKT 8116783

Issued January 2, 2020 at Makati City

June 25, 2020
Makati City, Metro Manila

1
2
3
4

COVER SHEET

For
AUDITED FINANCIAL STATEMENTS

SEC Registration Number

C	S	2	0	0	8	1	2	5	2	8
---	---	---	---	---	---	---	---	---	---	---

COMPANY NAME

[illegible]

PRINCIPAL OFFICE (No. / Street / Barangay / City / Town / Province)

[illegible]

Form Type

A A F S

Department requiring the report

Secondary License Type, If Applicable

COMPANY INFORMATION

Company's email Address

www.coscocalpital.com

Company's Telephone Number/s

(02) 242-0635

Mobile Number

No. of Stockholders

7

Annual Meeting (Month / Day)

June 30

Fiscal Year (Month / Day)

December 31

CONTACT PERSON INFORMATION

The designated contact person **MUST** be an Officer of the Corporation

Name of Contact Person

Camille Clarisse P. Co

Email Address

Telephone Number/s

(02) 242-0635

Mobile Number**CONTACT PERSON'S ADDRESS**

1501 Federal Tower, Dasmariñas Street, Binondo, Manila

Note 1: In case of death, resignation or cessation of office of the officer designated as contact person, such incident shall be reported to the Commission within thirty (30) calendar days from the occurrence thereof with information and complete contact details of the new contact person designated.

2. All Boxes must be properly and completely filled-up. Failure to do so shall cause the delay in updating the corporation's records with the Commission and/or non-receipt of Notice of Deficiencies. Further, non-receipt of Notice of Deficiencies shall not excuse the corporation from liability for its deficiencies.



MONTOSCO INC.

STATEMENT OF MANAGEMENT'S RESPONSIBILITY
FOR FINANCIAL STATEMENTS

The management of **MONTOSCO, INC.** (the "Company") is responsible for the preparation and fair presentation of the financial statements for the years ended December 31, 2018 and 2017, in accordance with the prescribed financial reporting framework indicated therein, and for such internal control as management determines is necessary to enable the preparation of financial statements that are free from material misstatement, whether due to fraud or error.

In preparing the financial statements, management is responsible for assessing the Company's ability to continue as a going concern, disclosing, as applicable matters related to going concern and using the going concern basis of accounting unless management either intends to liquidate the Company or to cease operations, or has no realistic alternative but to do so.

The Board of Directors is responsible for overseeing the Company's financial reporting process.

The Board of Directors reviews and approves the financial statements and submits the same to the stockholders.

R.G. Manabat & Co., the independent auditor appointed by the stockholders, has audited the financial statements of the Company in accordance with Philippine Standards on Auditing, and in its report to the stockholders, has expressed its opinion on the fairness of presentation upon completion of such audit.



JANNELLE O. UY

President & Chairman of the Board



MARIA CRISANTA A. RELOS

Treasurer

Signed this 11th day of April 2019



R.G. Manabat & Co.
The KPMG Center, 9/F
6787 Ayala Avenue, Makati City
Philippines 1226
Telephone +63 (2) 885 7000
Fax +63 (2) 894 1985
Internet www.kpmg.com.ph
Email ph-inquiry@kpmg.com.ph

REPORT OF INDEPENDENT AUDITORS

The Board of Directors and Stockholders
Montosco, Inc.
1501 Federal Tower, Dasmariñas Street
Binondo, Manila

Report on the Audit of the Financial Statements

Opinion

We have audited the financial statements of Montosco, Inc. (the "Company"), a wholly-owned subsidiary of Cosco Capital, Inc., which comprise the statements of financial position as at December 31, 2018 and 2017, and the statements of comprehensive income, statements of changes in equity and statements of cash flows for the years then ended, and notes, comprising significant accounting policies and other explanatory information.

In our opinion, the accompanying financial statements present fairly, in all material respects, the financial position of the Company as at December 31, 2018 and 2017, and its financial performance and its cash flows for the years then ended in accordance with Philippine Financial Reporting Standards (PFRS).

Basis for Opinion

We conducted our audits in accordance with Philippine Standards on Auditing (PSA). Our responsibilities under those standards are further described in the *Auditors' Responsibilities for the Audit of the Financial Statements* section of our report. We are independent of the Company in accordance with the Code of Ethics for Professional Accountants in the Philippines (Code of Ethics) together with the ethical requirements that are relevant to our audits of the financial statements in the Philippines, and we have fulfilled our other ethical responsibilities in accordance with these requirements and the Code of Ethics. We believe that the audit evidence we have obtained is sufficient and appropriate to provide a basis for our opinion.

Responsibilities of Management and the Board of Directors for the Financial Statements

Management is responsible for the preparation and fair presentation of the financial statements in accordance with PFRS, and for such internal control as management determines is necessary to enable the preparation of financial statements that are free from material misstatement, whether due to fraud or error.

In preparing the financial statements, management is responsible for assessing the Company's ability to continue as a going concern, disclosing, as applicable, matters related to going concern and using the going concern basis of accounting unless management either intends to liquidate the Company or to cease its operations, or has no realistic alternative but to do so.

The Board of Directors is responsible for overseeing the Company's financial reporting process.

Auditors' Responsibilities for the Audit of the Financial Statements

Our objectives are to obtain reasonable assurance about whether the financial statements as a whole are free from material misstatement, whether due to fraud or error, and to issue an auditors' report that includes our opinion. Reasonable assurance is a high level of assurance, but is not a guarantee that an audit conducted in accordance with PSA will always detect a material misstatement when it exists. Misstatements can arise from fraud or error and are considered material if, individually or in the aggregate, they could reasonably be expected to influence the economic decisions of users taken on the basis of these financial statements.

As part of an audit in accordance with PSA, we exercise professional judgment and maintain professional skepticism throughout the audits. We also:

- Identify and assess the risks of material misstatement of the financial statements, whether due to fraud or error, design and perform audit procedures responsive to those risks, and obtain audit evidence that is sufficient and appropriate to provide a basis for our opinion. The risk of not detecting a material misstatement resulting from fraud is higher than for one resulting from error, as fraud may involve collusion, forgery, intentional omissions, misrepresentations, or the override of internal control.
- Obtain an understanding of internal control relevant to the audits in order to design audit procedures that are appropriate in the circumstances, but not for the purpose of expressing an opinion on the effectiveness of the Company's internal control.
- Evaluate the appropriateness of accounting policies used and the reasonableness of accounting estimates and related disclosures made by management.
- Conclude on the appropriateness of management's use of the going concern basis of accounting and, based on the audit evidence obtained, whether a material uncertainty exists related to events or conditions that may cast significant doubt on the Company's ability to continue as a going concern. If we conclude that a material uncertainty exists, we are required to draw attention in our auditors' report to the related disclosures in the financial statements or, if such disclosures are inadequate, to modify our opinion. Our conclusions are based on the audit evidence obtained up to the date of our auditors' report. However, future events or conditions may cause the Company to cease to continue as a going concern.

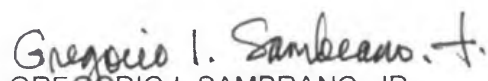
- Evaluate the overall presentation, structure and content of the financial statements, including the disclosures, and whether the financial statements represent the underlying transactions and events in a manner that achieves fair presentation.

We communicate with the Board of Directors and management regarding, among other matters, the planned scope and timing of the audits and significant audit findings, including any significant deficiencies in internal control that we identify during our audits.

**Report on the Supplementary Information Required Under Revenue Regulations
No. 15-2010 of the Bureau of Internal Revenue**

Our audits were conducted for the purpose of forming an opinion on the basic financial statements taken as a whole. The supplementary information in Note 22 to financial statements is presented for purposes of filing with the Bureau of Internal Revenue and is not a required part of the basic financial statements. Such supplementary information is the responsibility of management. The supplementary information has been subjected to the auditing procedures applied in our audits of the basic financial statements. In our opinion, the supplementary information is fairly stated, in all material respects, in relation to the basic financial statements taken as a whole.

R.G. MANABAT & CO.


GREGORIO I. SAMBRANO, JR.
Partner

CPA License No. 088825

SEC Accreditation No. 1548-AR-1, Group A, valid until December 17, 2021

Tax Identification No. 152-885-329

BIR Accreditation No. 08-001987-36-2018

Issued September 20, 2018; valid until September 19, 2021

PTR No. MKT 7333635

Issued January 3, 2019 at Makati City

April 29, 2019

Makati City, Metro Manila



R.G. Manabat & Co.
The KPMG Center, 9/F
6787 Ayala Avenue, Makati City
Philippines 1226
Telephone +63 (2) 885 7000
Fax +63 (2) 894 1985
Internet www.kpmg.com.ph
Email ph-inquiry@kpmg.com.ph

**REPORT OF INDEPENDENT AUDITORS
TO ACCOMPANY FINANCIAL STATEMENTS FOR FILING
WITH THE SECURITIES AND EXCHANGE COMMISSION**

The Board of Directors and Stockholders
Montosco, Inc.
1501 Federal Tower, Dasmarinas Street
Binondo, Manila

We have audited the accompanying financial statements of Montosco, Inc. (the "Company"), a wholly-owned subsidiary of Cosco Capital, Inc., as at and for the year ended December 31, 2018, on which we have rendered our report dated April 29, 2019.

In compliance with Securities Regulation Code Rule 68, As Amended, we are stating that the said Company has only one (1) stockholder owning one hundred (100) or more shares.

R.G. MANABAT & CO.


GREGORIO I. SAMBRANO, JR.

Partner

CPA License No. 088825

SEC Accreditation No. 1548-AR-1, Group A, valid until December 17, 2021

Tax Identification No. 152-885-329

BIR Accreditation No. 08-001987-36-2018

Issued September 20, 2018; valid until September 19, 2021

PTR No. MKT 7333635

Issued January 3, 2019 at Makati City

April 29, 2019
Makati City, Metro Manila



R.G. Manabat & Co.
The KPMG Center, 9/F
6787 Ayala Avenue, Makati City
Philippines 1226
Telephone +63 (2) 885 7000
Fax +63 (2) 894 1985
Internet www.kpmg.com.ph
Email ph-inquiry@kpmg.com.ph

**REPORT OF INDEPENDENT AUDITORS
TO ACCOMPANY SUPPLEMENTARY INFORMATION FOR FILING
WITH THE SECURITIES AND EXCHANGE COMMISSION**

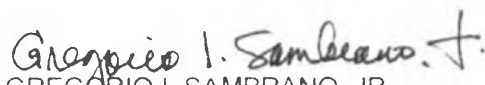
The Board of Directors and Stockholders
Montosco, Inc.
1501 Federal Tower, Dasmaríñas Street
Binondo, Manila

We have audited, in accordance with Philippine Standards on Auditing, the financial statements of Montosco, Inc. (the "Company"), a wholly-owned subsidiary of Cosco Capital, Inc., as at and for the year ended December 31, 2018, on which we have rendered our report dated April 29, 2019.

Our audit was made for the purpose of forming an opinion on the basic financial statements of the Company taken as a whole. The supplementary information in the accompanying Schedule of Philippine Financial Reporting Standards and Interpretations is the responsibility of the Company's management.

This supplementary information is presented for purposes of complying with the Securities Regulation Code Rule 68, As Amended, and is not a required part of the basic financial statements. Such supplementary information has been subjected to the auditing procedures applied in the audit of the basic financial statements and, in our opinion, are fairly stated, in all material respects, in relation to the basic financial statements taken as a whole.

R.G. MANABAT & CO.


GREGORIO I. SAMBRANO, JR.
Partner

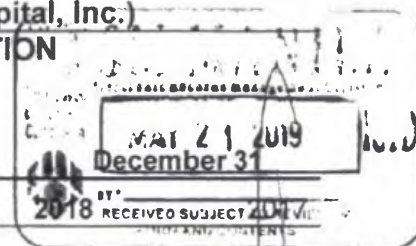
CPA License No. 088825
SEC Accreditation No. 1548-AR-1, Group A, valid until December 17, 2021
Tax Identification No. 152-885-329
BIR Accreditation No. 08-001987-36-2018
Issued September 20, 2018; valid until September 19, 2021
PTR No. MKT 7333635
Issued January 3, 2019 at Makati City

April 29, 2019
Makati City, Metro Manila

MONTOSCO, INC.
(A Wholly-owned Subsidiary of Cosco Capital, Inc.)


FINANCIAL STATEMENTS
December 31, 2018 and 2017

MONTOSCO, INC.
(A Wholly-owned Subsidiary of Cosco Capital, Inc.)
STATEMENTS OF FINANCIAL POSITION



	Note		
ASSETS			
Current Assets			
Cash	5, 19	P82,601,501	P263,925,726
Trade and other receivables	6, 19	848,714,407	1,053,351,711
Inventories	7, 15	2,541,957,090	1,262,556,953
Prepaid expenses and other current assets	8	740,298,607	427,302,948
Total Current Assets		4,213,571,605	3,007,137,338
Noncurrent Assets			
Property and equipment - net	9	9,170,411	5,096,872
Refundable deposits	10, 19	2,145,883	2,037,453
Total Noncurrent Assets		11,316,294	7,134,325
		P4,224,887,899	P3,014,271,663
LIABILITIES AND EQUITY			
Current Liabilities			
Trade and other payables	11, 19	P582,320,705	P183,718,013
Advances from a stockholder	13, 19	659,500,000	-
Notes payable	12, 19	353,000,000	700,000,000
Dividends payable	13, 14, 19	200,000,000	100,000,000
Income tax payable		84,864,439	60,764,797
Advances from Parent Company	13, 19	-	234,000,000
Total Current Liabilities		1,879,685,144	1,278,482,810
Noncurrent Liability			
Retirement benefits liability	17	1,112,907	1,550,561
Total Liabilities		1,880,798,051	1,280,033,371
Equity			
Capital stock	14	750,000,000	750,000,000
Retained earnings			
Unappropriated	14	643,529,993	984,279,425
Appropriated	14	950,000,000	-
Accumulated remeasurements on retirement benefits		559,855	(41,133)
Total Equity		2,344,089,848	1,734,238,292
		P4,224,887,899	P3,014,271,663


See Notes to Financial Statements.



MONTOSCO, INC.
(A Wholly-owned Subsidiary of Cosco Capital, Inc.)
STATEMENTS OF COMPREHENSIVE INCOME

		Years Ended December 31	
	Note	2018	2017
NET SALES	13	P5,291,847,624	P3,647,917,229
COST OF GOODS SOLD	15	4,019,765,423	2,767,822,893
GROSS PROFIT		1,272,082,201	880,094,336
OPERATING EXPENSES			
Advertisement		190,123,388	111,354,403
Distribution costs		76,069,173	62,499,779
Outside services		44,034,167	28,179,248
Salaries and other employee benefits		21,587,006	18,213,055
Rent	16	11,690,079	15,354,658
Taxes and licenses		10,699,402	17,140,918
Utilities and communication		7,059,934	3,239,763
Insurance		6,163,715	7,034,651
Transportation and travel		6,110,201	5,213,951
Depreciation and amortization	9	2,730,823	2,793,476
Representation and entertainment		1,514,791	1,397,385
Miscellaneous		14,575,670	8,691,768
		392,358,349	281,113,055
INCOME FROM OPERATIONS		879,723,852	598,981,281
OTHER INCOME - Net			
Commission income		53,674,117	68,593,291
Foreign exchange gain (loss) - net		32,586,368	(19,031,679)
Interest expense	12, 13	(13,445,517)	(7,749,094)
Interest income	5	2,397,647	781,573
		75,212,615	42,594,091
INCOME BEFORE INCOME TAX		954,936,467	641,575,372
PROVISION FOR INCOME TAX	18	245,685,899	170,808,156
NET INCOME		709,250,568	470,767,216
OTHER COMPREHENSIVE INCOME (LOSS)			
Item that will not be reclassified to profit or loss in subsequent periods			
Remeasurement gain on retirement benefits	17	600,988	-
Income tax effect		-	(12,340)
		600,988	(12,340)
TOTAL COMPREHENSIVE INCOME		P709,851,556	P470,754,876


See Notes to Financial Statements.



MONTOSCO, INC.
(A Wholly-owned Subsidiary of Cosco Capital, Inc.)
STATEMENTS OF CHANGES IN EQUITY

	Years Ended December 31					
	Capital Stock	Stock Dividends	Retained Earnings		Accumulated Remeasurements on	
	(Note 14)	Distributable (Note 14)	Unappropriated (Note 14)	Appropriated (Note 14)	Retirement Benefits	Total
Balances as at December 31, 2016	P210,000,000	P540,000,000	P613,512,209	P -	(P28,793)	P1,363,483,416
Net income for the year	-	-	470,767,216	-	-	470,767,216
Other comprehensive loss for the year	-	-	-	-	(12,340)	(12,340)
Stock dividends issuances	540,000,000	(540,000,000)	-	-	-	-
Cash dividends declared during the year	-	-	(100,000,000)	-	-	(100,000,000)
Balances as at December 31, 2017	750,000,000	-	984,279,425	-	(41,133)	1,734,238,292
Net income for the year	-	-	709,250,568	-	-	709,250,568
Other comprehensive income for the year	-	-	-	-	600,988	600,988
Cash dividends declared during the year	-	-	(100,000,000)	-	-	(100,000,000)
Appropriations during the year	-	-	(950,000,000)	950,000,000	-	-
Balances as at December 31, 2018	P750,000,000	P -	P643,529,993	P950,000,000	P559,855	P2,344,089,848


See Notes to Financial Statements.



MONTOSCO, INC.
(A Wholly-owned Subsidiary of Cosco Capital, Inc.)
STATEMENTS OF CASH FLOWS

		Years Ended December 31	
	Note	2018	2017
CASH FLOWS FROM OPERATING ACTIVITIES			
Income before income tax		P954,936,467	P641,575,372
Adjustments for:			
Interest expense	12, 13, 21	13,445,517	7,749,094
Unrealized foreign exchange loss - net		6,578,977	3,047,788
Depreciation and amortization	9	2,730,823	2,793,476
Interest income	5	(2,397,647)	(781,573)
Retirement benefits costs	17	283,334	345,565
Operating income before working capital changes		975,577,471	654,729,722
Decrease (increase) in:			
Trade and other receivables		203,575,979	(202,602,216)
Inventories		(1,279,400,137)	212,561,049
Prepaid expenses and other current assets		(312,995,659)	(337,927,097)
Refundable deposits		(108,430)	1,197,276
Increase (decrease) in trade and other payables		389,906,225	(425,456,548)
Cash used in operations		(23,444,551)	(97,497,814)
Income taxes paid		(221,586,257)	(206,574,950)
Interest received	5	2,397,647	781,573
Retirement benefits paid	17	(120,000)	-
Net cash used in operating activities		(242,753,161)	(303,291,191)
CASH FLOWS FROM AN INVESTING ACTIVITY			
Additions to property and equipment	9	(6,804,362)	(2,402,268)
CASH FLOWS FROM FINANCING ACTIVITIES			
Payments of:	21		
Advances from Parent Company	13	(234,000,000)	(290,000,000)
Notes payable		(700,000,000)	(175,000,000)
Interest		(10,251,527)	(6,808,362)
Proceeds from availment of:			
Advances from a stockholder	13	659,500,000	-
Notes payable		353,000,000	700,000,000
Net cash from financing activities		68,248,473	228,191,638
EFFECT OF EXCHANGE RATE CHANGES ON CASH			
		(15,175)	8,007
NET DECREASE IN CASH		(181,324,225)	(77,493,814)
CASH AT BEGINNING OF YEAR		263,925,726	341,419,540
CASH AT END OF YEAR	5	P82,601,501	P263,925,726

See Notes to Financial Statements.



MONTOSCO, INC.
(A Wholly-owned Subsidiary of Cosco Capital, Inc.)

NOTES TO FINANCIAL STATEMENTS

1. Reporting Entity

Montosco, Inc. (the "Company") was incorporated and registered with the Philippine Securities and Exchange Commission (SEC) on August 13, 2008. The principal activity of the Company is to engage in the business of trading consumer goods on wholesale basis.

The Company is a wholly-owned subsidiary of Cosco Capital, Inc. (the "Parent Company"), a company incorporated in the Philippines. Cosco's shares of stock are listed for trading at the Philippine Stock Exchange (PSE).

The Company's registered office address is at the 1501 Federal Tower, Dasmariñas Street, Binondo, Manila.

2. Basis of Preparation

Statement of Compliance

The financial statements have been prepared in accordance with Philippine Financial Reporting Standards (PFRS). PFRS are based on International Financial Reporting Standards (IFRS) issued by the International Accounting Standards Board (IASB). PFRS which are issued by the Philippine Financial Reporting Standards Council (FRSC), consist of PFRS, Philippine Accounting Standards (PAS), and Philippine Interpretations based on the International Financial Reporting Interpretations Committee (IFRIC) interpretations.

Basis of Measurement

The financial statements have been prepared on the historical cost basis of accounting except for the retirement benefits liability which is measured at the present value of the defined benefits obligation.

Functional and Presentation Currency

The financial statements are measured using the currency of the primary economic environment in which the Company operates. The financial statements are presented in Philippine peso, which is also the Company's functional currency. All amounts are rounded to the nearest peso, except when otherwise indicated.

Authorization for Issuance of the Financial Statements

The accompanying financial statements of the Company as at and for the years ended December 31, 2018 and 2017 were approved and authorized for issue by the Board of Directors (BOD) on April 11, 2019.

3. Summary of Significant Accounting Policies

The accounting policies set out below have been applied consistently to all years presented in these financial statements, except for the changes in accounting policies as explained below.

Adoption of New or Revised Standards and Interpretations

The Company has adopted the following new or revised standards and interpretations starting January 1, 2018 and accordingly, changed its accounting policies. Except as otherwise indicated, the adoption of these standards did not have any significant impact on the Company's financial statements. These standards are as follows:

- PFRS 9, *Financial Instruments (2014)* replaces PAS 39, *Financial Instruments: Recognition and Measurement* and supersedes the previously published versions of PFRS 9 that introduced new classifications and measurements requirements (in 2009 and 2010) and a new hedge accounting model (in 2013).

PFRS 9 includes revised guidance on the classification and measurement of financial assets that reflects the business model in which assets are managed and their cash flow characteristics, including a new forward-looking expected credit loss model for calculating impairment, and guidance on own credit risk on financial liabilities measured at fair value. PFRS 9 incorporates new hedge accounting requirements that represent a major overhaul of hedge accounting and introduces significant improvements by aligning the accounting more closely with risk management.

Classification and Measurement of Financial Assets and Financial Liabilities

PFRS 9 contains three principal classification categories for financial assets: (1) measured at amortized cost; (2) measured at fair value through other comprehensive income (FVOCI); and (3) measured at fair value through profit or loss (FVTPL). The classification of financial assets under PFRS 9 is generally based on the business model in which the financial asset is managed and its contractual cash flow characteristics. PFRS 9 eliminates the previous PAS 39 categories of held to maturity (HTM) investments, loans and receivables and available for sale (AFS) financial assets.

The following table shows the original measurement categories under PAS 39 and the new measurement categories under PFRS 9 for each class of the Company's financial assets as at January 1, 2018.

Financial Assets	Original Classification under PAS 39	New Classification under PFRS 9	Original Carrying Amount under PAS 39	New Carrying Amount under PFRS 9
Cash in banks	Loans and receivables	Financial Assets at Amortized cost	P263,509,726	P263,509,726
Trade and other receivables	Loans and receivables	Financial Assets at Amortized cost	1,053,351,711	1,053,351,711
Refundable deposits	Loans and receivables	Financial Assets at Amortized cost	2,037,453	2,037,453
Total Financial Assets			P1,318,898,890	P1,318,898,890

Financial assets that were previously classified as loans and receivables were all classified at amortized cost as the Company intends to hold these assets to maturity to collect contractual cash flows which consist solely of payments of principal and interest on the principal amount outstanding.

PFRS 9 largely retains the existing requirements in PAS 39 for the classification and measurement of financial liabilities. The adoption of PFRS 9 has not had a significant effect on the Company's accounting policies related to financial liabilities.

There were no financial assets or financial liabilities which the Company has previously designated as at FVTPL under PAS 39 that were subject to reclassification or which the Company has elected to reclassify upon the application of PFRS 9. There were no financial assets or financial liabilities which the Company has elected to designate as at FVTPL at the date of initial application of PFRS 9.

Impairment of Financial Assets

PFRS 9 replaces the "incurred loss" model in PAS 39 with an "expected credit loss" (ECL) model in relation to the impairment of financial assets. The new impairment model applies to financial assets measured at amortized cost. Under PFRS 9, credit losses are recognized earlier than under PAS 39. For assets in the scope of PFRS 9 impairment model, impairment losses are generally expected to increase and become more volatile. The Company has assessed that the impact of providing ECL is immaterial. Thus, the Company has determined that the application of PFRS 9's impairment requirements as at January 1, 2018 did not result in an additional allowance for impairment.

General Hedging Accounting

The adoption of PFRS 9 with respect to hedging accounting has not had an impact on the Company's accounting policies since the Company has no hedging transactions.

The Company has used an exemption not to restate comparative information. The classification and measurement requirements previously applied in accordance with PAS 39 and disclosure requirements in PFRS 7 are retained for the comparative period. Accordingly, the information presented for the comparative period does not reflect the requirements of PFRS 9 and the consequential amendments to PFRS 7.

- PFRS 15, *Revenue from Contracts with Customers*, replaces PAS 11, *Construction Contracts*, PAS 18, *Revenue*, IFRIC-13, *Customer Loyalty Programmes*, IFRIC-18 *Transfer of Assets from Customers*, and SIC-31, *Revenue - Barter Transactions Involving Advertising Services*. The new standard introduces a new revenue recognition model for contracts with customers which specifies that revenue should be recognized when (or as) a company transfers control of goods or services to a customer at the amount to which the company expects to be entitled.

PFRS 15 requires a contract with a customer to be legally enforceable and to meet certain criteria to be within the scope of the standard and for the general model to apply. It introduces detailed guidance on identifying performance obligations which requires entities to determine whether promised goods or services are distinct. It also introduces detailed guidance on determining transaction price, including guidance on variable consideration and consideration payable to customers. The transaction price will then be generally allocated to each performance obligation in proportion to its stand-alone selling price.

Depending on whether certain criteria are met, revenue is recognized over time in a manner that best reflects the Company's performance, or at a point in time, when control of the goods or services is transferred to the customer.

The standard does not apply to insurance contracts, financial instruments or lease contracts, which fall in the scope of other PFRS. It also does not apply if two companies in the same line of business exchange non-monetary assets to facilitate sales to other parties. Furthermore, if a contract with a customer is partly in the scope of other PFRS, then the guidance on separation and measurement contained in other PFRS takes precedence.

Due to the transition method (cumulative effect method) chosen in applying PFRS 15, comparative information has not been restated to reflect the new requirements. Accordingly, the information presented for 2017 has not been restated - i.e. it is presented as previously reported under PAS 18 and related interpretations. Additionally, the disclosure requirements in PFRS 15 have not generally been applied to comparative information.

For the year ended December 31, 2018, the Company carried out a detailed review of the revenue recognition criteria applying the requirements of PFRS 15 to ensure that the same principles were being applied consistently. This review in particular examined the timing of revenue recognition and variable consideration such as discounts, rebates, listing and slotting fees/display allowances and certain payments to customers after the initial sale of goods.

Timing of Revenue Recognition

The Company concluded that PFRS 15 will not impact the timing of revenue recognition as revenue from sale of goods is currently recognized when the goods are delivered to the customers' warehouse, which is taken to be point in time at which control over the goods is transferred.

Variable Consideration

The revised accounting policy establishes that revenue is recognized to the extent that it is highly probable that a reversal in the amount of revenue recognized will not occur when the uncertainty associated with the variable consideration is subsequently settled. This means that discounts, allowances, listing and slotting fees/display allowances are deducted from revenue unless it is highly probable that they will not be incurred. Based on management's assessment, the application of PFRS 15 did not impact the current classification of these variable consideration, i.e. discounts, rebates, listing and slotting fees/display allowances and certain payments to customers after the initial sale of goods as reduction to revenue. Variable considerations are measured based on the most likely amount based on the agreement with customers.

The new standard did not have a material impact on the financial statements, including the Company's accounting policies with respect to its revenue streams.

- Philippine Interpretation IFRIC-22, *Foreign Currency Transactions and Advance Consideration* clarifies that the transaction date to be used for translation for foreign currency transactions involving an advance payment or receipt is the date on which the entity initially recognizes the prepayment or deferred income arising from the advance consideration. For transactions involving multiple payments or receipts, each payment or receipt gives rise to a separate transaction date. The interpretation applies when an entity pays or receives consideration in a foreign currency and recognizes a non-monetary asset or liability before recognizing the related item.

The Company makes foreign currency sales and purchases. The Company's accounting policy is aligned with the interpretation.

Financial Instruments

Date of Recognition

The Company recognizes a financial asset or a financial liability in the statement of financial position when it becomes a party to the contractual provisions of the instrument. Purchases and sales of financial assets that require delivery of assets within the time frame established by regulation or convention in the marketplace are recognized on the settlement date.

Initial Recognition of Financial Instruments

Financial instruments are recognized initially at fair value. The initial measurement of financial instruments, except for those financial assets and financial liabilities at FVTPL, includes transaction costs.

Classification and Measurement of Financial Instruments - Policy Applicable from January 1, 2018

On initial recognition, the Company classifies its financial assets in the following categories: measured at amortized cost, financial assets at FVTPL and financial assets at FVOCI. The classification depends on the business model for managing the financial assets and the contractual terms of its cash flows.

The Company classifies its financial liabilities as either financial liabilities at amortized cost or financial liabilities at FVTPL. The Company classifies all financial liabilities at amortized cost, except for:

- (a) financial liabilities designated by the Company at initial recognition as at FVTPL, when doing so results in more relevant information.
- (b) financial liabilities that arise when the transfer of a financial asset does not qualify for derecognition or when the continuing involvement approach applies.
- (c) contingent consideration recognized by the Company in a business combination which shall subsequently be measured at fair value with changes recognized in profit or loss.
- (d) financial guarantee contracts and commitments to provide a loan at a below market interest rate which are initially measured at fair value and subsequently at higher of amortized amount and amount of loss allowance.

Management determines the classification of its financial assets and financial liabilities at initial recognition and, where allowed and appropriate, re-evaluates such designation at every reporting date.

Business Model Assessment

The Company makes an assessment of the objective of the business model in which a financial asset is held at a portfolio level because this best reflects the way the business is managed and information is provided to management. The information considered includes:

- the stated policies and objectives for the portfolio and the operation of those policies in practice. These include whether management's strategy focuses on earning contractual interest income, maintaining a particular interest rate profile, matching the duration of the financial assets to the duration of any related liabilities or expected cash outflows or realizing cash flows through the sale of the assets;
- how the performance of the portfolio is evaluated and reported to the Company's management;
- the risks that affect the performance of the business model (and the financial assets held within that business model) and how those risks are managed;

- how managers of the business are compensated - e.g., whether compensation is based on the fair value of the assets managed or the contractual cash flows collected; and
- the frequency, volume and timing of sales of financial assets in prior periods, the reasons for such sales and expectations about future sales activity.

Solely Payments of Principal and Interest Assessment

Principal is defined as the fair value of the financial asset on initial recognition. 'Interest' is defined as consideration for the time value of money and for the credit risk associated with the principal amount outstanding during a particular period of time and for other basic lending risks and costs (e.g. liquidity risk and administrative costs), as well as a profit margin. In assessing whether the contractual cash flows are solely payments of principal and interest, the Company considers the contractual terms of the instrument. This includes assessing whether the financial asset contains a contractual term that could change the timing or amount of contractual cash flows such that it would not meet this condition. In making this assessment, the Company considers contingent events that would change the amount or timing of cash flows, terms that may adjust the contractual coupon rate, including variable-rate features, prepayment and extension features, and terms that limit the Company's claim to cash flows from specified assets (e.g. non-recourse features).

The Company has no financial assets classified as financial assets at FVTPL and FVOCI as at December 31, 2018.

Financial assets are not reclassified subsequent to their initial recognition unless the Company changes its business model for managing financial assets, in which case all affected financial assets are reclassified on the first day of the first reporting period following the change in the business model.

Financial Assets at Amortized Cost

A financial asset is measured at amortized cost if it is held within a business model whose objective is to hold assets to collect contractual cash flows, its contractual terms give rise on specified dates to cash flows that are solely payments of principal and interest on the principal amount outstanding, and it is not designated as at FVTPL.

Interest income, foreign exchange gains and losses and impairment are recognized in profit or loss. Any gain or loss on derecognition is recognized in profit or loss.

Included in this category are the Company's cash in banks, trade and other receivables and refundable deposits.

Financial Liabilities at Amortized Cost

This category pertains to financial liabilities that are not held for trading or designated as at FVTPL upon inception of the liability. These include liabilities arising from operations or borrowings. The financial liabilities are recognized initially at fair value and subsequently carried at amortized cost, taking into account the impact of applying the effective interest rate method of amortization for any related premium, discount and any directly attributable transaction costs. These financial liabilities are included in current liabilities if maturity is within twelve months from reporting date. Otherwise, these are classified as noncurrent liabilities.

This category includes the Company's trade and other payables [excluding statutory obligations and output Value-added Tax (VAT)], notes payable, advances from a stockholder, and dividends payable.

Classification and Measurement of Financial instruments - Policy Applicable before January 1, 2018

On initial recognition, the Company classifies its financial assets in the following categories: financial assets at FVTPL, loans and receivables, held-to-maturity investments and available-for-sale financial assets. The classification depends on the purpose for which the investments are acquired and whether they are quoted in an active market. Financial liabilities on the other hand, are classified into the following categories: financial liabilities at FVTPL and other financial liabilities. Management determines the classification of its financial assets and financial liabilities at initial recognition and, where allowed and appropriate, re-evaluates such designation at each reporting date.

Financial instruments are classified as liability or equity in accordance with the substance of the contractual arrangement. Interest, dividends, gains and losses relating to a financial instrument or a component that is a financial liability, are reported as expense or income. Distributions to holders of financial instruments classified as equity are charged directly to equity, net of any related income tax benefits.

As at December 31, 2017, the Company's financial assets and financial liabilities consist of loans and receivables and other financial liabilities.

Loans and receivables

Loans and receivables are non-derivative financial assets with fixed or determinable payments that are not quoted in an active market. They arise when the Company provides money, goods or services directly to a debtor with no intention of trading the receivables. After initial measurement, loans and receivables are subsequently carried at cost or amortized cost using the effective interest method less any allowance for impairment. Amortized cost is calculated taking into account any discount or premium on acquisition and includes transaction costs and fees that are an integral part of the effective interest rate and transaction costs. Gains and losses are recognized in profit or loss when the loans and receivables are derecognized or impaired, as well as through the amortization process. Loans and receivables are classified as current assets if maturity is within 12 months from the balance sheet date or the normal operating cycle, whichever is longer. Otherwise, these are classified as noncurrent assets.

As at December 31, 2017, the Company's loans and receivables include cash in banks, trade and other receivables, and refundable deposits.

Other financial liabilities

This category pertains to financial liabilities that are not held for trading or not designated as at FVPL upon the inception of the liability. These include liabilities arising from operations or borrowings (e.g., payables, accruals). Other financial liabilities are initially recognized at fair value, plus directly attributable transaction costs. After initial recognition, interest-bearing loans and borrowings are subsequently measured at amortized cost using the effective interest method. Gains and losses are recognized in profit or loss when the liabilities are derecognized as well as through the amortization process. Financial liabilities are classified as current, except for maturities greater than twelve months after the reporting date. These are classified as noncurrent liabilities.

As at December 31, 2017, the Company's other financial liabilities include trade and other payables (excluding statutory obligations and output VAT), notes payable, advances from Parent Company, and dividends payable.

Impairment of Financial Assets.

Policy Applicable from January 1, 2018

PFRS 9 replaces the “incurred loss” model in PAS 39 with an “expected credit loss” ECL model. The new impairment model applies to financial assets measured at amortized cost. Under PFRS 9, credit losses are recognized earlier than under PAS 39.

The Company measures loss allowances at an amount equal to lifetime ECLs, except for debt securities that are determined to have low credit risk at the reporting date and other debt securities and bank balances for which credit risk has not increased significantly since initial recognition, which are measured at 12-month ECLs.

Loss allowances for trade and other receivables is always measured at an amount equal to lifetime ECLs.

When determining whether the credit risk of a financial asset has increased significantly since initial recognition and when estimating ECLs, the Company considers reasonable and supportable information that is relevant and available without undue cost or effort. This includes both quantitative and qualitative information and analysis, based on the Company’s historical experience and informed credit assessment and including forward-looking information.

The Company assumes that the credit risk on a financial asset has increased significantly if it is more than 90 days past due. The Company considers a financial asset to be in default when the customer is unlikely to pay its credit obligations to the Company in full, without recourse by the Company to actions such as realizing security (if any is held) or the financial asset is more than 90 days past due on any material credit obligation to the Company.

Lifetime ECLs are the ECLs that result from all possible default events over the expected life of a financial instrument. The 12-month ECLs are a portion of lifetime ECLs that represents the ECLs resulting from default events on the financial instrument that are possible within 12 months after the reporting date or a shorter period if the expected life of the instrument is less than 12 months.

The maximum period considered when estimating ECLs is the maximum contractual period over which the Company is exposed to credit risk.

ECLs are probability weighted-estimate of credit losses. Credit losses are measured as the present value of all cash shortfalls (i.e. the difference between the cash flows due to the entity in accordance with the contract and the cash flows that the Company expects to receive). ECLs are discounted at the effective interest rate of the financial asset.

At each reporting date, the Company assesses whether financial assets carried at amortized cost are credit-impaired. A financial asset is credit-impaired when one or more events that have a detrimental impact on the estimated future cash flows of the financial asset have occurred.

Evidence that a financial asset is credit-impaired includes significant financial difficulty of the borrower or issuer, a breach of contract such as default, the restructuring of a loan or advance by the Company on terms that the Company would not consider otherwise, when it is probable that the borrower will enter bankruptcy or other financial reorganization, or the disappearance of an active market for a security because of financial difficulties.

Loss allowances for financial assets measured at amortized cost are deducted from the gross carrying amount of the assets.

Financial assets are written off when there is no reasonable expectation of recovery. The Company categorizes financial assets recorded at amortized cost for write off when a debtor fails to make payments or when it is probable that the receivable will not be collected. Where amortized cost financial assets have been written off, the Company continues to engage in enforcement activity to attempt to recover the receivable due. Where recoveries are made, these are recognized in profit or loss.

Policy Applicable before January 1, 2018

The Company assesses at each reporting date whether a financial asset or group of financial assets is impaired. A financial asset or group of financial assets is deemed to be impaired if, and only if, there is objective evidence of impairment as a result of one or more events that have occurred after the initial recognition of the asset (an incurred "loss event") and that loss event (or events) has an impact on the estimated future cash flows of the financial asset or group of financial assets that can be reliably estimated. Evidence of impairment may include indications that the contracted parties or group of contracted parties is experiencing significant financial difficulty, default or delinquency in interest or principal payments, the probability that they will enter bankruptcy or other financial reorganization, and where observable data indicate that there is measurable decrease in the estimated future cash flows, such as changes in arrears or economic conditions that correlate with defaults.

Loans and Receivables

The Company first assesses whether objective evidence of impairment exists individually for financial assets that are individually significant or collectively for financial assets that are not individually significant. If there is objective evidence that an impairment loss on loans and receivables carried at amortized cost has been incurred, the amount of loss is measured as a difference between the asset's carrying amount and the present value of estimated future cash flows (excluding future credit losses that have not been incurred) discounted at the financial asset's original effective interest rate (i.e., the effective interest rate computed at initial recognition). The carrying amount of the asset shall be reduced through the use of an allowance account, and the amount of the loss shall be recognized in profit or loss.

If it is determined that no objective evidence of impairment exists for an individually assessed financial asset, whether significant or not, the asset is included in the group of financial assets with similar credit risk characteristics and that group of financial assets is collectively assessed for impairment. Assets that are individually assessed for impairment and for which an impairment loss is or continues to be recognized are not included in a collective assessment of impairment.

Loans and receivables, together with the related allowance, are written off when there is no realistic prospect of future recovery and all collateral has been realized. If, in subsequent period, the amount of the impairment loss decreases and the decrease can be related objectively to an event occurring after the impairment was recognized, the previously recognized impairment loss is reversed. Any subsequent reversal of an impairment loss is recognized in profit or loss, to the extent that the carrying amount of the asset does not exceed its amortized cost at the reversal date.

Derecognition of Financial Assets and Financial Liabilities

Financial Assets

A financial asset (or, where applicable, a part of a financial asset or part of a group of similar financial assets) is derecognized when:

- the rights to receive cash flows from the asset have expired;
- the Company retains the right to receive cash flows from the asset, but has assumed an obligation to pay them in full without material delay to a third party under a "pass-through" arrangement; or
- the Company has transferred its rights to receive cash flows from the asset and either: (a) has transferred substantially all the risks and rewards of the asset; or (b) has neither transferred nor retained substantially all the risks and rewards of the asset, but has transferred control of the asset.

When the Company has transferred its rights to receive cash flows from an asset and has neither transferred nor retained substantially all the risks and rewards of the asset nor transferred control of the asset, the asset is recognized to the extent of the Company's continuing involvement in the asset. Continuing involvement that takes the form of a guarantee over the transferred asset is measured at the lower of the original carrying amount of the asset and the maximum amount of consideration that the Company could be required to repay.

Financial Liabilities

A financial liability is derecognized when the obligation under the liability is discharged, cancelled or has expired.

When an existing financial liability is replaced by another from the same lender on substantially different terms, or the terms of an existing liability are substantially modified, such an exchange or modification is treated as a derecognition of the original liability and the recognition of a new liability. The difference in the respective carrying amounts is recognized in profit or loss.

Offsetting Financial Instruments

Financial assets and financial liabilities are offset and the net amount is reported in the statements of financial position if, and only if, there is a currently enforceable legal right to offset the recognized amounts and there is an intention to settle on a net basis, or to realize the asset and settle the liability simultaneously. This is not generally the case with master netting agreements, and the related assets and liabilities are presented gross in the statements of financial position.

Fair Value Measurement

Fair value is the price that would be received to sell an asset or paid to transfer a liability in an orderly transaction between market participants at the measurement date. The fair value measurement is based on the presumption that the transaction to sell the asset or transfer the liability takes place either in the principal market for the asset or liability, or in the absence of a principal market, in the most advantageous market for the asset or liability. The principal or the most advantageous market must be accessible to the Company.

The fair value of an asset or a liability is measured using the assumptions that the market participants would use when pricing the asset or liability, assuming that the market participants act in their economic best interest.

The Company uses valuation techniques that are appropriate in the circumstances and for which sufficient data are available to measure fair value, maximizing the use of relevant observable inputs and minimizing the use of unobservable inputs.

All assets and liabilities for which fair value is measured or disclosed in the financial statements are categorized within the fair value hierarchy, described as follows, based on the lowest level input that is significant to the fair value measurement as a whole:

- Level 1 - Quoted (unadjusted) market prices in active markets for identical assets or liabilities
- Level 2 - Valuation techniques for which the lowest level input that is significant to the fair value measurement is directly or indirectly observable
- Level 3 - Valuation techniques for which the lowest level input that is significant to the fair value measurement is unobservable

For assets and liabilities that are recognized in the financial statements on a recurring basis, the Company determines whether transfers have occurred between Levels in the hierarchy by reassessing categorization (based on the lowest level input that is significant to the fair value measurement as a whole) at the end of each reporting period.

For the purpose of fair value disclosures, the Company has determined classes of assets and liabilities on the basis of the nature, characteristics and risks of the asset or liability and the level of the fair value hierarchy as explained above.

As at December 31, 2018 and 2017, no financial asset or financial liability was recognized at fair value. The Company has no other assets or liabilities with recurring and non-recurring fair value measurements.

Inventories

Inventories, which consist of spirits, wines and water, are valued at the lower of cost and net realizable value (NRV). Cost is comprised of purchase price, expenditure incurred in acquiring the inventories and other costs incurred in bringing them to their present location and condition. Cost is determined using the first-in, first-out method.

NRV represents the estimated selling price less costs to be incurred in marketing, selling and distribution. In determining the NRV, the Company considers any adjustment necessary to write-down inventories to NRV for slow-moving and near expiry products based on physical inspection and management evaluation.

Prepaid Expenses and Other Current Assets

Prepaid Expenses and Advances

Prepaid expenses and advances represent expenses not yet incurred but already paid in cash. Prepaid expenses and advances are initially recorded as assets and measured at the amount of cash paid. Subsequently, these are charged to profit or loss as these are consumed in operations or expire with the passage of time.

Prepaid expenses and advances are classified in the statements of financial position as current asset when the cost of goods or services related to the prepayment are expected to be incurred within one (1) year from the reporting date. Otherwise, prepayments are classified as noncurrent assets.

Value-added Tax

Revenues, expenses and assets are recognized net of the amount of VAT, except:

- where the tax incurred on a purchase of assets or services is not recoverable from the taxation authority, in which case the tax is recognized as part of the cost of acquisition of the asset or as part of the expense item as applicable; and
- receivables and payables that are stated with the amount of tax included.

The net amount of tax recoverable from, or payable to, the taxation authority is included as part of "Prepaid expenses and other current assets" account or "Trade and other payables" account in the statements of financial position.

Refundable Deposits

Refundable deposits are cash paid for the lease agreements covering the office spaces and warehouse which are expected to be refunded upon the termination of the lease. These are carried at net realizable value and classified as current for leases which will expire within 12 months from the reporting period otherwise, these will be classified as noncurrent.

Property and Equipment

Property and equipment are stated at cost less accumulated depreciation and amortization and any impairment in value. The initial cost of items of property and equipment consists of its purchase price, including import duties and any directly attributable costs of bringing the asset to its working condition and location for its intended use. Expenditures incurred after the property and equipment have been put into operation, such as repairs and maintenance and overhaul costs, are normally charged to profit or loss in the period the costs are incurred. In situations where it can be clearly demonstrated that the expenditures have resulted in an increase in the future economic benefits expected to be obtained from the use of an item of property and equipment beyond its originally assessed standard of performance, the expenditures are capitalized as an additional cost of the item of property and equipment.

Depreciation and amortization are computed on a straight-line basis over the estimated useful lives of the assets as follows:

	Number of Years
Transportation and delivery equipment	5
Leasehold improvements	3 or lease term, whichever is shorter
Furniture and fixtures	2
Office equipment	2

Depreciation and amortization of an item of property and equipment begins when it becomes available for use, i.e., when it is in the location and condition necessary for it to be capable of operating in the manner intended by management. Depreciation or amortization ceases at the earlier of the date that the item is classified as held for sale (or included in a disposal group that is classified as held for sale) in accordance with PFRS 5, *Noncurrent Assets Held for Sale and Discontinued Operations*, and the date the asset is derecognized.

The estimated useful lives and depreciation and amortization method are reviewed periodically to ensure that the periods and method of depreciation and amortization are consistent with the expected pattern of economic benefits from items of property and equipment.

Fully depreciated assets are retained in the accounts until they are no longer in use and no further depreciation is recognized in the profit or loss. When assets are retired or otherwise disposed of, the cost and the related accumulated depreciation and amortization and any impairment in value are removed from the accounts and any resulting gain or loss is recognized in profit or loss.

Borrowing Costs

Borrowing costs are capitalized if they are directly attributable to the acquisition, construction or production of a qualifying asset. The capitalization of borrowing costs: (i) commences when the activities to prepare the asset are in progress and expenditures and borrowing costs are being incurred; (ii) is suspended during the extended periods in which active development, improvement and construction of the assets are interrupted; and (iii) ceases when substantially all the activities necessary to prepare the assets are completed. If the resulting carrying amount of the asset exceeds its recoverable amount, an impairment loss is recorded. Borrowing costs include interest charges and other costs incurred in connection with the borrowing of funds.

Other borrowing costs are recognized as expense in the period in which they are incurred.

Impairment of Noncurrent Nonfinancial Assets

The Company assesses, at end of each reporting period, whether there is indication that its noncurrent nonfinancial assets which consist of property and equipment may be impaired. If any such indication exists and where the carrying amount exceeds the estimated recoverable amount, the assets or the cash generating unit (CGU) are written down to their recoverable amounts. The recoverable amount of the nonfinancial assets is the greater of fair value less cost to sell and value-in-use. The fair value less cost to sell is the amount obtainable from the sale of an asset in an arm's length transaction. In assessing value-in-use, the estimated future cash flows are discounted to their present value using a pre-tax discount rate that reflects current market assessments of the time value of money and the risks specific to the asset. For an asset that does not generate largely independent cash inflows, the recoverable amount is determined for the CGU to which the asset belongs. Impairment losses, if any, are recognized in profit or loss in those expense categories consistent with the function of the impaired asset.

A previously recognized impairment loss is reversed only if there has been a change in the estimates used to determine the asset's recoverable amount since the last impairment loss was recognized. If that is the case, the carrying amount of the asset is increased to its recoverable amount. The increased amount cannot exceed the carrying amount that would have been determined, net of depreciation and amortization, had no impairment loss been recognized for the asset in prior years. Such reversal is recognized unless the asset is carried at revalued amount, in which case the reversal is treated as a revaluation increase. After such a reversal, the depreciation and amortization charge are adjusted in future periods to allocate the asset's revised carrying amount on a systemic basis over its remaining useful life.

Capital Stock

Ordinary or Common shares are classified as equity. The proceeds from the issuance of ordinary or common shares are presented in equity as capital stock to the extent of the par value of the issued and outstanding shares and any excess of the proceeds over the par value of the shares issued, less any incremental costs directly attributable to the issuance, net of tax, is presented in equity as additional paid-in capital.

Retained Earnings

Retained earnings represent the cumulative balance of periodic net income or loss, dividend contributions, correction of prior year errors, effect of changes in accounting policy and other capital adjustments.

Unappropriated retained earnings represent that portion which is free and can be declared as dividends to stockholders. Appropriated retained earnings represent that portion which has been restricted and, therefore, not available for dividend declaration.

Dividends on Common Shares

Cash and property dividends on common shares are recognized as liability and deducted from equity when approved by the BOD of the Company. Stock dividend declared but not yet issued is presented as "Capital stock dividend distributable" in the statement of financial position. When the stock dividends are declared, the amount of stock dividends are treated as transfers from retained earnings to common shares.

Dividends for the year that are approved after the reporting date are dealt with as an event after the reporting date.

Revenue Recognition

Prior to January 1, 2018, under PAS 18, *Revenue*, revenue is recognized to the extent that it is probable that the economic benefits will flow to the Company and the amount of revenue can be reliably measured.

Upon adoption of PFRS 15 beginning January 1, 2018, revenue from contracts with customers is recognized upon transfer of goods to the customer at an amount that reflects the consideration to which the Company expects to be entitled in exchange for those goods.

The following specific recognition criteria must also be met before revenue is recognized:

Sale of Goods

Revenue is recognized at the point in time when control of the asset is transferred to the customer, generally upon delivery. If it is probable that discounts will be granted and the amount can be measured reliably, then the discount is recognized as a reduction of revenue as the sales are recognized. Revenue is recognized net of variable considerations, i.e. discounts, rebates, listing and slotting fees/display allowances and certain payments to customers after the initial sale of goods as reduction to revenue.

Commission Income

Commission is recognized at a point in time when the related indirect sale of goods have been received and accepted by the buyer at their premises.

Interest Income

Interest income is recognized in profit or loss as it accrues, taking into account the effective yield on the asset.

Cost and Expense Recognition

Cost of Goods Sold

Cost of goods sold is recognized when goods are shipped to the buyer. Expenses are recognized upon utilization of services or at the date they are incurred.

Operating Expenses

Operating expenses are costs incurred to sell or distribute the goods and administering the business. It includes documentation processing and delivery, among others. Operating expenses are expensed as incurred.

Other Comprehensive Income

Other comprehensive income comprises items of income and expense (including items previously presented under the statement of changes in equity) that are not recognized in profit or loss for the year in accordance with PFRS.

Employee Benefits

Short-term Employee Benefits

Short-term employee benefits are expensed as the related service is provided. A liability is recognized for the amount expected to be paid if the Company has a present legal or constructive obligation to pay this amount as a result of the past service provided by the employee and the obligation can be estimated reliably.

Retirement Benefits Liability and Costs

The Company has an unfunded, noncontributory defined benefits retirement plan covering substantially all permanent, regular and full-time employees. The Company's obligation in respect of the defined benefits is calculated by estimating the amount of the future benefits that employees have earned in the current and prior period and discounting that amount.

The calculation of defined benefits obligations is performed on a periodic basis by a qualified actuary using the projected unit credit method.

Remeasurements of the retirement benefits liability, which comprise of actuarial gains and losses, are recognized immediately in other comprehensive income. The Company determines the interest expense on the retirement benefits liability for the period by applying the discount rate used to measure the retirement benefits liability at the beginning of the annual period to the then retirement benefits liability, taking into account any changes in the retirement benefits liability during the period as a result of benefit payments, if any. Interest expense and other expenses related to defined benefits plans are recognized in profit or loss.

When the benefits of the plan are changed or when the plan is curtailed, the resulting change in benefit that relates to past service or gain or loss on curtailment is recognized immediately in profit or loss. The Company recognizes gains or losses on the settlement of defined benefits plans when the settlement occurs.

Leases

The determination of whether an arrangement is, or contains, a lease is based on the substance of the arrangement and requires an assessment of whether the fulfillment of the arrangement is dependent on the use of a specific asset or assets and the arrangement conveys a right to use the asset. A reassessment is made after the inception of the lease only if one of the following applies:

- (a) there is a change in contractual terms, other than a renewal or extension of the arrangement;
- (b) a renewal option is exercised or an extension is granted, unless the term of the renewal or extension was initially included in the lease term;

- (c) there is a change in the determination of whether fulfillment is dependent on a specific asset; or
- (d) there is a substantial change to the asset.

Where a reassessment is made, lease accounting shall commence or cease from the date when the change in circumstances gives rise to the reassessment for scenarios (a), (c) or (d) above, and at the date of renewal or extension period for scenario (b).

Company as Lessee

Leases where the lessors retain substantially all the risks and benefits of ownership of the asset are classified as operating leases. Operating lease payments are recognized as expense in profit or loss on a straight-line basis over the lease term. Associated costs such as maintenance and insurance are expensed as incurred.

Income Taxes

Provision for income tax is composed of current income tax and deferred income tax. Provision for income tax is recognized in profit or loss except to the extent that it relates to items recognized directly in equity or in other comprehensive income, in which case, it is recognized directly in equity or in other comprehensive income.

Current Income Tax

Current income tax assets and liabilities for the current and prior periods are measured at the amount expected to be recovered from or paid to the taxation authorities. The tax rates and tax laws used as basis to compute the amount are those that have been enacted or substantively enacted at the reporting date.

Deferred Income Tax

Deferred income tax is provided, using the balance sheet liability method, on all temporary differences at the reporting date between the tax bases of assets and liabilities and their carrying amounts for financial reporting purposes.

Deferred income tax liabilities are recognized for all taxable temporary differences. Deferred income tax assets are recognized for all deductible temporary differences, to the extent that it is probable that sufficient future taxable profits will be available against which the deductible temporary differences can be utilized.

The carrying amount of deferred income tax assets is reviewed at each reporting date and reduced to the extent that it is no longer probable that sufficient future taxable profits will be available to allow all or part of the deferred income tax assets to be utilized. Unrecognized deferred income tax assets are reassessed at each reporting date and are recognized to the extent that it has become probable that sufficient future taxable profits will allow the deferred income tax asset to be recovered.

Deferred income tax assets and deferred income tax liabilities are measured at the tax rates that are expected to apply to the year when the asset is realized or the liability is settled, based on tax rates and tax laws that have been enacted or substantively enacted at the reporting date.

Deferred income tax assets and deferred income tax liabilities are offset, if a legally enforceable right exists to offset current income tax assets against current income tax liabilities and the deferred income taxes relate to the same taxable entity and the same taxation authority.

Related Party Transactions and Relationships

Related party relationships exist when the party has the ability to control, directly or indirectly, through one or more intermediaries, or exercise significant influence over the other party in making financial and operating decisions. Such relationships also exist between and/or among entities which are under common control with the reporting entity and its key management personnel, directors or stockholders. In considering each possible related party relationship, attention is directed to the substance of the relationship, and not merely to the legal form. Related parties may be individual or corporate entities.

Foreign Currency Denominated Transactions and Translation

Transactions in foreign currencies are recorded using the functional currency exchange rate at the date of transaction. Outstanding monetary assets and monetary liabilities denominated in foreign currencies are translated using the closing exchange rate at the reporting date. All differences are taken to profit or loss. Non-monetary items that are measured in terms of historical cost in a foreign currency are translated using the exchange rates as at the dates of the initial transactions.

Provisions

Provisions are recognized when the Company has a present obligation (legal or constructive) as a result of a past event, it is probable (i.e., more likely than not) that an outflow of resources embodying economic benefits will be required to settle the obligation, and a reliable estimate can be made of the amount of the obligation. Where the Company expects some or all of the provision to be reimbursed, the reimbursement is recognized as a separate asset, but only when the reimbursement is virtually certain. The expense relating to any provision is presented in profit or loss, net of reimbursement. If the effect of the time value of money is material, provisions are discounted using the current pre-tax rate that reflects, where appropriate, the risks specific to the liability. Where discounting is used, the increase in the provision due to the passage of time is recognized as interest expense. Provisions are reviewed at each reporting date and adjusted to reflect the current best estimate.

Contingencies

Contingent liabilities are not recognized in the financial statements but are disclosed in the notes to financial statements unless the outflow of resources embodying economic benefits is remote. Contingent assets are not recognized in the financial statements but disclosed in the notes to financial statements when an inflow of economic benefits is probable.

Events After the Reporting Date

Events after the reporting date that provide additional information about the Company's position at the reporting date (adjusting events) are reflected in the financial statements. Events after the reporting date that are not adjusting events are disclosed in the notes to financial statements when material.

Standards Issued But Not Yet Adopted

A number of new standards, amendments to standards and interpretations are effective for annual periods beginning after January 1, 2018. However, the Company has not applied the following relevant and applicable new or amended standards and interpretations in preparing these financial statements. Unless otherwise stated, none of these are expected to have a significant effect on the Company's financial statements.

The Company plans to adopt the following new or amended standards and interpretations on the respective effective dates, as applicable.

Effective January 1, 2019

- PFRS 16, *Leases* supersedes PAS 17, *Leases* and the related Philippine Interpretations. The new standard introduces a single lease accounting model for lessees under which all major leases are recognized on-balance sheet, removing the lease classification test. Lease accounting for lessors essentially remains unchanged except for a number of details including the application of the new lease definition, new sale-and-leaseback guidance, new sub-lease guidance and new disclosure requirements.

Practical expedients and targeted reliefs were introduced including an optional lessee exemption for short-term leases (leases with a term of 12 months or less) and low-value items, as well as the permission of portfolio-level accounting instead of applying the requirements to individual leases. New estimates and judgmental thresholds that affect the identification, classification and measurement of lease transactions, as well as requirements to reassess certain key estimates and judgments at each reporting date were also introduced.

Early adoption is permitted. The Company has completed an initial assessment of the potential impact on its financial statements. The actual impact of applying PFRS 16 on the financial statements in the period of initial application will depend on future economic conditions and the Company's latest assessment of whether it will exercise any lease renewal options.

So far, the most significant impact identified is that the Company will recognize new assets and liabilities for the operating lease of its office space and warehouse.

In addition, the nature of expenses related to this lease will now change as PFRS 16 replaces the straight-line operating lease expense with a depreciation charge for right-of-use of assets and interest expense on lease liabilities.

- Philippine Interpretation IFRIC-23, *Uncertainty over Income Tax Treatments* clarifies how to apply the recognition and measurement requirements in PAS 12, *Income Taxes* when there is uncertainty over income tax treatments. Under the interpretation, whether the amounts recorded in the financial statements will differ to that in the tax return, and whether the uncertainty is disclosed or reflected in the measurement, depends on whether it is probable that the tax authority will accept the Company's chosen tax treatment. If it is not probable that the tax authority will accept the Company's chosen tax treatment, the uncertainty is reflected using the measure that provides the better prediction of the resolution of the uncertainty - either the most likely amount or the expected value.

The interpretation also requires the reassessment of judgments and estimates applied if facts and circumstances change - e.g. as a result of examination or action by tax authorities, following changes in tax rules or when a tax authority's right to challenge a treatment expires.

Early adoption is permitted. The interpretation can be initially applied retrospectively applying PAS 8, *Accounting Policies, Changes in Accounting Estimates and Errors* if possible without the use of hindsight, or retrospectively with the cumulative effect recognized at the date of initial application without restating comparative information.

The Company is currently assessing the potential impact of adopting this interpretation.

- PAS 19, *Employee Benefits - Plan Amendment, Curtailment or Settlement (Amendments)* clarify that on amendment, curtailment or settlement of a defined benefit plan, an entity now uses updated actuarial assumptions to determine its current service cost and net interest for the period. The effect of the asset ceiling is disregarded when calculating the gain or loss on any settlement of the plan and is dealt with separately in other comprehensive income.

The amendments apply for plan amendments, curtailments or settlements that occur on or after the beginning of the first annual reporting period that begins on or after January 1, 2019. Earlier application is permitted.

Effective January 1, 2020

- *Amendments to References to Conceptual Framework in PFRS Standards* sets out amendments to PFRS Standards, their accompanying documents and PFRS practice statements to reflect the issuance of the revised Conceptual Framework for Financial Reporting in 2018 (2018 Conceptual Framework). The 2018 Conceptual Framework includes a new chapter on measurement, guidance on reporting financial performance, improved definitions of an asset and a liability, and guidance supporting these definitions, and clarifications in important areas, such as the roles of stewardships, prudence and measurement uncertainty in financial reporting.

Some Standards, their accompanying documents and PFRS practice statements contain references to, or quotations from, the International Accounting Standards Committee (IASB)'s Framework for the Preparation and Presentation of Financial Statements adopted by the International Accounting Standards Board (IASB) in 2001 or the Conceptual Framework for Financial Reporting issued in 2010. The amendments update some of those references and quotations so that they refer to the 2018 Conceptual Framework, and makes other amendments to clarify which version of the Conceptual Framework is referred to in particular documents.

- PAS 1, *Presentation of Financial Statements* and PAS 8, *Accounting Policies, Changes in Accounting Estimates and Errors - Definition of Material (Amendments)* refine the definition of material. The amended definition of material states that information is material if omitting, misstating or obscuring it could reasonably be expected to influence the decisions that the primary users of general purpose financial statements make on the basis of those financial statements, which provide financial information about a specific reporting entity. The amendments clarify the definition of material and its application by:
 - (a) raising the threshold at which information becomes material by replacing the term "could influence" with "could reasonably be expected to influence";
 - (b) including the concept of "obscuring information" alongside the concept of "omitting" and "misstating" information in the definition;
 - (c) clarifying that the users to which the definition refers are the primary users of general purpose financial statements referred to in the Conceptual Framework;
 - (d) clarifying the explanatory paragraphs accompany the definition; and
 - (e) aligning the wording of the definition of material across PFRS Standards and other publications.

The amendments are expected to help entities make better materiality judgments without substantively changing existing requirements.

The amendments apply prospectively. Earlier application is permitted.

4. Management's Use of Judgments, Accounting Estimates and Assumptions

The preparation of the financial statements in accordance with PFRS requires management to exercise judgments, make accounting estimates and use assumptions that affect reported amounts of assets, liabilities, income and expenses and related disclosures. Future events may occur which will cause the assumptions used in arriving at the accounting estimates to change. The effects of any change in accounting estimates are reflected in the financial statements as they become reasonably determinable.

Accounting judgments, estimates and assumptions are continually evaluated and are based on historical experience and other factors including expectations of future events that are believed to be reasonable under the circumstances.

Judgments

In the process of applying the Company's accounting policies, management has made the following judgments, apart from those involving estimation, which has the most significant effect on the amounts recognized in the financial statements.

Determination of the Company's Functional Currency

The Company considers factors, including but not limited to, the currency that mainly influences sales prices of its goods and the currency in which receipts from operating activities are usually retained. Based on the economic substance of the underlying circumstances relevant to the Company, the functional currency has been determined to be the Philippine peso. It is the currency that mainly influences the Company's operations.

Determination on whether an Agreement Contains a Lease

The Company uses its judgment in determining whether an arrangement contains a lease, based on the substance of the arrangement at the inception date, and makes assessment on whether the arrangement is dependent on the use of the specific asset or assets, the arrangement conveys a right to use the asset and the arrangement transfers substantially all the risk and rewards incidental to ownership to the Company.

Recognition of Revenue

The Company uses its judgment in determining the timing of the transfer of control on the goods that it delivered and services that it rendered. The Company determined that the control is transferred for sale of goods when the Company has transferred physical possession of the goods and obtained the right to payment for the goods which is upon the customer's acceptance of the goods at the customer's warehouse. Further, for commission income, control over the goods for the indirect sale is transferred upon buyer's acceptance of the goods at their premises.

Accounting Estimates and Assumptions

The key estimates and assumptions concerning the future and other key sources of estimation uncertainty at the reporting date that have significant risk of causing a material adjustment to the carrying amounts of assets and liabilities within the next financial year are described below:

Allowance for Impairment Losses on Trade and Other Receivables and Refundable Deposits

The Company uses the expected credit loss model in estimating the level of allowance which includes forecasts of future events and conditions. A credit loss is measured as the present value of all cash shortfalls (the difference between the cash flows that the Company expects to receive). The model represents a probability-weighted estimate of the difference over the remaining life of the receivables. The maturity of the Company's receivables is less than one year so the lifetime expected credit loss and the 12-month expected credit losses are similar. In addition, management assessed that the credit risk for its trade and other receivables and refundable deposits as at the reporting date are low, therefore the Company did not have to assess whether a significant increase in credit risk has occurred. An increase in the allowance for impairment losses would increase the recorded operating expenses and decrease current assets.

No impairment losses were recognized in 2018 and 2017 in respect of the Company's financial assets because management assessed that these are fully recoverable.

The combined carrying amounts of the Company's trade and other receivables and refundable deposits are P850,860,290 and P1,055,389,164 as at December 31, 2018 and 2017, respectively (see Note 19).

Determination of NRV of Inventories

The Company's estimates of the NRV of inventories are based on the most reliable evidence available at the time the estimates are made, of the amount that the inventories are expected to be realized. These estimates consider the inventory obsolescence, physical deterioration, fluctuations of price or cost directly relating to events occurring after the end of the period to the extent that such events confirm conditions existing at the end of the period. A new assessment is made at NRV in each subsequent period. When the circumstances that previously caused inventories to be written down below cost no longer exist or when there is a clear evidence of an increase in NRV because of changes in economic circumstances, the amount of the write-down is reversed so that the new carrying amount is the lower of the cost and the revised NRV.

The carrying amounts of inventories as at December 31, 2018 and 2017 are P2,541,957,090 and P1,262,556,953, respectively (see Note 7). No allowance to reduce inventory to NRV was recognized in 2018 and 2017.

Estimation of Useful Lives of Property and Equipment

The Company estimates the useful lives of property and equipment based on the period over which these assets are expected to be available for use. The estimated useful lives of property and equipment are reviewed periodically and are updated if expectations differ from previous estimates due to asset utilization, internal technical evaluation, technological changes, environmental and anticipated use of the assets tempered by related industry benchmark information. It is possible that future financial performance could be materially affected by changes in these estimates brought about by changes in the factors mentioned. Any reduction in the estimated useful lives of the property and equipment would increase depreciation and amortization expense and decrease noncurrent assets.

6. Trade and Other Receivables

This account consists of:

	<i>Note</i>	2018	2017
Trade			
Third parties		P657,395,462	P765,425,643
Related parties	13	185,699,843	284,419,163
Nontrade		1,097,882	808,890
Others		4,521,220	2,698,015
	19	P848,714,407	P1,053,351,711

Trade receivables are non-interest-bearing and are generally on a 30 to 90-day credit term.

Non-trade receivables pertain to receivables from suppliers for the reimbursements of expenses incurred by the Company for brand promotions. These are non-interest-bearing and are generally on a 30-day credit term.

There was no allowance for impairment losses on receivables as at December 31, 2018 and 2017.

7. Inventories

This account consists of:

	<i>Note</i>	2018	2017
At cost:			
Spirits		P2,521,243,647	P1,185,079,637
Wines		20,713,443	76,443,123
Water		-	1,034,193
	15	P2,541,957,090	P1,262,556,953

Cost of goods sold recognized in profit or loss amounted to P4,019,765,423 and P2,767,822,893 in 2018 and 2017, respectively (see Note 15).

8. Prepaid Expenses and Other Current Assets

This account consists of:

	2018	2017
Prepaid duties and taxes	P543,115,123	P188,806,480
Advances to suppliers	105,397,992	238,290,465
Input VAT	91,102,251	-
Prepaid import charges	369,522	137,703
Other prepaid expenses	313,719	68,300
	P740,298,607	P427,302,948

Prepaid duties and taxes include advance payment for excise taxes, custom's duties and seals for purchased goods not yet received.

Advances to suppliers pertain to partial downpayment made by the Company to suppliers which will be applied against future billings.

9. Property and Equipment

The movements and balances in this account are as follows:

	Transportation and Delivery Equipment	Leasehold Improvements	Office Equipment	Furniture and Fixtures	Total
Cost					
December 31, 2016	P5,187,557	P2,295,229	P1,323,314	P1,759,428	P10,565,528
Additions	2,201,786	-	200,482	-	2,402,268
December 31, 2017	7,389,343	2,295,229	1,523,796	1,759,428	12,967,796
Additions	6,635,464	-	152,898	16,000	6,804,362
December 31, 2018	14,024,807	2,295,229	1,676,694	1,775,428	19,772,158
Accumulated Depreciation and Amortization					
December 31, 2016	2,036,574	599,496	997,764	1,443,614	5,077,448
Depreciation and amortization	1,382,070	791,564	337,176	282,666	2,793,476
December 31, 2017	3,418,644	1,391,060	1,334,940	1,726,280	7,870,924
Depreciation and amortization	1,800,905	706,140	184,631	39,147	2,730,823
December 31, 2018	5,219,549	2,097,200	1,519,571	1,765,427	10,601,747
Net Book Value					
December 31, 2017	P3,970,699	P904,169	P188,856	P33,148	P5,096,872
December 31, 2018	P8,805,258	P198,029	P157,123	P10,001	P9,170,411

Depreciation and amortization expense for the years ended December 31, 2018 and 2017 were charged as part of "Operating Expenses" in profit or loss.

10. Refundable Deposits

This account consists of:

	Note	2018	2017
Security deposits	16	P2,007,564	P1,914,634
Others		138,319	122,819
	19	P2,145,883	P2,037,453

11. Trade and Other Payables

This account consists of:

	Note	2018	2017
Trade payables	19	P496,420,164	P106,781,808
Non-trade payables	19	75,505,513	24,167,746
Accrued expenses	19	6,495,002	29,663,434
Statutory obligations		3,900,026	2,102,453
Output VAT - net		-	20,741,783
Others	19	-	260,789
		P582,320,705	P183,718,013

Trade payables are non-interest-bearing and are generally on a 30 to 60-day payment term.

Non-trade payables are amounts owed to non-trade suppliers such as manpower agencies, freight companies and other non-trade payment transactions. These are non-interest bearing and are generally on a 30-day payment term.

Accrued expenses consist of accruals for interest, utilities, advertisement and other operating expenses.

12. Notes Payable

This account pertains to unsecured, peso-denominated short-term notes from various local banks with maturities of less than one (1) year and bear annual interests from 3.75% to 6.00% in 2018 and 2.13% in 2017. These loans were intended for the Company's working capital requirements to finance inventory purchases.

Interest expense recognized in profit or loss relating to notes payable amounted to P7,560,695 and P1,791,094 for the years ended December 31, 2018 and 2017, respectively.

13. Related Party Transactions

Transactions and account balances with related parties as at and for the years ended December 31 are as follows:

Category/ Transaction	Year	Ref	Transactions During the Year	Outstanding Balance		Terms	Conditions
				Receivable	Payable		
Parent Company							
• Advances	2018	13c	P -	P -	P -	2 years; interest-bearing	Unsecured
	2017	13c	-	-	234,000,000		
• Interest expense	2018	13c	1,750,100	-	-	Annual interest at 1.8%, payable on a monthly basis	
	2017	13c	5,958,000	-	-	Due and demandable	Unsecured
• Dividends	2018	14	100,000,000	-	200,000,000		
	2017	14	100,000,000	-	100,000,000		
Entities under Common Control							
• Sales of goods	2018	6, 13a	1,313,414,818	185,699,843	-	30 days	Unsecured;
	2017	6, 13a	952,094,114	284,419,163	-	Credit term; non-interest bearing	no impairment
• Rent expense	2018	13b	11,690,079	-	-		
	2017	13b	11,133,409	-	-		
Stockholder							
• Advances	2018	13d	659,500,000	-	659,500,000	1 year; interest-bearing	Unsecured
	2017	13d	-	-	-		
• Interest expense	2018	13d	4,134,722	-	4,134,722	Annual interest at 4.0%, payable on a monthly basis	Unsecured
	2017	13d	-	-	-		
	2018			P185,699,843	P863,634,722		
	2017			P284,419,163	P334,000,000		

- In the normal course of business, the Company distributes wines, liquors and water to entities under common control.
- The Company entered into operating lease agreements with an entity under common control for its office space and warehouse (see Note 16).
- The Company received cash advances from its Parent Company in a form of promissory notes. These advances earn fixed annual interest rate of 1.8% with maturities of two (2) years. The principal, including interest, was paid by the Company in 2018.
- The Company received cash advances from a stockholder in a form of promissory notes. These advances earn fixed annual interest rate of 4.0% with maturities of one (1) year. The advances were intended for the Company's working capital requirements to finance inventory purchases.

There is no key management compensation since the key management roles are functionally domiciled under the Parent Company.

Amounts owed by and owed to related parties are to be settled in cash.

14. Equity

Capital Stock

The balances as at December 31, 2018 and 2017 are as follows:

	2018		2017	
	Number of Shares	Amount	Number of Shares	Amount
Authorized				
P100 par value	7,500,000	P750,000,000	7,500,000	P750,000,000
Issued and Outstanding				
Balance at beginning of year	7,500,000	P750,000,000	2,100,000	P210,000,000
Stock issuances	-	-	5,400,000	540,000,000
Balance at end of year	7,500,000	P750,000,000	7,500,000	P750,000,000

Ordinary shares carry one vote per share and a right to dividends.

On December 8, 2016, the Company's BOD approved the increase in its authorized capital stock from P210,000,000 divided into 2,100,000 common shares to P750,000,000 divided into 7,500,000 shares of common stock, both at P100 par value to accommodate the stock dividends declared.

On July 5, 2017, the SEC approved the Company's increase in authorized capital stock. Upon approval of the increase in authorized capital stock, the stock dividends amounting to P540,000,000 were applied against the increase in authorized capital stock and the related shares were issued.

Declaration of Dividends

On November 28, 2017, the Company's BOD approved the declaration of cash dividends of P13.33 per share or an aggregate amount of P100,000,000, payable to stockholders of record as of the same date.

On December 18, 2018, the Company's BOD approved the declaration of cash dividends of P13.33 per share or an aggregate amount of P100,000,000, payable to stockholders of record as of the same date. Both dividends remain outstanding as at December 31, 2018.

Retained Earnings

Under the Philippine Corporation Code (the Code), stock corporations are prohibited from retaining surplus profits in excess of 100% of their paid-up capital stock except when justified by any of the reasons mentioned in the code.

As at December 31, 2017, the Company has retained earnings in excess of its paid-up capital amounting to P234,279,425. These retained earnings will be subjected to yearly cycle of capital structure review wherein management will determine the amount of cash dividends to be declared, subject to statutory approvals and clearances.

On December 13, 2018, the BOD approved the appropriation of P950,000,000 from the Company's unappropriated retained earnings to finance the acquisition of land, and construction and establishment of new warehouse and related facilities. The construction is expected to be completed in December 2020.

15. Cost of Goods Sold

This account consists of:

	Note	2018	2017
Inventory at beginning of year		P1,262,556,953	P1,475,118,002
Net purchases		5,299,165,560	2,555,261,844
Total goods available for sale		6,561,722,513	4,030,379,846
Inventory at end of year	7	2,541,957,090	1,262,556,953
		P4,019,765,423	P2,767,822,893

16. Lease Agreements

Company as Lessee

- The Company entered into a lease agreement with an entity under common control for its office space with an area of 150.84 square meters. The lease is for a period of two (2) years until June 30, 2016. The lease was renewed for another 3 years until June 30, 2019. The lease has an annual escalation rate of 5%. Rent expense amounted to P783,192 and P731,643 in 2018 and 2017, respectively.
- The Company entered into a lease agreement with a third party for a warehouse with an area of 3,869 square meters. The lease is for a period of three (3) years commencing on November 1, 2014 until October 31, 2017. The lease agreement was not renewed.
- The Company entered into a lease agreement with an entity under common control for a warehouse with an area of 5,770.84 square meters. The lease is for a period of two (2) years commencing on January 1, 2016 until December 31, 2017. The lease was renewed for another three (3) years until December 31, 2020. Rent expense amounted to P10,906,887 and P10,387,512 in 2018 and 2017, respectively.

The lease payments provides for, among others, security deposits amounting to P2,007,564 and P1,914,634 as at December 31, 2018 and 2017, respectively, which are shown under "Refundable Deposits" account in the statements of financial position (see Note 10).

Total rent expense on the above-mentioned lease agreements recognized in profit or loss amounted to P11,690,079 and P15,354,658 in 2018 and 2017, respectively.

Future minimum lease payments under noncancellable operating leases as at December 31 are as follows:

	2018	2017
Not later than one year	P11,871,480	P749,340
Later than one year but not later than five years	12,024,844	383,808
	P23,896,324	P1,133,148

17. Retirement Benefits Liability

The Company has an unfunded, noncontributory, defined benefits retirement plan covering all of its regular, full-time employees. Under the plan, the employees are entitled to retirement benefits equivalent to an amount computed based on Republic Act No. 7641, *Retirement Pay Law*, equivalent to one-half month's salary for every year of service, with six months or more of service considered as one year.

Costs are determined in accordance with the actuarial studies made for the plan. Annual cost is determined using the projected unit credit method. The Company's latest actuarial valuation date is December 31, 2018.

The following table shows the reconciliation from the opening balances to the closing balances for retirement benefits liability and its components:

	2018	2017
Balance at beginning of year	P1,550,561	P1,204,996
Recognized in Profit or Loss		
Interest cost	83,420	64,829
Current service cost	199,914	280,736
	283,334	345,565
Recognized in Other Comprehensive Income		
Actuarial loss (gain) arising from:		
Experience adjustments	666,330	-
Change in financial assumptions	(315,195)	-
Change in demographic assumptions	(952,123)	-
	(600,988)	-
Benefits paid	(120,000)	-
Balance at end of year	P1,112,907	P1,550,561

The retirement benefits costs is recognized as part of "Salaries and other employee benefits" account under operating expenses in the statements of comprehensive income.

The plan exposes the Company to actuarial risks such as interest rate risk, longevity risk and salary risk as follows:

Interest Risk

The present value of the defined benefits obligation is calculated using a discount rate determined by reference to market yields to government bonds. Generally, a decrease in the interest rate of a reference government bonds will increase the plan obligation.

Longevity and Salary Risks

The present value of the defined obligation is calculated by reference to the best estimate of the mortality of the plan participants both during and after their employment and to their future salaries. Consequently, increases in the life expectancy and salary of the plan participants will result in an increase in the plan obligation.

The principal actuarial assumptions (in percentages) used to determine retirement benefits are as follows:

	2018
Discount rate	7.52%
Future salary increases	3.00%

Assumptions for mortality and disability rates are based on published statistics and mortality and disability tables.

The weighted average duration of defined benefits obligation is 11.3 years as at December 31, 2018.

As at December 31, the reasonably possible changes to one of the relevant actuarial assumptions, while holding all other assumptions constant, would have affected the defined benefits liability by the amounts below:

	2018		2017	
	Defined Benefits Liability		Defined Benefits Liability	
	1 Percent Increase	1 Percent Decrease	1 Percent Increase	1 Percent Decrease
Discount rate	(P94,820)	P72,562	(P98,926)	P67,915
Salary increase rate	44,516	(22,258)	62,022	(31,011)

Although the analysis does not take into account the full distribution of cash flows expected under the plan, it does provide an approximation of the sensitivity of the assumption shown.

Funding Arrangements

The plan is unfunded and noncontributory. Benefit claims under the retirement benefits plan obligation are paid directly by the Company when they become due.

Asset-Liability Matching (ALM)

The Company does not perform any ALM study. The Company has no plan assets to match against liabilities under the retirement plan.

Maturity analysis based on a ten (10) year projection of the expected future benefit payments is as follows:

	December 31, 2018				
	Carrying Amount	Contractual Cash Flows	Within 1 Year	Within 1-5 Years	More than 5 Years
Retirement benefits liability	P1,112,907	P1,816,821	P -	P -	P1,816,821

18. Income Taxes

The components of provision for income tax are shown below:

	2018	2017
Current	P245,685,899	P171,220,940
Deferred	-	(412,784)
	P245,685,899	P170,808,156

The current provision for income tax represents regular corporate income tax (RCIT) in both years.

The Company elected to avail of the optional standard deduction (OSD) which is equivalent to 40% of total gross income in 2018 and 2017.

The reconciliation of the provision for income tax computed at the statutory income tax rate and the provision for income tax shown in profit or loss for the years ended December 31 is as follows:

	2018	2017
Income before income tax	P954,936,467	P641,575,372
Provision for income tax at the statutory income tax rate of 30%	P286,480,940	P192,472,611
Additions to (reductions from) income taxes resulting to the tax effects of:		
Availment of optional standard deduction	(163,790,600)	(114,147,292)
Non-deductible expenses	121,692,160	92,368,150
Change in unrecognized deferred income tax asset	2,058,693	-
Interest income subjected to final tax	(719,294)	(234,472)
Derecognition of deferred income tax asset	-	349,159
Provision for income tax	P245,685,899	P170,808,156

The following table shows the amounts of temporary differences for which no deferred income tax asset was recognized because management believes that it is not probable that the tax benefits of these temporary differences will be availed of as the Company intends to continue its availment of the optional standard deduction in the subsequent years:

	2018	2017
Unrealized foreign exchange loss - net	P6,578,977	P3,047,788
Retirement benefits liability	1,112,907	1,500,561
	P7,691,884	P4,548,349

19. Financial Risk and Capital Management Objectives and Policies

Objectives and Policies

The Company's BOD has overall responsibility for the establishment and oversight of the Company's risk management framework. The BOD has delegated to management the responsibility of developing and monitoring the Company's risk management policies.

The Company's risk management policies are established to identify and analyze the risks faced by the Company, to set appropriate risk limits and controls, and to monitor risks and adherence to limits. Risk management policies and systems are reviewed regularly to reflect changes in market conditions and the Company's activities. The Company, through its training and management standards and procedures, aims to develop a disciplined and constructive control environment, in which all employees understand their roles and obligations.

The BOD oversees how management monitors compliance with the Company's risk management policies and procedures and reviews the adequacy of the risk management framework in relation to the risks faced by the Company.

The Company has exposure to the following risks from its use of financial instruments:

- Credit Risk
- Liquidity Risk
- Market Risk

This note presents information about the Company's exposure to each of the above risks, the Company's objectives, policies and processes for measuring and managing risks, and the Company's management of capital.

The Company's overall risk management program seeks to minimize potential adverse effects on the financial performance of the Company. There were no changes in the exposures to each of the above risks and to the Company's objectives, policies and processes for measuring and managing the risk from the previous period. The policies for managing specific risks are summarized below:

Credit Risk

Credit risk represents the risk of loss the Company would incur if credit customers and counterparties fail to perform their contractual obligations. The Company's credit risk arises from the Company's use of its financial assets. Credit risk management involves entering into financial transactions only with counterparties with acceptable credit rating.

The carrying amount of financial assets represents the maximum credit exposure to credit risk as at December 31 as follows:

	Note	2018	2017
Cash in banks	5	P82,180,501	P263,509,726
Trade and other receivables	6	848,714,407	1,053,351,711
Refundable deposits	10	2,145,883	2,037,453
		P933,040,791	P1,318,898,890

As at December 31, 2018 and 2017, the aging per class of financial assets is as follows:

	Neither Past Due nor Impaired	December 31, 2018				Total
		1 to 30 Days	31 to 120 Days	More than 120 Days	Impaired	
Cash in banks	P82,180,501	P -	P -	P -	P -	P82,180,501
Trade and other receivables	743,270,666	104,759,320	614,636	69,785	-	848,714,407
Refundable deposits	2,145,883	-	-	-	-	2,145,883
	P827,597,050	P104,759,320	P614,636	P69,785	P -	P933,040,791

	Neither Past Due nor Impaired	December 31, 2017				Total
		1 to 30 Days	31 to 120 Days	More than 120 Days	Impaired	
Cash in banks	P263,509,726	P -	P -	P -	P -	P263,509,726
Trade and other receivables	833,065,992	184,336,352	35,949,367	-	-	1,053,351,711
Refundable deposits	2,037,453	-	-	-	-	2,037,453
	P1,098,613,171	P184,336,352	P35,949,367	P -	P -	P1,318,898,890

As at December 31, 2018 and 2017, no allowance for impairment losses on trade and other receivables was recognized.

Based on the historical default rates, the Company believes that no impairment allowance is necessary in respect of trade and other receivables that are past due but not impaired because such accounts relate to customers that have good payment records with the Company. On the other hand, the Company believes that no impairment loss is necessary in respect of other financial assets since they are neither past due nor impaired.

The Company's policy is to enter into transactions with a diversity of credit worthy parties to mitigate any significant concentration of credit risk. There is no significant concentration of credit risk within the Company.

As at December 31, 2018 and 2017, the Company does not expect any counterparty, other than trade customers, to fail in meeting its obligations, thus, related risk is deemed to be insignificant.

Credit Quality

In monitoring and controlling credit extended to counterparty, the Company adopts a comprehensive credit rating system based on financial and non-financial assessments of its customers. Financial factors being considered comprised of the financial standing of the customer while the non-financial aspects include but are not limited to the assessment of the customer's nature of business, management profile, industry background, payment habit and both present and potential business dealings with the Company.

The credit quality of the Company's financial assets that are neither past due nor impaired as at December 31, 2018 and 2017 are as follows:

	December 31, 2018			
	High Grade	Standard Grade	Substandard Grade	Total
Cash in banks	P82,180,501	P -	P -	P82,180,501
Trade and other receivables	743,270,666	-	-	743,270,666
Refundable deposits	2,145,883	-	-	2,145,883
Total	P827,597,050	P -	P -	P827,597,050

	December 31, 2017			
	High Grade	Standard Grade	Substandard Grade	Total
Cash in banks	P263,509,726	P -	P -	P263,509,726
Trade and other receivables	833,065,992	-	-	833,065,992
Refundable deposits	2,037,453	-	-	2,037,453
Total	P1,098,613,171	P -	P -	P1,098,613,171

The Company assessed the credit quality of the following financial assets that are neither past due nor impaired as follows:

- Cash in banks were assessed as high grade since these are deposited in reputable banks with a good credit standing, which have a low profitability of insolvency and can be withdrawn anytime. The credit quality of these financial assets is considered to be high grade.
- Trade and other receivables and refundable deposits were assessed as high grade since these have a high probability of collection and there is no history of default.

Expected Credit Loss Assessment as at December 31, 2018

The Company allocates each exposure to a credit risk on data that are determined to be predictive of the risk of loss (including but not limited to external ratings, audited financial assets, management accounts and cash flow projections and available press information about customers) and applying expected credit judgment. Credit risk grades are defined using qualitative and quantitative factors that are indicative of the risk of default.

Exposures within each credit risk grade are assessed based on delinquency and actual credit loss experience. The Company considered both historical loss rate and forward-looking assumptions. The Company assessed that the impact of forward-looking assumption is immaterial.

Liquidity Risk

Liquidity risk is the risk that the Company will not be able to meet its financial obligations as they fall due. The Company manages liquidity risk by maintaining a balance between continuity of funding and flexibility in operations. Treasury controls and procedures are in place to ensure that sufficient cash is maintained to cover daily operational and working capital requirements, as well as capital expenditures and loan payments. Management closely monitors the Company's future and contingent obligations and sets up required cash reserves as necessary in accordance with internal requirements.

The following are contractual maturities of financial liabilities as at December 31:

	December 31, 2018			
	Carrying Amount	Contractual Cash Flows	1 Year or Less	More than 1 Year
Financial Liabilities				
Trade and other payables*	P578,420,679	P578,420,679	P578,420,679	P -
Notes payable	353,000,000	355,958,250	355,958,250	-
Advances from a Stockholder	659,500,000	685,880,000	685,880,000	-
Dividends payable	200,000,000	200,000,000	200,000,000	-
Total	P1,790,920,679	P1,820,258,929	P1,820,258,929	P -

*Excluding statutory obligations amounting to P3,900,026.

	December 31, 2017			
	Carrying Amount	Contractual Cash Flows	1 Year or Less	More than 1 Year
Financial Liabilities				
Trade and other payables*	P160,873,777	P160,873,777	P160,873,777	P -
Notes payable	700,000,000	706,412,847	706,412,847	-
Advances from Parent Company	234,000,000	238,212,000	238,212,000	-
Dividends payable	100,000,000	100,000,000	100,000,000	-
Total	P1,194,873,777	P1,205,498,624	P1,205,498,624	P -

*Excluding statutory obligations and Output VAT amounting to P22,844,236.

It is not expected that the cash flows included in the maturity analysis could occur significantly earlier, or at significantly different amounts.

Market Risk

Market risk is the risk that changes in market prices, such as foreign exchange rates, interest rates and other market prices will affect the Company's income or the value of its holdings of financial instruments. The objective of market risk management is to manage and control market risk exposures within acceptable parameters, while optimizing the return. The Company is subject to various risks, including foreign currency risk and interest rate risk.

Interest Rate Risk

Interest rate risks is the risk that future cash flows from a financial instrument (cash flow interest rate risk) or its fair value (fair value interest rate risk) will fluctuate because of changes in market interest rates.

The Company's exposure to the risk for changes in market interest rates relates mainly to the Company's notes payable, advances from a stockholder and advances from Parent Company. The Company manages this risk by transacting its loans either with short-term maturities or with fixed interest rates. Accordingly, management believes that the Company does not have significant interest rate risk.

Foreign Currency Risk

Foreign currency risk is the risk that the fair value or future cash flows of a financial instrument will fluctuate because of changes in foreign exchange rates. The Company's exposure to foreign currency risk relates primarily to the Company's foreign currency-denominated monetary assets and monetary liabilities. The currencies in which these transactions are primarily denominated are in United States dollar (USD), Singaporean dollar (SGD) and Euro (EUR).

The following table shows the Company's foreign currency-denominated monetary assets and monetary liabilities and their Philippine peso (PHP) equivalents as at December 31:

	December 31, 2018			PHP Equivalent
	USD	SGD	EUR	
Foreign currency - denominated monetary assets				
Cash	41,406	-	-	2,183,099
Trade receivables	1,658,325	-	-	87,433,551
	1,699,731	-	-	89,616,650
Foreign currency - denominated monetary liabilities				
Trade payable	(165,970)	(21,100)	(7,868,164)	(484,099,184)
Net foreign currency - denominated monetary assets (liabilities)	1,533,761	(21,100)	(7,868,164)	(394,482,534)

	December 31, 2017			PHP Equivalent
	USD	SGD	EUR	
Foreign currency - denominated monetary assets				
Cash	206,431	-	-	10,307,120
Trade receivables	3,289,798	-	-	164,259,589
	3,496,229	-	-	174,566,709
Foreign currency - denominated monetary liabilities				
Trade payable	-	(35,406)	(466,798)	(29,148,710)
Net foreign currency - denominated monetary assets (liabilities)	3,496,229	(35,406)	(466,798)	145,417,999

In translating the foreign currency-denominated monetary assets and monetary liabilities into Philippine peso amounts, the significant exchange rates applied are as follows:

	2018	2017
USD	52.72	49.93
SGD	38.47	37.32
EUR	60.31	59.61

The following table demonstrates sensitivity of cash flows due to changes in foreign exchange rates with all variables held constant.

December 31, 2018		
	Percentage Increase in Foreign Exchange Rates	Effect in Income before Income Tax
USD	6%	P4,851,593 increase
SGD	3%	24,352 decrease
EUR	2%	9,490,579 decrease

December 31, 2017		
	Percentage Increase in Foreign Exchange Rates	Effect in Income before Income Tax
USD	5%	P8,728,336 increase
SGD	7%	92,495 decrease
EUR	9%	2,504,325 decrease

Changes in foreign exchange rates are based on the average of the banks' forecasted closing exchange rates during the first quarter of the following calendar year. A movement in the opposite direction would increase/decrease income before income tax by the same amount, on the basis that all other variables remains constant.

Capital Risk Management

The primary objective of the Company's capital management is to ensure that it maintains a strong credit rating and healthy capital ratios in order to support its businesses and maximize shareholder value.

The Company manages its capital structure and makes adjustments, in the light of changes in economic conditions. To maintain or adjust the capital structure, the Company may pay-off existing debts, return capital to stockholders or issue new shares.

The Company defines capital as paid-in capital stock and retained earnings.

There were no changes in the Company's approach to capital management during the year.

The Chief Financial Officer has the overall responsibility for monitoring of capital in proportion to risk. Profiles for capital ratios are set in the light of changes in the Company's external environment and the risks underlying the Company's business operations and industry.

The Company is not subject to externally-imposed capital requirements.

20. Fair Values of Financial Instruments

Cash, Trade and Other Receivables, Trade and Other Payables, Advances from a Stockholder, Advances from Parent Company, Notes Payable and Dividends Payable

The carrying amounts approximate fair values primarily due to the relatively short-term maturities of these financial instruments.

Refundable Deposits

The carrying amount of refundable deposit approximates its fair values as the impact of discounting is not significant.

21. Note to Statements of Cash Flows

Reconciliation of movements of liabilities to cash flows arising from financing activities are as follows:

	December 31, 2018				
	Notes Payable	Accrued Interests	Advances from a Stockholder and Parent Company	Dividends Payable	Total
Balances at beginning of year	P700,000,000	P940,732	P234,000,000	P100,000,000	P1,034,940,732
Payments of:					
Advances from Parent Company	-	-	(234,000,000)	-	(234,000,000)
Notes payable	(700,000,000)	-	-	-	(700,000,000)
Interest	-	(10,251,527)	-	-	(10,251,527)
Proceeds from availment of:					
Notes payable	353,000,000	-	-	-	353,000,000
Advances from a stockholder	-	-	659,500,000	-	659,500,000
Interest expense	-	13,445,517	-	-	13,445,517
Dividends declared	-	-	-	100,000,000	100,000,000
	(347,000,000)	3,193,990	425,500,000	100,000,000	181,693,990
Balances at end of year	P353,000,000	P4,134,722	P659,500,000	P200,000,000	P1,216,634,722

	December 31, 2017				
	Notes Payable	Accrued Interests	Advances from a Stockholder and Parent Company	Dividends Payable	Total
Balances at beginning of year	P175,000,000	P -	P524,000,000	P -	P699,000,000
Payments to:					
Advances from Parent Company	-	-	(290,000,000)	-	(290,000,000)
Notes payable	(175,000,000)	-	-	-	(175,000,000)
Interest	-	(6,808,362)	-	-	(6,808,362)
Proceeds from availment of:					
Notes payable	700,000,000	-	-	-	700,000,000
Interest expense	-	7,749,094	-	-	7,749,094
Dividends declared	-	-	-	100,000,000	100,000,000
	525,000,000	940,732	(290,000,000)	100,000,000	335,940,732
Balances at end of year	P700,000,000	P940,732	P234,000,000	P100,000,000	P1,034,940,732

**22. Supplementary Information Required by the Bureau of Internal Revenue (BIR)
Based on Revenue Regulations No.15-2010**

In addition to the disclosures mandated under PFRS, and such other standards and/or conventions as may be adopted, companies are required by the BIR to provide in the notes to financial statements, certain supplementary information for the taxable year. The amounts relating to such supplementary information may not necessarily be the same with those amounts disclosed in the financial statements which were prepared in accordance with PFRS. The following is the supplementary information required for the taxable year ended December 31, 2018:

a. VAT

Output VAT	P624,540,780
Account title used:	
Basis of the Output VAT:	
Vatable sales	P5,180,043,232
Sale to government	24,463,267
Zero-rated sales	85,922,459
Exempt sales	1,418,656
	P5,291,847,614
Input VAT	
Beginning of the year	P -
Current year's domestic purchases:	
a. Goods other than capital goods	91,797,291
b. Services lodged under other accounts	27,449,324
VAT on importations	569,073,553
VAT payments and other adjustments	27,322,863
VAT credits used	(624,540,780)
Balance at the end of the year	P91,102,251

b. Customs Duties and Tariff Fees:

Landed cost of imports	P4,742,279,612
Customs duties paid or accrued	334,098,708
	P5,076,378,320

c. Excise Taxes

Imported excisable items:	
a. Spirits	P1,272,816,415
b. Wines	12,908,666
	P1,285,725,081

d. Documentary Stamp Tax

***Documentary stamp tax paid during the year
recognized under "Taxes and licenses" account
under Operating Expenses***

On loan instruments	P5,921,455
On others	789,571
	P6,711,026

e. Withholding Taxes

Expanded withholding taxes	P14,152,256
Tax on compensation and benefits	1,246,354
	P15,398,610

f. All Other Taxes (Local and National)

***Other taxes paid during the year recognized under
"Taxes and licenses" account under Operating
Expenses***


License and permit fees	P3,810,755
Others	177,621
	P3,988,376

g. Tax Cases and Assessment

As at December 31, 2018, the Company has no pending tax cases nor has received tax assessments notices from the BIR.

Information on tariff fees, paid or accrued, are not applicable since the Company did not enter into transaction which will result to payment or accrual of such taxes.

"ANNEX B-5"



Responsibilities of Management and Those Charged With Governance for the Financial Statements

Management is responsible for the preparation and fair presentation of the financial statements in accordance with PFRS, and for such internal control as management determines is necessary to enable the preparation of financial statements that are free from material misstatement, whether due to fraud or error.

In preparing the financial statements, management is responsible for assessing the Company's ability to continue as a going concern, disclosing, as applicable, matters related to going concern and using the going concern basis of accounting unless management either intends to liquidate the Company or to cease its operations, or has no realistic alternative but to do so.


Those charged with governance are responsible for overseeing the Company's financial reporting process.

Auditors' Responsibilities for the Audit of the Financial Statements

Our objectives are to obtain reasonable assurance about whether the financial statements as a whole are free from material misstatement, whether due to fraud or error, and to issue an auditors' report that includes our opinion. Reasonable assurance is a high level of assurance, but is not a guarantee that an audit conducted in accordance with PSA will always detect a material misstatement when it exists. Misstatements can arise from fraud or error and are considered material if, individually or in the aggregate, they could reasonably be expected to influence the economic decisions of users taken on the basis of these financial statements.

As part of an audit in accordance with PSA, we exercise professional judgment and maintain professional skepticism throughout the audit. We also:

- Identify and assess the risks of material misstatement of the financial statements, whether due to fraud or error, design and perform audit procedures responsive to those risks, and obtain audit evidence that is sufficient and appropriate to provide a basis for our opinion. The risk of not detecting a material misstatement resulting from fraud is higher than for one resulting from error, as fraud may involve collusion, forgery, intentional omissions, misrepresentations, or the override of internal control.
- Obtain an understanding of internal control relevant to the audit in order to design audit procedures that are appropriate in the circumstances, but not for the purpose of expressing an opinion on the effectiveness of the Company's internal control.
- Evaluate the appropriateness of accounting policies used and the reasonableness of accounting estimates and related disclosures made by management.
- Conclude on the appropriateness of management's use of the going concern basis of accounting and, based on the audit evidence obtained, whether a material uncertainty exists related to events or conditions that may cast significant doubt on the Company's ability to continue as a going concern. If we conclude that a material uncertainty exists, we are required to draw attention in our auditors' report to the related disclosures in the financial statements or, if such disclosures are inadequate, to modify our opinion. Our conclusions are based on the audit evidence furnished up to the date of our auditors' report. However, future events or conditions may cause the Company to cease to continue as a going concern.





- Evaluate the overall presentation, structure and content of the financial statements, including the disclosures, and whether the financial statements represent the underlying transactions and events in a manner that achieves fair presentation.

We communicate with those charged with governance regarding, among other matters, the planned scope and timing of the audit and significant audit findings, including any significant deficiencies in internal control that we identify during our audit.

Report on the Supplementary Information Required Under Revenue Regulations No. 15-2010 of the Bureau of Internal Revenue

Our audit was conducted for the purpose of forming an opinion on the basic financial statements taken as a whole. The supplementary information in Note 21 to the financial statements is presented for purposes of filing with the Bureau of Internal Revenue and is not a required part of the basic financial statements. Such supplementary information is the responsibility of management. The supplementary information has been subjected to the auditing procedures applied in our audit of the basic financial statements. In our opinion, the supplementary information is fairly stated, in all material respects, in relation to the basic financial statements taken as a whole.

R.G. MANABAT & CO.

Maria Arlene C. Yu
MARIA ARLEENE C. YU

Partner

CPA License No. 0108855

Tax Identification No. 225-068-761

BIR Accreditation No. 08-002511-041-2018


Issued February 6, 2018, valid until February 5, 2021

PTR No. 6615158MD


Issued January 3, 2018 at Makati City

April 26, 2018

Makati City, Metro Manila




MONTOSCO, INC.
(A Wholly-owned Subsidiary of Cosco Capital, Inc.)
STATEMENTS OF FINANCIAL POSITION



		December 31	
	<i>Note</i>	2017	2016
ASSETS			
Current Assets			
Cash and cash equivalents	4	P263,925,726	P341,419,540
Trade and other receivables	5	1,053,351,711	853,925,392
Inventories	6	1,262,556,953	1,475,118,002
Prepaid expenses and other current assets	7	427,302,948	89,375,851
Total Current Assets		3,007,137,338	2,759,838,785
Noncurrent Assets			
Property and equipment - net	8	5,096,872	5,488,080
Refundable deposits	9	2,037,453	3,234,729
Total Noncurrent Assets		7,134,325	8,722,809
		P3,014,271,663	P2,768,561,594
LIABILITIES AND EQUITY			
Current Liabilities			
Trade and other payables	10	P183,718,013	P608,353,931
Advances from Parent Company - current	12	234,000,000	290,000,000
Notes payable	11	700,000,000	175,000,000
Income tax payable		60,764,797	96,118,807
Dividends payable	13	100,000,000	-
Total Current Liabilities		1,278,482,810	1,169,472,738
Noncurrent Liabilities			
Retirement benefits liability	16	1,550,561	1,204,996
Advances from Parent Company - noncurrent	12	-	234,000,000
Deferred income tax liability - net	17	-	400,444
Total Noncurrent Liabilities		1,550,561	235,605,440
Total Liabilities		1,280,033,371	1,405,078,178
Equity			
Capital stock	13	750,000,000	210,000,000
Stock dividends distributable	13	-	540,000,000
Retained earnings	13	984,279,425	613,512,209
Accumulated remeasurements on retirement benefits		(41,133)	(28,793)
Total Equity		1,734,238,292	1,363,483,416
		P3,014,271,663	P2,768,561,594

See Notes to the Financial Statements.



(y ry p)

()





(y ry p)

() () ()

p y - - - () ()

- - ()

p y - - - () ()

- -


g y - () - ()

-

MONTOSCO, INC.
(A Wholly-owned Subsidiary of Cosco Capital, Inc.)
STATEMENTS OF CASH FLOWS

		Years Ended December 31	
	Note	2017	2016
CASH FLOWS FROM OPERATING ACTIVITIES			
Income before income tax		P641,575,372	P501,925,926
Adjustments for:			
Interest expense	11, 12	7,749,094	12,335,226
Unrealized foreign exchange loss (gain) - net		3,047,788	(2,539,807)
Depreciation and amortization	8	2,793,476	1,850,926
Retirement benefits costs	16	345,565	1,163,863
Interest income	4	(781,573)	(349,956)
Operating income before working capital changes		654,729,722	514,386,178
Decrease (increase) in:			
Trade and other receivables		(202,602,216)	(135,961,135)
Inventories		212,561,049	137,540,203
Prepaid expenses and other current assets		(337,927,097)	(71,258,225)
Refundable deposits		1,197,276	(1,516,990)
Increase (decrease) in trade and other payables		(425,456,548)	470,935,642
Cash generated from (absorbed by) operations		(97,497,814)	914,125,673
Income taxes paid		(206,574,950)	(104,720,277)
Interest paid		(6,808,362)	(10,978,466)
Interest received		781,573	349,956
Net cash provided by (used in) operating activities		(310,099,553)	798,776,886
CASH FLOWS FROM AN INVESTING ACTIVITY			
Additions to property and equipment	8	(2,402,268)	(5,367,691)
CASH FLOWS FROM FINANCING ACTIVITIES			
Payments to:			
Advances from Parent Company		(290,000,000)	(486,297,220)
Notes payable		(175,000,000)	(239,000,000)
Cash dividends paid		-	(50,000,000)
Proceeds from availment of notes payable		700,000,000	175,000,000
Net cash provided by (used in) financing activities		235,000,000	(600,297,220)
EFFECT OF EXCHANGE RATE CHANGES ON CASH AND CASH EQUIVALENTS			
		8,007	32,030
NET INCREASE (DECREASE) IN CASH AND CASH EQUIVALENTS		(77,493,814)	193,144,005
CASH AND CASH EQUIVALENTS AT BEGINNING OF YEAR		341,419,540	148,275,535
CASH AND CASH EQUIVALENTS AT END OF YEAR		P263,925,726	P341,419,540

See Notes to the Financial Statements



MONTOSCO, INC.
(A Wholly-owned Subsidiary of Cosco Capital, Inc.)

NOTES TO THE FINANCIAL STATEMENTS

1. Reporting Entity

Montosco, Inc. (the "Company") was incorporated and registered with the Philippine Securities and Exchange Commission (SEC) on August 13, 2008. The principal activity of the Company is to engage in the business of trading consumer goods on wholesale or retail basis. The Company started its commercial operations on June 1, 2011.

The Company is a wholly-owned subsidiary of Cosco Capital, Inc. ("Cosco" or "Parent Company"), a company incorporated in the Philippines. Cosco's shares of stock are listed for trading at the Philippine Stock Exchange (PSE).

The Company's registered office address is at the 1501 Federal Tower, Dasmariñas Street, Binondo, Manila.

2. Basis of Preparation

Statement of Compliance

The financial statements have been prepared in accordance with Philippine Financial Reporting Standards (PFRS). PFRS are based on International Financial Reporting Standards (IFRS) issued by the International Accounting Standards Board (IASB). PFRS which are issued by the Philippine Financial Reporting Standards Council (FRSC), consist of PFRS, Philippine Accounting Standards (PAS), and Philippine Interpretations based on the International Financial Reporting Interpretations Committee (IFRIC) interpretations.

The accompanying financial statements as at and for the year ended December 31, 2017 and 2016 of the Company were approved and authorized for issue by the Board of Directors (BOD) on April 26, 2018.

Basis of Measurement

The financial statements have been prepared on the historical cost basis of accounting.

Functional and Presentation Currency

The financial statements are measured using the currency of the primary economic environment in which the Company operates. The financial statements are presented in Philippine peso, which is also the Company's functional currency. All amounts are rounded to the nearest peso, except when otherwise indicated.

Management's Use of Significant Judgments, Estimates and Assumptions

The Company's financial statements prepared in accordance with PFRS require management to exercise judgments, make accounting estimates and use assumptions that affect the application of accounting policies and the amounts reported in the financial statements at the reporting date. However, uncertainty about these estimates and assumptions could result in an outcome that could require a material adjustment to the carrying amount of the affected asset or liability in the future.

Judgments, estimates and assumptions are continually evaluated and are based on historical experience and other factors, including expectations of future events that are believed to be reasonable under the circumstances. Revisions are recognized in the period in which the judgments and estimates are revised and in any future period affected.

Judgments

In the process of applying the Company's accounting policies, management has made the following judgments, apart from those involving estimation, which has the most significant effect on the amounts recognized in the financial statements.

Determination of the Company's Functional Currency

The Company considers factors, including but not limited to, the currency that mainly influences sales prices of its goods and costs of its products. Based on the economic substance of the underlying circumstances relevant to the Company, the functional currency has been determined to be the Philippine peso. It is the currency that mainly influences the Company's operations.

Operating Lease - Company as a Lessee

The Company entered into various lease agreements for its office space and warehouses as a lessee. The Company has determined that the lessors retain all significant risks and rewards of ownership of these properties which are accounted for under operating leases.

Rent expense recognized in the profit or loss amounted to P15,354,658 and P16,484,343 in 2017 and 2016, respectively (see Note 15).

Impairment of Non-financial Assets

The Company assesses, at the end of each reporting period, whether there is any indication that its non-financial assets which pertain to property and equipment are impaired. If any such indication exists, the Company estimates the recoverable amount of these assets. Determining the fair value of these non-financial asset which requires the determination of the future cash flows expected to be generated from the continued use and ultimate disposition of such assets, requires the Company to make estimates and assumptions that can materially affect the financial statements. Future events could cause management to conclude that these assets are impaired. Any resulting impairment loss could have a material adverse impact on the Company's financial position and financial performance. The preparation of the estimated future cash flows involves significant judgment and estimations. While management believes that the assumptions made are appropriate and reasonable, significant changes in management assumptions may materially affect the assessment of recoverable values and may lead to future additional impairment charges under PFRS.

No impairment loss was recognized in 2017 and 2016 for the non-financial assets. The carrying amount of property and equipment as at December 31, 2017 and 2016 amounted to P5,096,872 and P5,488,080 as at December 31, 2017 and 2016, respectively (see Note 8).

Accounting Estimates and Assumptions

The key estimates and assumptions used in the financial statements are based upon management's evaluation of relevant facts and circumstances as of the date of the financial statements. Actual results could differ from such estimates.

Allowance for Impairment Losses on Receivables

The Company maintains an allowance for impairment losses at a level considered adequate to provide for potential uncollectible receivables. The level of this provision is evaluated by management on the basis of factors that affect the collectability of the accounts. These factors include, but are not limited to, the length of the Company's relationship with the debtors, their payment behavior and known market factors. The Company reviews the age and status of receivables, and identified accounts that are to be provided with allowance on a regular basis. The amount and timing of recorded expenses for any period would differ if the Company made different judgments or utilized different methodologies. An increase in allowance for impairment losses would increase the Company's recorded operating expenses and decrease current assets.

The carrying amount of receivables amounted to P1,053,351,711 and P853,925,392 as at December 31, 2017 and 2016, respectively (see Note 5).

Based on evaluation made by the management, no impairment indicator was noted on the Company's receivables in 2017 and 2016.

Determination of Net Realizable Value (NRV) of Inventories

The Company's estimates of the NRV of inventories are based on the most reliable evidence available at the time the estimates are made, of the amount that the inventories are expected to be realized. These estimates consider the inventory obsolescence, physical deterioration, fluctuations of price or cost directly relating to events occurring after the end of the period to the extent that such events confirm conditions existing at the end of the period. A new assessment is made at NRV in each subsequent period. When the circumstances that previously caused inventories to be written down below cost no longer exist or when there is a clear evidence of an increase in NRV because of changes in economic circumstances, the amount of the write-down is reversed so that the new carrying amount is the lower of the cost and the revised NRV.

Management assessed that no allowance to write-down inventories to NRV was necessary as at December 31, 2017 and 2016. The cost of inventories amounted to P1,262,556,953 and P1,475,118,002 as at December 31, 2017 and 2016, respectively (see Note 6).

Evaluating Useful Lives of Property and Equipment

The Company estimates the useful lives of property and equipment based on the period over which these assets are expected to be available for use. The estimated useful lives of property and equipment are reviewed periodically and are updated if expectations differ from previous estimates due to asset utilization, internal technical evaluation, technological changes, environmental and anticipated use of the assets tempered by related industry benchmark information. It is possible that future financial performance could be materially affected by changes in these estimates brought about by changes in the factors mentioned. Any reduction in the estimated useful lives of the property and equipment would increase depreciation and amortization expense and decrease noncurrent assets.

The estimated useful lives of property and equipment are discussed in Note 3 to the financial statements. There is no change in the estimated useful lives of property and equipment in 2017 and 2016.

The carrying amount of property and equipment amounted to P5,096,872 and P5,488,080 as at December 31, 2017 and 2016, respectively (see Note 8).

Estimation of Retirement Benefits Liability and Expense

The cost of defined benefits retirement plans, as well as the present value of the retirement obligation, is determined using actuarial valuations. The actuarial valuations involves making various assumptions. These include the determination of the discount rates, expected rates of return of assets, future salary increases, mortality rates and future pension increases. Due to the complexity of the valuation, the underlying assumptions and its long-term nature, defined benefits obligations are highly sensitive to changes in these assumptions. All assumptions are reviewed at each reporting period.

The Company has retirement benefits liability amounting to P1,550,561 and P1,204,996 as at December 31, 2017 and 2016, respectively (see Note 16).

Recognition of Deferred Income Tax Assets

The Company reviews its deferred income tax assets at each reporting date and reduces the carrying amount to the extent that is no longer probable that sufficient future taxable profits will be available to allow all or part of the deferred income tax assets to be utilized. The Company also reviews the expected timing and tax rates upon reversal of temporary differences and adjusts the impact on deferred income tax accordingly. The Company's assessment on the recognition of deferred income tax assets is based on the forecasted taxable income of the subsequent reporting periods. This forecast is based on the Company's past results and future expectations on revenues and expenses. While the Company believes that its assumptions are appropriate and reasonable, significant changes in these assumptions may materially affect the Company's assessment of the realizability of deferred income tax assets and may lead to future addition to the provision for deferred income tax.

The Company has recognized deferred income tax assets arising from retirement benefits liability amounting to P361,499 as at December 31, 2016 (see Note 17).

3. Summary of Significant Accounting Policies and Financial Reporting Practices

The accounting policies set out below have been applied consistently to all years presented in these financial statements, except for the changes in accounting policies as explained below.

Adoption of Amendments to Standards

The Company has adopted the following relevant and applicable amendments to standards starting January 1, 2017 and accordingly, changed its accounting policies.

- *Disclosure Initiative (Amendments to PAS 7, Statement of Cash Flows).* The amendments address financial statements users' requests for improved disclosures about an entity's net debt relevant to understanding an entity's cash flows. The amendments require entities to provide disclosures that enable users of financial statements to evaluate changes in liabilities arising from financing activities, including both changes arising from cash flows and non-cash changes - e.g. by providing a reconciliation between the opening and closing balances in the statement of financial position for liabilities arising from financing activities.

The Company provided a reconciliation between the opening and closing balances for liabilities arising from financing activities (see Note 20).

- *Recognition of Deferred Tax Assets for Unrealized Losses (Amendments to PAS 12 Income Taxes)*. The amendments clarify that:
 - the existence of a deductible temporary difference depends solely on a comparison of the carrying amount of an asset and its tax base at the end of the reporting period, and is not affected by possible future changes in the carrying amount or expected manner of recovery of the asset;
 - the calculation of future taxable profit in evaluating whether sufficient taxable profit will be available in future periods excludes tax deductions resulting from the reversal of the deductible temporary differences;
 - the estimate of probable future taxable profit may include the recovery of some of an entity's assets for more than their carrying amount if there is sufficient evidence that it is probable that the entity will achieve this; and
 - an entity assesses a deductible temporary difference related to unrealized losses in combination with all of its other deductible temporary differences, unless a tax law restricts the utilization of losses to deduction against income of a specific type.

The following interpretations and amendments to standards are not expected to have impact on the Company's financial statements:

- Annual Improvements to PFRSs 2014 - 2016 Cycle - Clarification of the scope of the standard (*Amendments to PFRS 12, Disclosure of Interests in Other Entities*).

New Standards and Interpretations and Amendments to Standards Not Yet Adopted

A number of new standards and amendments to standards are effective for annual periods beginning after January 1, 2017. However, the Company has not applied the following relevant and applicable new or amended standards in preparing these financial statements.

Effective January 1, 2018

- *PFRS 9, Financial Instruments (2014)*. PFRS 9 (2014) replaces PAS 39, *Financial Instruments: Recognition and Measurement* and supersedes the previously published versions of PFRS 9 that introduced new classifications and measurement requirements (in 2009 and 2010) and a new hedge accounting model (in 2013). PFRS 9 includes revised guidance on the classification and measurement of financial assets, including a new expected credit loss model for calculating impairment, guidance on own credit risk on financial liabilities measured at fair value and supplements the new general hedge accounting requirements published in 2013. PFRS 9 incorporates new hedge accounting requirements that represent a major overhaul of hedge accounting and introduces significant improvements by aligning the accounting more closely with risk management.

The new standard is to be applied retrospectively for annual periods beginning on or after January 1, 2018 with early adoption permitted.

The adoption of PFRS 9 will have no significant impact on the classification and measurement of the Company's financial assets and financial liabilities at January 1, 2018. Further, future adoption of the new hedge accounting requirements will have no effect on the Company's financial statements since the Company has no transactions eligible for hedge accounting. However, the adoption will have an effect on the amount of the Company's credit losses. The management has not yet fully assessed the financial impact of these changes as of date.

- *PFRS 15, Revenue from Contracts with Customers* replaces *PAS 11 Construction Contracts*, *PAS 18 Revenue*, *IFRIC 13 Customer Loyalty Programmes*, *IFRIC 18 Transfer of Assets from Customers* and *SIC-31, Revenue - Barter Transactions Involving Advertising Services*. The new standard introduces a new revenue recognition model for contracts with customers which specifies that revenue should be recognized when (or as) a company transfers control of goods or services to a customer at the amount to which the company expects to be entitled. Depending on whether certain criteria are met, revenue is recognized over time, in a manner that best reflects the company's performance, or at a point in time, when control of the goods or services is transferred to the customer. The standard does not apply to insurance contracts, financial instruments or lease contracts, which fall in the scope of other PFRS. It also does not apply if two companies in the same line of business exchange nonmonetary assets to facilitate sales to other parties. Furthermore, if a contract with a customer is partly in the scope of another PFRS, then the guidance on separation and measurement contained in the other PFRS takes precedence.

The new standard is effective for annual periods beginning on or after January 1, 2018, with early adoption permitted.

The Company has an ongoing assessment of the application of PFRS 15 on the Company's financial statements.

- *Philippine Interpretation IFRIC-22 Foreign Currency Transactions and Advance Consideration*. The interpretation clarifies that the transaction date to be used for translation for foreign currency transactions involving an advance payment or receipt is the date on which the entity initially recognizes the prepayment or deferred income arising from the advance consideration. For transactions involving multiple payments or receipts, each payment or receipt gives rise to a separate transaction date. The interpretation applies when an entity pays or receives consideration in a foreign currency and recognizes a non-monetary asset or liability before recognizing the related item.

The interpretation is effective for annual periods beginning on or after January 1, 2018, with early adoption permitted.

The Company has an ongoing assessment of the application of IFRIC 22 on the Company's financial statements.

Effective January 1, 2019

- *PFRS 16, Leases* supersedes *PAS 17 Leases* and the related Philippine Interpretations. The new standard introduces a single lease accounting model for lessees under which all major leases are recognized on-balance sheet, removing the lease classification test. Lease accounting for lessors essentially remains unchanged except for a number of details including the application of the new lease definition, new sale-and-leaseback guidance, new sub-lease guidance and new disclosure requirements. Practical expedients and targeted reliefs were introduced including an optional lessee exemption for short-term leases (leases with a term of 12 months or less) and low-value items, as well as the permission of portfolio-level accounting instead of applying the requirements to individual leases. New estimates and judgmental thresholds that affect the identification, classification and measurement of lease transactions, as well as requirements to reassess certain key estimates and judgments at each reporting date were introduced.

PFRS 16 is effective for annual periods beginning on or after January 1, 2019. Earlier application is permitted for entities that apply PFRS 15 *Revenue from Contracts with Customers* at or before the date of initial application of PFRS 16.

Future adoption of the standards will result in the recognition of the right-of-use of asset, lease liability and additional disclosures. Management is still evaluating the financial impact of the new standard on the Company's financial statements as of the reporting period.

- *Philippine Interpretation IFRIC-23 Uncertainty over Income Tax Treatments* clarifies how to apply the recognition and measurement requirements in *PAS 12 Income Taxes* when there is uncertainty over income tax treatments. Under the interpretation, whether the amounts recorded in the financial statements will differ to that in the tax return, and whether the uncertainty is disclosed or reflected in the measurement, depends on whether it is probable that the tax authority will accept the Company's chosen tax treatment. If it is not probable that the tax authority will accept the Company's chosen tax treatment, the uncertainty is reflected using the measure that provides the better prediction of the resolution of the uncertainty - either the most likely amount or the expected value. The interpretation also requires the reassessment of judgements and estimates applied if facts and circumstances change - e.g. as a result of examination or action by tax authorities, following changes in tax rules or when a tax authority's right to challenge a treatment expires.

The interpretation is effective for annual periods beginning on or after January 1, 2019. Earlier application is permitted.

The following interpretations to standards are not expected to have impact on the Company's financial statements:

- *Transfers of Investment Property* (Amendments to *PAS 40, Investment Property*);
- *Classification and Measurement of Share-based Payment Transactions* (Amendments to *PFRS 2, Share-based Payment*);
- Applying *PFRS 9* with *PFRS 4, Insurance Contracts* (Amendments to *PFRS 4*);
- Annual Improvements to *PFRS 2014 - 2016 Cycle*:
 - Amendment to *PFRS 1, First-time Adoption of Philippine Financial Reporting Standards* - Deletion of short-term exemptions for first-time adopters; and
 - Amendment to *PAS 28, Investments in Associates and Joint Ventures* - Measuring an associate or joint venture at fair value;

- Prepayment Features with Negative Compensation (Amendments to PFRS 9); and
- Long-term Interests in Associates and Joint Ventures (Amendments to PAS 28).

Financial Instruments

Date of recognition

The Company recognizes a financial asset or a financial liability in the statements of financial position when it becomes a party to the contractual provisions of the instrument. Purchases and sales of financial assets that require delivery of assets within the time frame established by regulation or convention in the marketplace are recognized on the settlement date.

Initial recognition and classification of financial instruments

Financial instruments are recognized initially at fair value. The initial measurement of financial instruments, except for those classified as financial assets at fair value through profit or loss (FVPL), includes transaction costs.

On initial recognition, the Company classifies its financial assets in the following categories: financial assets at FVPL, loans and receivables, held-to-maturity investments and available-for-sale financial assets. The classification depends on the purpose for which the investments are acquired and whether they are quoted in an active market. Financial liabilities on the other hand, are classified into the following categories: financial liabilities at FVPL and other financial liabilities. Management determines the classification of its financial assets and financial liabilities at initial recognition and, where allowed and appropriate, re-evaluates such designation at each reporting date.

Financial instruments are classified as liability or equity in accordance with the substance of the contractual arrangement. Interest, dividends, gains and losses relating to a financial instrument or a component that is a financial liability, are reported as expense or income. Distributions to holders of financial instruments classified as equity are charged directly to equity, net of any related income tax benefits.

As at December 31, 2017 and 2016, the Company's financial assets and financial liabilities consist of cash and cash equivalents, loans and receivables, and other financial liabilities.

'Day 1' Difference

Where the transaction price in a non-active market is different from the fair value from other observable current market transactions in the same instrument or based on a valuation technique whose variables include only data from observable market, the Company recognizes the difference between the transaction price and fair value (a 'Day 1' difference) in profit or loss unless it qualifies for the recognition as some other type of asset. In cases where use is made of data which is not observable, the difference between the transaction price and model value is only recognized in profit or loss when the inputs become observable or when the instrument is derecognized. For each transaction, the Company determines the appropriate method of recognizing the 'Day 1' difference amount.

Loans and Receivables

Loans and receivables are non-derivative financial assets with fixed or determinable payments that are not quoted in an active market. They arise when the Company provides money, goods or services directly to a debtor with no intention of trading the receivables. After initial measurement, loans and receivables are subsequently carried at cost or amortized cost using the effective interest method less any allowance for impairment. Amortized cost is calculated taking into account any discount or premium on acquisition and includes transaction costs and fees that are an integral part of the effective interest rate and transaction costs. Gains and losses are recognized in profit or loss when the loans and receivables are derecognized or impaired, as well as through the amortization process. Loans and receivables are classified as current assets if maturity is within 12 months from the balance sheet date or the normal operating cycle, whichever is longer. Otherwise, these are classified as noncurrent assets.

Cash includes cash on hand and in banks which are stated at face value. Cash equivalents are short-term, highly liquid investments that are readily convertible to known amounts of cash with original maturities of up to three months or less from dates of acquisition and are subject to an insignificant risk of change in value.

As at December 31, 2017 and 2016, the Company's loans and receivables include cash in banks and cash equivalents, trade and other receivables and refundable deposits.

Other Financial Liabilities

This category pertains to financial liabilities that are not held for trading or not designated as at FVPL upon the inception of the liability. These include liabilities arising from operations or borrowings (e.g., payables, accruals). Other financial liabilities are initially recognized at fair value, plus directly attributable transaction costs. After initial recognition, interest-bearing loans and borrowings are subsequently measured at amortized cost using the effective interest method. Gains and losses are recognized in profit or loss when the liabilities are derecognized as well as through the amortization process. Financial liabilities are classified as current, except for maturities greater than twelve months after the reporting date. These are classified as noncurrent liabilities.

As at December 31, 2017 and 2016, the Company's other financial liabilities include trade and other payables (excluding statutory obligations), notes payable, dividends payable and advances from Parent Company.

Impairment of Financial Assets

The Company assesses at each reporting date whether a financial asset or group of financial assets is impaired. A financial asset or group of financial assets is deemed to be impaired if, and only if, there is objective evidence of impairment as a result of one or more events that have occurred after the initial recognition of the asset (an incurred "loss event") and that loss event (or events) has an impact on the estimated future cash flows of the financial asset or group of financial assets that can be reliably estimated. Evidence of impairment may include indications that the contracted parties or group of contracted parties is experiencing significant financial difficulty, default or delinquency in interest or principal payments, the probability that they will enter bankruptcy or other financial reorganization, and where observable data indicate that there is measurable decrease in the estimated future cash flows, such as changes in arrears or economic conditions that correlate with defaults.

Loans and Receivables

The Company first assesses whether objective evidence of impairment exists individually for financial assets that are individually significant or collectively for financial assets that are not individually significant. If there is objective evidence that an impairment loss on loans and receivables carried at amortized cost has been incurred, the amount of loss is measured as a difference between the asset's carrying amount and the present value of estimated future cash flows (excluding future credit losses that have not been incurred) discounted at the financial asset's original effective interest rate (i.e., the effective interest rate computed at initial recognition). The carrying amount of the asset shall be reduced through the use of an allowance account, and the amount of the loss shall be recognized in profit or loss.

If it is determined that no objective evidence of impairment exists for an individually assessed financial asset, whether significant or not, the asset is included in the group of financial assets with similar credit risk characteristics and that group of financial assets is collectively assessed for impairment. Assets that are individually assessed for impairment and for which an impairment loss is or continues to be recognized are not included in a collective assessment of impairment.

Loans and receivables, together with the related allowance, are written off when there is no realistic prospect of future recovery and all collateral has been realized. If, in subsequent period, the amount of the impairment loss decreases and the decrease can be related objectively to an event occurring after the impairment was recognized, the previously recognized impairment loss is reversed. Any subsequent reversal of an impairment loss is recognized in profit or loss, to the extent that the carrying amount of the asset does not exceed its amortized cost at the reversal date.

Derecognition of Financial Assets and Financial Liabilities

Financial Assets

A financial asset (or, where applicable a part of a financial asset or part of a group of similar financial assets) is derecognized where:

- the rights to receive cash flows from the asset have expired;
- the Company retains the right to receive cash flows from the asset, but has assumed an obligation to pay them in full without material delay to a third party under a "pass-through" arrangement; or
- the Company has transferred its rights to receive cash flows from the asset and either: (a) has transferred substantially all the risks and rewards of the asset; or (b) has neither transferred nor retained substantially all the risks and rewards of the asset, but has transferred control of the asset.

Where the Company has transferred its right to receive cash flows from an asset or has entered into a "pass-through" arrangement, and has neither transferred nor retained substantially all the risks and rewards of the asset nor transferred control of the asset, the asset is recognized to the extent of the Company's continuing involvement in the asset. Continuing involvement that takes the form of a guarantee over the transferred asset is measured at the lower of the original carrying amount of the asset and the maximum amount of consideration that the Company could be required to repay.

Financial Liabilities

A financial liability is derecognized when the obligation under the liability is discharged, cancelled or has expired.

Where an existing financial liability is replaced by another from the same lender on substantially different terms, or the terms of an existing liability are substantially modified, such an exchange or modification is treated as a derecognition of the original liability and the recognition of a new liability, and the difference in the respective carrying amounts is recognized in profit or loss.

Offsetting Financial Instruments

Financial assets and financial liabilities are offset and the net amount reported in the statements of financial position if, and only if, there is a currently enforceable legal right to offset the recognized amounts and there is an intention to settle on a net basis, or to realize the asset and settle the liability simultaneously. This is not generally the case with master netting agreements, and the related assets and liabilities are presented gross in the statements of financial position.

Fair Value Measurement

Fair value is the price that would be received to sell an asset or paid to transfer a liability in an orderly transaction between market participants at the measurement date. The fair value measurement is based on the presumption that the transaction to sell the asset or transfer the liability takes place either in the principal market for the asset or liability, or in the absence of a principal market, in the most advantageous market for the asset or liability. The principal or the most advantageous market must be accessible to the Company.

The fair value of an asset or a liability is measured using the assumptions that the market participants would use when pricing the asset or liability, assuming that the market participants act in their economic best interest.

All assets and liabilities for which fair value is measured or disclosed in the financial statements are categorized within the fair value hierarchy, described as follows, based on the lowest level input that is significant to the fair value measurement as a whole:

- Level 1 - Quoted prices (unadjusted) in active markets for identical assets or liabilities.
- Level 2 - Inputs other than quoted prices included within Level 1 that are observable for the asset or liability, or either directly or indirectly; and or liability.
- Level 3 - Inputs for the asset or liability that are based on observable market data.

For assets and liabilities that are recognized in the financial statements on a recurring basis, the Company determines whether transfers have occurred between Levels in the hierarchy by reassessing categorization (based on the lowest level input that is significant to the fair value measurement as a whole) at the end of each reporting period.

For the purpose of fair value disclosures, the Company has determined classes of assets and liabilities on the basis of the nature, characteristics and risks of the asset or liability and the level of the fair value hierarchy as explained above.

As at December 31, 2017 and 2016, no financial asset or liability was recognized at fair value. The Company has no other assets or liabilities with recurring and non-recurring fair value measurements.

Inventories

Inventories, which consist of wines and spirits, are valued at the lower of cost and net realizable value (NRV). Cost is comprised of purchase price, expenditure incurred in acquiring the inventories and other costs incurred in bringing them to their present location and condition. Cost is determined using the first-in, first-out method.

NRV represents the estimated selling price less costs to be incurred in marketing, selling and distribution. In determining the NRV, the Company considers any adjustment necessary to write-down inventories to NRV for slow-moving and near expiry products based on physical inspection and management evaluation.

Property and Equipment

Property and equipment are stated at cost less accumulated depreciation and amortization and any impairment in value. The initial cost of items of property and equipment consists of its purchase price, including import duties and any directly attributable costs of bringing the asset to its working condition and location for its intended use. Expenditures incurred after the fixed assets have been put into operation, such as repairs and maintenance and overhaul costs, are normally charged to profit or loss in the period the costs are incurred. In situations where it can be clearly demonstrated that the expenditures have resulted in an increase in the future economic benefits expected to be obtained from the use of an item of property and equipment beyond its originally assessed standard of performance, the expenditures are capitalized as an additional cost of the item of property and equipment.

Depreciation and amortization are computed on a straight-line basis over the estimated useful lives of the assets as follows:

	Number of Years
Transportation and delivery equipment	5
Leasehold improvements	3 or lease term, whichever is shorter
Furniture and fixtures	2
Office equipment	2

Depreciation and amortization of an item of property and equipment begins when it becomes available for use, i.e., when it is in the location and condition necessary for it to be capable of operating in the manner intended by management. Depreciation or amortization ceases at the earlier of the date that the item is classified as held for sale (or included in a disposal group that is classified as held for sale) in accordance with PFRS 5, *Noncurrent Assets Held for Sale and Discontinued Operations*, and the date the asset is derecognized.

The estimated useful lives and depreciation and amortization method are reviewed periodically to ensure that the periods and method of depreciation and amortization are consistent with the expected pattern of economic benefits from items of property and equipment.

Fully depreciated assets are retained in the accounts until they are no longer in use and no further depreciation is recognized in the profit or loss. When assets are retired or otherwise disposed of, the cost and the related accumulated depreciation and amortization and any impairment in value are removed from the accounts and any resulting gain or loss is recognized in profit or loss.

Borrowing Costs

Borrowing costs are capitalized if they are directly attributable to the acquisition, construction or production of a qualifying asset. The capitalization of borrowing costs: (i) commences when the activities to prepare the asset are in progress and expenditures and borrowing costs are being incurred; (ii) is suspended during the extended periods in which active development, improvement and construction of the assets are interrupted; and (iii) ceases when substantially all the activities necessary to prepare the assets are completed. If the resulting carrying amount of the asset exceeds its recoverable amount, an impairment loss is recorded. Borrowing costs include interest charges and other costs incurred in connection with the borrowing of funds.

Other borrowing costs are recognized as expense in the period in which they are incurred.

Impairment of Non-financial Assets

The Company assesses, at end of each reporting period, whether there is indication that its non-financial assets which is property and equipment, may be impaired. If any such indication exists and where the carrying amount exceeds the estimated recoverable amount, the assets or the cash generating unit (CGU) are written down to their recoverable amounts. The recoverable amount of the non-financial assets is the greater of fair value less cost to sell and value-in-use. The fair value less cost to sell is the price that would be received to sell an asset in an ordinary transaction between market participants less cost to sell. In assessing value-in-use, the estimated future cash flows are discounted to their present value using a pre-tax discount rate that reflects current market assessments of the time value of money and the risks specific to the asset. For an asset that does not generate largely independent cash inflows, the recoverable amount is determined for the CGU to which the asset belongs. Impairment losses, if any, are recognized in profit or loss in those expense categories consistent with the function of the impaired asset.

A previously recognized impairment loss is reversed only if there has been a change in the estimates used to determine the asset's recoverable amount since the last impairment loss was recognized. If that is the case, the carrying amount of the asset is increased to its recoverable amount. The increase amount cannot exceed the carrying amount that would have been determined, net of depreciation and amortization, had no impairment loss been recognized for the asset in prior years. Such reversal is recognized unless the asset is carried at revalued amount, in which case the reversal is treated as a revaluation increase. After such a reversal, the depreciation and amortization charge are adjusted in future periods to allocate the asset's revised carrying amount on a systemic basis over its remaining useful life.

Capital Stock

Common stock is classified as equity. The proceeds from the issuance of common stock are presented in equity as capital stock to the extent of the par value of the issued and outstanding shares.

Retained Earnings

Retained earnings represent the cumulative balance of periodic net income or loss, dividend contributions, correction of prior year errors, effect of changes in accounting policy and other capital adjustments.

Dividends on Common Stock

Cash dividends on common stock are recognized as liability and deducted from equity when approved by the BOD of the Company. Stock dividends are distribution of earnings in the form of Company shares. When the stock dividends are declared, the amount of stock dividends are treated as transfers from retained earnings to common stock.

Dividends for the year that are approved after the reporting date are dealt with as an event after the reporting date.

Revenue Recognition

Revenue is recognized to the extent that it is probable that the economic benefits will flow to the Company and the amount of revenue can be reliably measured. The following specific recognition criteria must also be met before revenue is recognized:

Sales of Goods

Revenue from the sale of goods is measured at the fair value of the consideration received or receivable, net of value-added tax (VAT), returns, discounts, and rebates. Revenue is recognized when the significant risks and rewards of ownership have been transferred to the buyer, recovery of the consideration is probable, the associated costs and possible return of goods can be estimated reliably, and there is no continuing involvement with the goods. Transfer of risks and rewards of ownership coincide with the delivery of the products to the customers, under normal credit terms.

Interest Income

Interest income is recognized as it accrues, taking into account the effective yield on the asset.

Commission Income

Commission income is recognized as income at the same time as the costs are incurred which generally coincides upon performance of service.

Cost and Expense Recognition

Cost of goods sold is recognized when goods are shipped to the buyer. Expenses are recognized upon utilization of services or at the date they are incurred.

Expenses are also recognized when a decrease in future economic benefit related to a decrease in an asset or an increase in a liability that can be measured reliably has arisen. Expenses are recognized on the basis of a direct association between costs incurred and the earning of specific items of income; on the basis of systematic and rational allocation procedures when economic benefits are expected to arise over several accounting periods and the association can only be broadly or indirectly determined; or immediately when an expenditure produces no future economic benefits or when, and to the extent that future economic benefits do not qualify, or cease to qualify, for recognition as an asset.

Employee Benefits

Short-term Employee Benefits

Short-term employee benefits are expensed as the related service is provided. A liability is recognized for the amount expected to be paid if the Company has a present legal or constructive obligation to pay this amount as a result of the past service provided by the employee and the obligation can be estimated reliably.

—

Income Taxes

Current Income Tax

Current income tax assets and liabilities for the current and prior periods are measured at the amount expected to be recovered from or paid to the taxation authorities. The tax rates and tax laws used as basis to compute the amount are those that have been enacted or substantively enacted at the reporting date.

Deferred Income Tax

Deferred income tax is provided, using the balance sheet liability method, on all temporary differences at the reporting date between the tax bases of assets and liabilities and their carrying amounts for financial reporting purposes.

Deferred income tax liabilities are recognized for all taxable temporary differences. Deferred income tax assets are recognized for all deductible temporary differences, to the extent that it is probable that sufficient future taxable profits will be available against which the deductible temporary can be utilized.

The carrying amount of deferred income tax assets is reviewed at each reporting date and reduced to the extent that it is no longer probable that sufficient future taxable profits will be available to allow all or part of the deferred income tax assets to be utilized.

Deferred income tax assets and deferred income tax liabilities are measured at the tax rates that are expected to apply to the year when the asset is realized or the liability is settled, based on tax rates and tax laws that have been enacted or substantively enacted at the reporting date.

Deferred income tax assets and deferred income tax liabilities are offset, if a legally enforceable right exists to offset current income tax assets against current income tax liabilities and the deferred income taxes relate to the same taxable entity and the same taxation authority.

Deferred income tax relating to items recognized directly in equity is recognized in other comprehensive income. Deferred income tax items are recognized in correlation to the underlying transaction either in other comprehensive income or directly in equity.

Value-added Tax (VAT)

Revenues, expenses and assets are recognized net of the amount of VAT, except:

- where the VAT incurred on a purchase of assets or services is not recoverable from the taxation authority, in which case the VAT is recognized as part of the cost of acquisition of the asset or as part of the expense item as applicable; and
- receivables and payables that are stated with the amount of VAT included.

The net amount of tax recoverable from, or payable to, the taxation authority is included as part of "Prepaid expenses and other current assets" or "Trade and other payables" in the statements of financial position.

Related Party Transactions and Relationships

Related party relationships exist when the party has the ability to control, directly or indirectly, through one or more intermediaries, or exercise significant influence over the other party in making financial and operating decisions. Such relationships also exist between and/or among entities which are under common control with the reporting entity and its key management personnel, directors or stockholders. In considering each possible related party relationship, attention is directed to the substance of the relationship, and not merely to the legal form. Related parties may be individual or corporate entities.

Foreign Currency Transactions and Translation

Transactions in currencies other than Philippine peso are recorded at the rates of exchange prevailing on the dates of the transactions. Outstanding monetary assets and liabilities denominated in foreign currencies are translated using the closing exchange rate at the reporting date. All differences are taken to profit or loss. Non-monetary items that are measured in terms of historical cost in a foreign currency are translated using the exchange rates as at the dates of the initial transactions.

Provisions

Provisions are recognized when the Company has a present obligation (legal or constructive) as a result of a past event, it is probable (i.e., more likely than not) that an outflow of resources embodying economic benefits will be required to settle the obligation, and a reliable estimate can be made of the amount of the obligation. Where the Company expects some or all of the provision to be reimbursed, the reimbursement is recognized as a separate asset, but only when the reimbursement is virtually certain. The expense relating to any provision is presented in profit or loss, net of reimbursement. If the effect of the time value of money is material, provisions are discounted using the current pre-tax rate that reflects, where appropriate, the risks specific to the liability. Where discounting is used, the increase in the provision due to the passage of time is recognized as interest expense. Provisions are reviewed at each reporting date and adjusted to reflect the current best estimate.

Contingencies

Contingent liabilities are not recognized in the financial statements but are disclosed in the notes to the financial statements unless the outflow of resources embodying economic benefits is remote. Contingent assets are not recognized in the financial statements but disclosed in the notes to the financial statements when an inflow of economic benefits is probable.

Events After the Reporting Date

Post year-end events that provide additional information about the Company's position at the reporting date (adjusting events) are recognized in the financial statements. Post year-end events that are not adjusting events are disclosed in the notes to the financial statements when material.

4. Cash and Cash Equivalents

This account consists of:

	Note	2017	2016
Cash on hand		P416,000	P406,800
Cash in banks	18	263,509,726	176,012,740
Cash equivalents	18	-	165,000,000
		P263,925,726	P341,419,540

Cash in banks earns interest at the respective bank deposit rates. Cash equivalents are money market placements made for varying period up to three months, and earn interest at the respective money market placement rate of 1.9% in 2017 and 2016.

Interest income recognized in profit or loss amounted to P781,573 and P349,956 in 2017 and 2016, respectively.

5. Trade and Other Receivables

This account consists of:

	<i>Note</i>	2017	2016
Trade			
Third parties		P765,425,643	P729,945,140
Related parties	12a	284,419,163	116,338,022
Non-trade		808,890	7,636,207
Others		2,698,015	6,023
	18	P1,053,351,711	P853,925,392

Trade receivables are non-interest-bearing and are generally on a 30 to 90-day credit term.

Non-trade receivables pertain to receivables from suppliers for the reimbursements of expenses made by the Company for brand promotions. These are non-interest-bearing and are generally on a 30-day credit term.

There was no allowance for impairment losses on receivables as at December 31, 2017 and 2016.

6. Inventories

This account consists of:

	<i>Note</i>	2017	2016
At cost:			
Spirits		P1,185,079,637	P1,437,358,278
Wines		76,443,123	35,786,557
Water		1,034,193	1,973,167
	14	P1,262,556,953	P1,475,118,002

Cost of goods sold recognized in profit or loss amounted to P2,767,822,893 and P2,373,019,245 in 2017 and 2016, respectively (see Note 14).

7. Prepaid Expenses and Other Current Assets

This account consists of:

	2017	2016
Advances to suppliers	P238,290,465	P73,521,051
Prepaid expenses:		
Duties and taxes	188,806,480	15,041,788
Other import charges	137,703	5,512
Others	68,300	807,500
	P427,302,948	P89,375,851

Advances to suppliers pertain to partial downpayment made by the Company to suppliers which will be applied against future billings.

8. Property and Equipment

The movements and balances in this account are as follows:

	Transportation and Delivery Equipment	Leasehold Improvements	Office Equipment	Furniture and Fixtures	Total
Cost					
December 31, 2015	P2,401,843	P161,200	P980,422	P1,654,372	P5,197,837
Additions	2,785,714	2,134,029	342,892	105,056	5,367,691
December 31, 2016	5,187,557	2,295,229	1,323,314	1,759,428	10,565,528
Additions	2,201,786	-	200,482	-	2,402,268
December 31, 2017	7,389,343	2,295,229	1,523,796	1,759,428	12,967,796
Accumulated Depreciation and Amortization					
December 31, 2015	1,562,411	12,979	563,288	1,087,844	3,226,522
Depreciation and amortization	474,163	586,517	434,476	355,770	1,850,926
December 31, 2016	2,036,574	599,498	997,764	1,443,614	5,077,448
Depreciation and amortization	1,382,070	791,564	337,176	282,666	2,793,476
December 31, 2017	3,418,644	1,391,060	1,334,940	1,726,280	7,870,924
Net Book Value					
December 31, 2016	P3,150,983	P1,695,733	P325,550	P315,814	P5,488,080
December 31, 2017	P3,970,699	P904,169	P188,856	P33,148	P5,096,872

Depreciation and amortization expense for the years ended December 31, 2017 and 2016 were charged as part of Operating Expenses.

9. Refundable Deposits

This account consists of:

	Note	2017	2016
Security deposits	15	P1,914,634	P3,168,359
Others		122,819	66,370
	18	P2,037,453	P3,234,729

10. Trade and Other Payables

This account consists of:

	Note	2017	2016
Trade	18	P106,781,808	P448,960,525
Accrued expenses	18	29,663,434	13,079,891
Non-trade	18	24,167,746	120,080,653
Output VAT - net		20,741,783	14,506,988
Statutory obligations		2,102,453	11,373,481
Others	18	260,789	352,393
		P183,718,013	P608,353,931

Trade payables are non-interest-bearing and are generally on a 30 to 60-day payment term.

Accrued expenses consist of accruals for interest, utilities, advertisement and other operating expenses.

Non-trade payables are amounts owed to non-trade suppliers such as manpower agencies, freight companies and other non-trade payment transactions. These are non-interest bearing and are generally on a 30-day payment term.

11. Notes Payable

This account pertains to unsecured, peso-denominated short-term notes from various local banks with maturities of less than one (1) year and bear fixed annual interests of 2.13% and 2.38% in 2017 and 2016. These loans were intended for the Company's working capital requirements to finance inventory purchases.

Interest expense recognized in profit or loss relating to notes payable amounted to P1,791,094 and P4,205,228 for the years ended December 31, 2017 and 2016, respectively.

Ordinary shares carry one vote per share and a right to dividends.

On December 8, 2016, the Company's BOD approved the increase in its authorized capital stock from P210.0 million divided into 2,100,000 shares of common stock to P750.0 million divided into 7,500,000 shares of common stock, both at P100 par value to accommodate the stock dividends declared as discussed below.

On July 5, 2017, the SEC approved the Company's increase in authorized capital stock. Upon approval of the increase in authorized capital stock, the stock dividends amounting to P540,000,000 were applied against the increase in authorized capital stock and the related shares were issued.

Declaration of Dividends

Cash Dividends

On November 28, 2017, the Company's BOD approved the declaration of cash dividends of P13.33 per share or an aggregate amount of P100,000,000, payable to stockholders of record as of the same date.

Stock Dividends

On December 8, 2016, the Company's BOD approved the declaration of stock P257.14 per share or an aggregated amount of dividends of P540,000,000, distributable to stockholders of record as of the same date. Accordingly, the stock dividends declared have been presented as stock dividends distributable in the equity section of the 2016 statement of financial position and statement of changes in equity.

Under the Philippine Corporation Code (the Code), stock corporations are prohibited from retaining surplus profits in excess of 100% of their paid-up capital stock except when justified by any of the reasons mentioned in the code.

As at December 31, 2017, the Company has excess retained earnings amounting to P234,279,425 over its paid-up capital amounting to P750,000,000. These retained earnings will be subjected to yearly cycle of capital structure review wherein management will determine the amount of cash dividends to be declared, subject to statutory approvals and clearances.

14. Cost of Goods Sold

This account consists of:

	<i>Note</i>	2017	2016
Inventory at beginning of year		P1,475,118,002	P1,612,658,205
Net purchases		2,555,261,844	2,235,479,042
Total goods available for sale		4,030,379,846	3,848,137,247
Inventory at end of year	6	1,262,556,953	1,475,118,002
		P2,767,822,893	P2,373,019,245

15. Lease Agreements

Company as Lessee

- a. The Company entered into a lease agreement with an entity under common control for its office space with an area of 150.84 square meters. The lease is for a period of two (2) years until June 30, 2016. The lease was renewed for another 3 years until June 30, 2019. The lease has an annual escalation rate of 5%. Rent expense amounted to P731,643 and P693,051 in 2017 and 2016, respectively.
- b. The Company entered into a lease agreement with a third party for a warehouse with an area of 3,869 square meters. The lease is for a period of three (3) years commencing on November 1, 2014 until October 31, 2017. The lease agreement was not renewed.
- c. The Company entered into a lease agreement with an entity under common control for a warehouse with an area of 5,770.84 square meters. The lease is for a period of two (2) years commencing on January 1, 2016 until December 31, 2017, renewable upon mutual consent of both parties. Rent expense amounted to P10,387,512 in 2017 and 2016.

The lease payments provides for, among others, security deposits amounting to P1,914,634 and P3,168,359 as at December 31, 2017 and 2016, respectively, which are shown under "Refundable deposits " in the statements of financial position (see Note 9).

Total rent expense on the above-mentioned lease agreements recognized in profit or loss amounted to P15,354,658 and P16,484,343 in 2017 and 2016, respectively.

Future minimum lease under non-cancellable operating leases as at December 31 are as follows:

	2017	2016
Within one year	P749,340	P15,125,406
One year but not more than five years	383,808	1,243,256
	P1,133,148	P16,368,662

16. Retirement Benefits Liability

The Company has an unfunded, noncontributory, defined benefits retirement plan covering all of its regular, full-time employees. Costs are determined in accordance with the actuarial studies made for the plan. Under the plan, the employees are entitled to retirement benefits equivalent to an amount computed based on Republic eAct No. 7641, *Retirement Pay Law*, equivalent to one-half month's salary for every year of service, with six months or more of service considered as one year.

Costs are determined in accordance with the actuarial studies made for the plan. Annual cost is determined using the projected unit credit method. The Company's latest actuarial valuation date is December 31, 2016.

The succeeding table summarize the components of retirement benefits cost under a defined benefits retirement plan recognized in profit or loss and the amount of retirement benefits liability recognized in the statements of financial position.

	2017	2016
Balance at beginning of year	P1,204,996	P -
Recognized in profit or loss		
Interest cost	64,829	42,374
Current service cost	280,736	280,736
Past service cost	-	840,753
	345,565	1,163,863
Recognized in other comprehensive income		
Actuarial loss (gain) arising from:		
Financial assumptions	-	(76,283)
Experience adjustments	-	117,416
	-	41,133
Balance at end of year	P1,550,561	P1,204,996

The retirement benefits costs is recognized as part of "Salaries and other employee benefits" under Operating Expenses in profit or loss.

The plan exposes the Company to actuarial risks such as interest rate risk, longevity risk and salary risk as follows:

Interest Risk

The present value of the defined benefits obligation is calculated using a discount rate determined by reference to market yields to government bonds. Generally, a decrease in the interest rate of a reference government bonds will increase the plan obligation.

Longevity and Salary Risks

The present value of the defined obligation is calculated by reference to the best estimate of the mortality of the plan participants both during and after their employment and to their future salaries. Consequently, increases in the life expectancy and salary of the plan participants will result in an increase in the plan obligation.

The principal actuarial assumptions (in percentages) used to determine retirement benefits in 2016 are as follows:

Discount rate	5.38%
Future salary increases	3.00%

Assumptions for mortality and disability rates are based on published statistics and mortality and disability tables.

The weighted average duration of defined benefits obligation is 18.31 years as at December 31, 2016.

As at December 31, the reasonably possible changes to one of the relevant actuarial assumptions, while holding all other assumptions constant, would have affected the defined benefits liability by the amounts below:

	2017		2016	
	Defined Benefit Liability		Defined Benefit Liability	
	1 Percent Increase	1 Percent Decrease	1 Percent Increase	1 Percent Decrease
Discount rate	(P98,926)	P67,915	(P194,287)	P241,871
Salary increase rate	62,022	(31,011)	231,511	(190,188)

Although the analysis does not take into account the full distribution of cash flows expected under the plan, it does provide an approximation of the sensitivity of the assumption shown.

It should be noted that in the event a benefit claim arises under that plan, the benefits shall be due and payable from the Company.

Funding Arrangements

The plan is unfunded and noncontributory. Benefit claims under the defined benefits retirement obligation are paid directly by the Company when they become due.

Asset-Liability Matching (ALM)

The Company does not perform any ALM study. The Company has no plan assets to match against liabilities under the retirement obligation.

Maturity analysis of the benefit payments is as follows:

	December 31, 2016				
	Carrying Amount	Contractual Cash Flows	Within 1 Year	Within 1-5 Years	More than 5 Years
Retirement benefits liability	P1,204,996	P779,807	P -	P -	P779,807

17. Income Taxes

The components of provision for income tax are shown below:

	2017	2016
Current	P171,220,940	P150,261,646
Deferred	(412,784)	254,452
	P170,808,156	P150,516,098

In 2017, the Company opted to apply optional standard deduction (OSD) which is equivalent to 40% of total gross income.

The reconciliation of the provision for income tax computed at the statutory income tax rate and the provision for income tax shown in profit or loss for the years ended December 31 is as follows:

	2017	2016
Income before income tax	P641,575,372	P501,925,926
Provision for income tax at the statutory income tax rate of 30%	P192,472,611	P150,577,778
Additions to (reductions from) income taxes resulting to the tax effects of:		
Non-deductible expenses	92,368,150	43,307
Derecognition of deferred tax asset	349,159	-
Interest income subjected to final tax	(234,472)	(104,987)
Availment of optional standard deduction	(114,147,292)	-
	P170,808,156	P150,516,098

The components of the Company's net deferred income tax liability are as follows:

	2016
Unrealized foreign exchange gain - net	(P761,943)
Retirement benefits liability	361,499
	(P400,444)

The movements of net deferred income tax liability are accounted for as follows:

	2017	2016
Amount charged to profit or loss	(P412,784)	P254,452
Amount charged to OCI relating to remeasurement on defined benefits plan	12,340	(12,340)
Increase (decrease) in net deferred income tax liability	(P400,444)	P242,112

18. Financial Risk and Capital Management Objectives and Policies

Objectives and Policies

The Company's BOD has overall responsibility for the establishment and oversight of the Company's risk management framework. The BOD has delegated to management the responsibility of developing and monitoring the Company's risk management policies.

The Company's risk management policies are established to identify and analyze the risks faced by the Company, to set appropriate risk limits and controls, and to monitor risks and adherence to limits. Risk management policies and systems are reviewed regularly to reflect changes in market conditions and the Company's activities. The Company, through its training and management standards and procedures, aims to develop a disciplined and constructive control environment, in which all employees understand their roles and obligations.

The BOD oversees how management monitors compliance with the Company's risk management policies and procedures and reviews the adequacy of the risk management framework in relation to the risks faced by the Company.

The Company has exposure to the following risks from its use of financial instruments:

- Credit Risk
- Liquidity Risk
- Market Risk

This note presents information about the Company's exposure to each of the above risks, the Company's objectives, policies and processes for measuring and managing risks, and the Company's management of capital.

The Company's overall risk management program seeks to minimize potential adverse effects on the financial performance of the Company. The policies for managing specific risks are summarized below:

Credit Risk

Credit risk represents the risk of loss the Company would incur if credit customers and counterparties fail to perform their contractual obligations. The Company's credit risk arises from the Company's use of its financial assets. Credit risk management involves entering into financial transactions only with counterparties with acceptable credit rating.

The carrying amount of financial assets represents the maximum credit exposure. The maximum exposure to credit risk as at December 31 is as follows:

	Note	2017	2016
Cash in banks and cash equivalents	4	P263,509,726	P341,012,740
Trade and other receivables	5	1,053,351,711	853,925,392
Refundable deposits	9	2,037,453	3,234,729
		P1,318,898,890	P1,198,172,861

As at December 31, 2017 and 2016, the aging per class of financial assets is as follows:

	Neither Past Due nor Impaired	December 31, 2017 Past Due			Impaired	Total
		1 to 30 Days	31 to 120 Days	More than 120 Days		
Cash in banks cash equivalents	P263,509,726	P -	P -	P -	P -	P263,509,726
Trade and other receivables	833,065,992	184,336,352	35,949,367	-	-	1,053,351,711
Refundable deposits	2,037,453	-	-	-	-	2,037,453
	P1,098,613,171	P184,336,352	P35,949,367	P -	P -	P1,318,898,890

	Neither Past Due nor Impaired	December 31, 2016 Past Due			Impaired	Total
		1 to 30 Days	31 to 120 Days	More than 120 Days		
Cash in banks cash equivalents	P341,012,740	P -	P -	P -	P -	P341,012,740
Trade and other receivables	832,478,983	11,019,713	8,469,141	1,957,555	-	853,925,392
Refundable deposits	3,234,729	-	-	-	-	3,234,729
	P1,176,726,452	P11,019,713	P8,469,141	P1,957,555	P -	P1,198,172,861

As at December 31, 2017 and 2016, no allowance for impairment losses on trade and other receivables was recognized.

Based on the historical default rates, the Company believes that, apart from above, no impairment allowance is necessary in respect of trade and other receivables that are past due but not impaired because such accounts relate to customers that have good payment records with the Company. On the other hand, the Company believes that no impairment loss is necessary in respect of other receivables since they are neither past due nor impaired.

The Company's policy is to enter into transactions with a diversity of credit worthy parties to mitigate any significant concentration of credit risk. There is no significant concentration of credit risk within the Company.

As at December 31, 2017 and 2016, the Company does not expect any counterparty, other than trade customers, to fail in meeting its obligations, thus, related risk is deemed to be insignificant.

Credit Risk Concentration. The Company's exposure to credit risk arises from default of counterparty. Generally, the maximum credit risk exposure of receivables is its carrying amount without considering collaterals or credit enhancements, if any. The Company has no significant concentration of credit risk since the Company deals with a large number of customers. The Company does not execute any credit guarantee in favor of any counterparty.

Credit Quality. In monitoring and controlling credit extended to counterparty, the Company adopts a comprehensive credit rating system based on financial and non-financial assessments of its customers. Financial factors being considered comprised of the financial standing of the customer while the non-financial aspects include but are not limited to the assessment of the customer's nature of business, management profile, industry background, payment habit and both present and potential business dealings with the Company.

The credit quality of the Company's financial assets as at December 31, 2017 and 2016 are as follows:

	December 31, 2017			Total
	High Grade	Standard Grade	Substandard Grade	
Cash in banks and cash equivalents	P263,925,726	P -	P -	P263,925,726
Trade and other receivables	-	1,040,914,689	12,437,022	1,053,351,711
Refundable deposits	-	2,037,453	-	2,037,453
Total	P263,925,726	P1,042,952,142	P12,437,022	1,318,898,890

	December 31, 2016			Total
	High Grade	Standard Grade	Substandard Grade	
Cash in banks and cash equivalents	P341,012,740	P -	P -	P341,012,740
Trade and other receivables	-	832,478,983	21,446,409	853,925,392
Refundable deposits	-	3,234,729	-	3,234,729
Total	P341,012,740	P835,713,712	P21,446,409	P1,198,172,361

High grade receivables pertain to those receivables from clients or customers that consistently pay before the maturity date. Standard grade receivables include those that are collected on their due dates event without an effort from the Company to follow them up. Receivables which are collected on their due dates provided that the Company made a persistent effort to collect them are included under substandard grade receivables.

Liquidity Risk

Liquidity risk is the risk that the Company will not be able to meet its financial obligations as they fall due. The Company manages liquidity risk by maintaining a balance between continuity of funding and flexibility in operations. Treasury controls and procedures are in place to ensure that sufficient cash is maintained to cover daily operational and working capital requirements, as well as capital expenditures and debt service payments. Management closely monitors the Company's future and contingent obligations and sets up required cash reserves as necessary in accordance with internal requirements.

The following are contractual maturities of financial liabilities:

	As at December 31, 2017			
	Carrying Amount	Contractual Cash Flows	1 Year or Less	More than 1 Year
Financial Liabilities				
Trade and other payables*	P160,873,777	P160,873,777	P160,873,777	P -
Notes payable	700,000,000	706,412,847	706,412,847	-
Advances from Parent				
Company	234,000,000	238,212,000	238,212,000	-
Dividends payable	100,000,000	100,000,000	100,000,000	-
Total	P1,194,873,777	P1,205,498,624	P1,205,498,624	P -

*Excluding statutory obligations and Output VAT.

	As at December 31, 2016			
	Carrying Amount	Contractual Cash Flows	1 Year or Less	More than 1 Year
Financial Liabilities				
Trade and other payables*	P582,473,462	P582,473,462	P582,473,462	P -
Notes payable	175,000,000	175,396,844	175,396,844	-
Advances from Parent				
Company	524,000,000	537,833,500	9,563,000	528,270,500
Total	P1,281,473,462	P1,295,703,806	P767,433,306	P528,270,500

*Excluding statutory obligations and Output VAT.

It is not expected that the cash flows included in the maturity analysis could occur significantly earlier, or at significantly different amounts.

Market Risk

Market risk is the risk that changes in market prices, such as foreign exchange rates, interest rates and other market prices will affect the Company's income or the value of its holdings of financial instruments. The objective of market risk management is to manage and control market risk exposures within acceptable parameters, while optimizing the return. The Company is subject to various risks, including foreign currency risk and interest rate risk.

Interest Rate Risk

The Company's interest rate risk management policy centers on reducing the Company's exposure to changes in interest rates. Exposure to changes in market interest rates relate primarily to the Company's cash in banks and notes payable.

As at December 31, 2017 and 2016, the interest rate profile of the Company's interest-bearing financial instruments is as follows:

	Note	2017	2016
Fixed Rate Financial Instruments			
<i>Financial Asset</i>			
Cash in banks	5	P263,509,726	P176,012,740
<i>Financial Liabilities</i>			
Advances from Parent Company	13c	(234,000,000)	(524,000,000)
Notes payable	12	(700,000,000)	(175,000,000)
		(934,000,000)	(699,000,000)
		(P670,490,274)	(P522,987,260)

The Company does not account for any fixed rate financial assets and financial liabilities at FVPL. Therefore, a change in interest rates at the reporting date would not affect profit or loss.

Foreign Currency Risk

Foreign currency risk is the risk that the fair value or future cash flows of a financial instrument will fluctuate because of changes in foreign exchange rates. The Company's exposure to foreign currency risk relates primarily to the Company's foreign currency-denominated monetary assets and liabilities. The currencies in which these transactions are primarily denominated are United States dollar (USD), Singaporean dollar (SGD) and Euro (EUR).

The following table shows the Company's foreign currency-denominated monetary assets and liabilities and their Philippine peso (PHP) equivalents as at December 31:

	December 31, 2017			
	USD	SGD	EUR	PHP Equivalent
Foreign currency - denominated monetary assets				
Cash	206,431	-	-	10,307,120
Trade receivables	3,289,798	-	-	164,259,589
	3,496,229	-	-	174,566,709
Foreign currency - denominated monetary liabilities				
Trade payable	-	35,406	466,798	29,148,710
Net foreign currency - denominated monetary assets (liabilities)	3,496,229	(35,406)	(466,798)	145,417,999
December 31, 2016				
	USD	SGD	EUR	PHP Equivalent
Foreign currency - denominated monetary assets				
Cash	795,866	-	-	39,644,478
Trade receivables	1,902,890	-	-	94,788,655
	2,698,756	-	-	134,433,133
Foreign currency - denominated monetary liabilities				
Trade payable	-	51,417	1,679,588	88,836,883
Net foreign currency - denominated monetary assets (liabilities)	2,698,756	(51,417)	(1,679,588)	45,596,250

In translating the foreign currency-denominated monetary assets and liabilities into Philippine peso amounts, the significant exchange rates applied are as follows:

	2017	2016
USD	49.93	49.81
SGD	37.32	34.35
EUR	59.61	51.84

The following table demonstrates sensitivity of cash flows due to changes in foreign exchange rates with all variables held constant.

December 31, 2017		
	Percentage Increase in Foreign Exchange Rates	Effect in Income before Income Tax
USD	5%	P6,109,835 increase
SGD	7%	64,751 decrease
EUR	9%	1,753,117 decrease

December 31, 2016		
	Percentage Increase in Foreign Exchange Rates	Effect in Income before Income Tax
USD	1%	P941,032 increase
SGD	5%	61,823 decrease
EUR	3%	1,828,481 decrease

Changes in foreign exchange rates are based on the average of the banks' forecasted closing exchange rates during the first quarter of the following calendar year. A movement in the opposite direction would increase/decrease income before income tax by the same amount, on the basis that all other variables remains constant.

Capital Risk Management

The Company's objectives, when managing capital, are to increase the value of stockholders' investment and maintain high growth by applying free cash flows to selective investments that would further the Company's worth. The Company sets strategies with the objective of establishing a versatile and resourceful financial management and capital structure.

The Company defines capital as paid-in capital stock and retained earnings.

There were no changes in the Company's approach to capital management during the year.

The Chief Financial Officer has the overall responsibility for monitoring of capital in proportion to risk. Profiles for capital ratios are set in the light of changes in the Company's external environment and the risks underlying the Company's business operations and industry.

The Company is not subject to externally-imposed capital requirements.

19. Fair Values of Financial Instruments

Cash and Cash Equivalents, Trade and Other Receivables, Trade and Other Payables, Notes Payable and Dividends Payable

The carrying amounts approximate fair values primarily due to the relatively short-term maturities of these financial instruments.

Refundable Deposits and Advances from Parent Company

The carrying amount of refundable deposit approximates its fair values as the impact of discounting is not significant.

20. Reconciliation of Movements of Liabilities to Cash Flows Arising from Financing Activities

The reconciliation of movements of liabilities to cash flows arising from financing activities in 2017 are as follow:

	Notes Payable	Accrued Interests	Advances from a Related Party	Dividends Payable	Total
Balance at beginning of year	P175,000,000	P -	524,000,000	P -	P699,000,000
Cash flow from financing activities					
Proceeds from availment of notes payable	700,000,000	-	-	-	700,000,000
Payment of principal	(175,000,000)	-	(290,000,000)	-	(465,000,000)
Interest expense	-	7,749,094	-	-	7,749,094
Interest paid	-	(6,808,362)	-	-	(6,808,362)
Dividends paid	-	-	-	100,000,000	100,000,000
	525,000,000	940,732	(290,000,000)	100,000,000	335,940,732
Balance at end of year	P700,000,000	P940,732	P234,000,000	P100,000,000	P1,034,940,732

21. Supplementary Information Required by the Bureau of Internal Revenue (BIR) Based on Revenue Regulations No.15-2010

In addition to the disclosures mandated under PFRS, and such other standards and/or conventions as may be adopted, companies are required by the BIR to provide in the notes to the financial statements, certain supplementary information for the taxable year. The amounts relating to such supplementary information may not necessarily be the same with those amounts disclosed in the financial statements which were prepared in accordance with PFRS. The following are the tax supplementary information required for the taxable year ended December 31, 2017:

A. VAT

Output VAT	P428,690,826
Account title used:	
Basis of the Output VAT:	
Vatable sales	P3,572,423,554
Zero-rated sales	75,493,675
	P3,647,917,229

Input VAT	
Beginning of the year	P -
Current year's domestic purchases:	
a. Goods other than capital goods	90,196,676
b. Services lodged under other accounts	14,647,677
VAT on importations	229,143,168
Claims for tax credit/refund and other adjustments	(333,987,521)
Balance at the end of the year	P -

B. Customs Duties and Tariff Fees:

Landed cost of imports	P1,909,526,399
Customs duties paid or accrued	125,698,938
	P2,035,225,337

C. Excise Taxes

Imported excisable items:	
a. Spirits	P520,619,760
b. Wines	38,928,982
	P559,548,742

D. Documentary Stamp Tax

<i>Documentary stamp tax paid during the year recognized under "Taxes and licenses" account under Operating Expenses</i>	
On issuance of shares of stocks	P2,700,000
On loan instruments	1,158,055
On others	886,895
	P4,744,950

E. Withholding Taxes

Tax on compensation and benefits	P1,990,533
Creditable withholding taxes	12,058,081

F. All Other Taxes (Local and National)

<i>Other taxes paid during the year recognized under "Taxes and licenses" account under Operating Expenses</i>	
License and permit fees	P3,455,897
Others	1,289,921
	P4,745,818

G. Tax Cases and Assessment

As at December 31, 2017, the Company has no pending tax cases nor has received tax assessments notices from the BIR.

Information on tariff fees, paid or accrued, are not applicable since the Company did not enter into transaction which will result to payment or accrual of such taxes.



R.G. Manabat & Co.
The KPMG Center, 9/F
6787 Ayala Avenue, Makati City
Philippines 1226
Telephone +63 (2) 885 7000
Fax +63 (2) 894 1985
Internet www.kpmg.com.ph
Email ph-inquiry@kpmg.com.ph

REPORT OF INDEPENDENT AUDITORS ON SUPPLEMENTARY INFORMATION

The Board of Directors and Stockholders
Montosco, Inc.
1501 Federal Tower, Dasmariñas Street
Binondo, Manila

We have audited, in accordance with Philippine Standards on Auditing, the accompanying financial statements of Montosco, Inc. (the "Company"), a wholly-owned subsidiary of Cosco Capital, Inc., as at and for the years ended December 31, 2017 and 2016, and have issued our report dated April 26, 2018.

Our audit was made for the purpose of forming an opinion on the financial statements of the Company taken as a whole. Supplementary information included in the following accompanying additional components is the responsibility of the Company's management:

- Schedule of Philippine Financial Reporting Standards and Interpretations; and
- Reconciliation of Retained Earnings Available for Dividend Declaration.

This supplementary information is presented for purposes of complying with the Securities Regulation Code Rule 68, As Amended, and are not a required part of the basic financial statements. Such supplementary information have been subjected to the auditing procedures applied in the audit of the basic financial statements and, in our opinion, are fairly stated, in all material respects, in relation to the basic financial statements taken as a whole.

R.G. MANABAT & CO.

Maria Arleene C. Yzu
MARIA ARLEENE C. YZU

Partner

CPA License No. 0108855

Tax Identification No. 225-068-761

BIR Accreditation No. 08-002511-041-2018

Issued February 6, 2018, valid until February 5, 2021

PTR No. 6615158MD

Issued January 3, 2018 at Makati City

April 26, 2018

Makati City, Metro Manila

MONTOSCO, INC.

PHILIPPINE FINANCIAL REPORTING STANDARDS AND INTERPRETATIONS Effective as of December 31, 2017		Adopted	Not Adopted	Not Applicable
Framework for the Preparation and Presentation of Financial Statements Conceptual Framework Phase A: Objectives and qualitative characteristics		✓		
PFRSs Practice Statement Management Commentary				✓
Philippine Financial Reporting Standards				
PFRS 1 (Revised)	First-time Adoption of Philippine Financial Reporting Standards			✓
	Amendments to PFRS 1 and PAS 27: Cost of an Investment in a Subsidiary, Jointly Controlled Entity or Associate			✓
	Amendments to PFRS 1: Additional Exemptions for First-time Adopters			✓
	Amendment to PFRS 1: Limited Exemption from Comparative PFRS 7 Disclosures for First-time Adopters			✓
	Amendments to PFRS 1: Severe Hyperinflation and Removal of Fixed Date for First-time Adopters			✓
	Amendments to PFRS 1: Government Loans			✓
	Annual Improvements to PFRSs 2009 - 2011 Cycle: First-time Adoption of Philippine Financial Reporting Standards - Repeated Application of PFRS 1			✓
	Annual Improvements to PFRSs 2009 - 2011 Cycle: Borrowing Cost Exemption			✓
	Annual Improvements to PFRSs 2011 - 2013 Cycle: PFRS version that a first-time adopter can apply			✓
	Annual Improvements to PFRSs 2014 - 2016 Cycle: Deletion of short-term exemptions for first-time adopters		✓	
PFRS 2	Share-based Payment			✓
	Amendments to PFRS 2: Vesting Conditions and Cancellations			✓
	Amendments to PFRS 2: Group Cash-settled Share-based Payment Transactions			✓
	Annual Improvements to PFRSs 2010 - 2012 Cycle: Meaning of 'vesting condition'			✓
	Amendments to PFRS 2: Classification and Measurement of Share-based Payment Transactions		✓	
PFRS 3 (Revised)	Business Combinations			✓
	Annual Improvements to PFRSs 2010 - 2012 Cycle: Classification and measurement of contingent consideration			✓
	Annual Improvements to PFRSs 2011 - 2013 Cycle: Scope exclusion for the formation of joint arrangements			✓
PFRS 4	Insurance Contracts			✓
	Amendments to PAS 39 and PFRS 4: Financial Guarantee Contracts			✓
	Amendments to PFRS 4: Applying PFRS 9, Financial Instruments with PFRS 4, Insurance Contracts		✓	

PHILIPPINE FINANCIAL REPORTING STANDARDS AND INTERPRETATIONS Effective as of December 31, 2017		Adopted	Not Adopted	Not Applicable
PFRS 5	Non-current Assets Held for Sale and Discontinued Operations			✓
	Annual Improvements to PFRSs 2012 - 2014 Cycle: Changes in method for disposal			✓
PFRS 6	Exploration for and Evaluation of Mineral Resources			✓
PFRS 7	Financial Instruments: Disclosures	✓		
	Amendments to PFRS 7: Transition	✓		
	Amendments to PAS 39 and PFRS 7: Reclassification of Financial Assets			✓
	Amendments to PAS 39 and PFRS 7: Reclassification of Financial Assets - Effective Date and Transition			✓
	Amendments to PFRS 7: Improving Disclosures about Financial Instruments	✓		
	Amendments to PFRS 7: Disclosures - Transfers of Financial Assets			✓
	Amendments to PFRS 7: Disclosures - Offsetting Financial Assets and Financial Liabilities	✓		
	Amendments to PFRS 7: Mandatory Effective Date of PFRS 9 and Transition Disclosures	✓		
	Annual Improvements to PFRSs 2012 - 2014 Cycle: 'Continuing involvement' for servicing contracts			✓
	Annual Improvements to PFRSs 2012 - 2014 Cycle: Offsetting disclosures in condensed interim financial statements			✓
PFRS 8	Operating Segments			✓
	Annual Improvements to PFRSs 2010 - 2012 Cycle: Disclosures on the aggregation of operating segments			✓
PFRS 9	Financial Instruments		✓	
	Amendments to PFRS 9: Prepayment Features with Negative Compensation		✓	
PFRS 10	Consolidated Financial Statements			✓
	Amendments to PFRS 10, PFRS 11, and PFRS 12: Consolidated Financial Statements, Joint Arrangements and Disclosure of Interests in Other Entities: Transition Guidance			✓
	Amendments to PFRS 10, PFRS 12, and PAS 27 (2011): Investment Entities			✓
	Amendments to PFRS 10 and PAS 28: Sale or Contribution of Assets between an Investor and its Associate or Joint Venture		✓	
	Amendments to PFRS 10, PFRS 12 and PAS 28: Investment Entities: Applying the Consolidation Exception			✓
PFRS 11	Joint Arrangements			✓
	Amendments to PFRS 10, PFRS 11, and PFRS 12: Consolidated Financial Statements, Joint Arrangements and Disclosure of Interests in Other Entities: Transition Guidance			✓
	Amendments to PFRS 11: Accounting for Acquisitions of Interests in Joint Operations			✓

PHILIPPINE FINANCIAL REPORTING STANDARDS AND INTERPRETATIONS Effective as of December 31, 2017		Adopted	Not Adopted	Not Applicable
PFRS 12	Disclosure of Interests in Other Entities			✓
	Amendments to PFRS 10, PFRS 11, and PFRS 12: Consolidated Financial Statements, Joint Arrangements and Disclosure of Interests in Other Entities: Transition Guidance			✓
	Amendments to PFRS 10, PFRS 12, and PAS 27 (2011): Investment Entities			✓
	Amendments to PFRS 10, PFRS 12 and PAS 28: Investment Entities: Applying the Consolidation Exception			✓
	Annual Improvements to PFRSs 2014 - 2016 Cycle: Clarification of the scope of the standard			✓
PFRS 13	Fair Value Measurement	✓		
	Annual Improvements to PFRSs 2010 - 2012 Cycle: Measurement of short-term receivables and payables	✓		
	Annual Improvements to PFRSs 2011 - 2013 Cycle: Scope of portfolio exception			✓
PFRS 14	Regulatory Deferral Accounts			✓
PFRS 15	Revenue from Contracts with Customers		✓	
PFRS 16	Leases		✓	
Philippine Accounting Standards				
PAS 1 (Revised)	Presentation of Financial Statements	✓		
	Amendment to PAS 1: Capital Disclosures	✓		
	Amendments to PAS 32 and PAS 1: Puttable Financial Instruments and Obligations Arising on Liquidation			✓
	Amendments to PAS 1: Presentation of Items of Other Comprehensive Income	✓		
	Annual Improvements to PFRSs 2009 - 2011 Cycle: Presentation of Financial Statements - Comparative Information beyond Minimum Requirements	✓		
	Annual Improvements to PFRSs 2009 - 2011 Cycle: Presentation of the Opening Statement of Financial Position and Related Notes	✓		
	Amendments to PAS 1: Disclosure Initiative	✓		
PAS 2	Inventories	✓		
PAS 7	Statement of Cash Flows	✓		
	Amendments to PAS 7: Disclosure Initiative	✓		
PAS 8	Accounting Policies, Changes in Accounting Estimates and Errors	✓		
PAS 10	Events after the Reporting Period	✓		
PAS 11	Construction Contracts			✓
PAS 12	Income Taxes	✓		
	Amendment to PAS 12: Deferred Tax: Recovery of Underlying Assets			✓
	Amendments to PAS 12: Recognition of Deferred Tax Assets for Unrealized Losses			✓

PHILIPPINE FINANCIAL REPORTING STANDARDS AND INTERPRETATIONS Effective as of December 31, 2017		Adopted	Not Adopted	Not Applicable
PAS 16	Property, Plant and Equipment	✓		
	Annual Improvements to PFRSs 2009 - 2011 Cycle: Property, Plant and Equipment - Classification of Servicing Equipment			✓
	Annual Improvements to PFRSs 2010 - 2012 Cycle: Restatement of accumulated depreciation (amortization) on revaluation (Amendments to PAS 16 and PAS 38)			✓
	Amendments to PAS 16 and PAS 38: Clarification of Acceptable Methods of Depreciation and Amortization			✓
	Amendments to PAS 16 and PAS 41: Agriculture: Bearer Plants			✓
PAS 17	Leases	✓		
PAS 18	Revenue	✓		
PAS 19 (Amended)	Employee Benefits	✓		
	Amendments to PAS 19: Defined Benefit Plans: Employee Contributions			✓
	Annual Improvements to PFRSs 2012 - 2014 Cycle: Discount rate in a regional market sharing the same currency - e.g. the Eurozone			✓
PAS 20	Accounting for Government Grants and Disclosure of Government Assistance			✓
PAS 21	The Effects of Changes in Foreign Exchange Rates	✓		
	Amendment: Net Investment in a Foreign Operation			✓
PAS 23 (Revised)	Borrowing Costs	✓		
PAS 24 (Revised)	Related Party Disclosures	✓		
	Annual Improvements to PFRSs 2010 - 2012 Cycle: Definition of 'related party'	✓		
PAS 26	Accounting and Reporting by Retirement Benefit Plans	✓		
PAS 27 (Amended)	Separate Financial Statements			✓
	Amendments to PFRS 10, PFRS 12, and PAS 27 (2011): Investment Entities			✓
	Amendments to PAS 27: Equity Method in Separate Financial Statements			✓
PAS 28 (Amended)	Investments in Associates and Joint Ventures			✓
	Amendments to PFRS 10 and PAS 28: Sale or Contribution of Assets between an Investor and its Associate or Joint Venture		✓	
	Amendments to PFRS 10, PFRS 12 and PAS 28: Investment Entities: Applying the Consolidation Exception			✓
	Annual Improvements to PFRSs 2014 - 2016 Cycle: Measuring an associate or joint venture at fair value		✓	
	Amendments to PAS 28: Long-term Interests in Associates and Joint Ventures		✓	
PAS 29	Financial Reporting in Hyperinflationary Economies			✓

PHILIPPINE FINANCIAL REPORTING STANDARDS AND INTERPRETATIONS Effective as of December 31, 2017		Adopted	Not Adopted	Not Applicable
PAS 32	Financial Instruments: Disclosure and Presentation	✓		
	Amendments to PAS 32 and PAS 1: Puttable Financial Instruments and Obligations Arising on Liquidation			✓
	Amendment to PAS 32: Classification of Rights Issues			✓
	Amendments to PAS 32: Offsetting Financial Assets and Financial Liabilities	✓		
	Annual Improvements to PFRSs 2009 - 2011 Cycle: Financial Instruments Presentation - Income Tax Consequences of Distributions			✓
PAS 33	Earnings per Share			✓
PAS 34	Interim Financial Reporting			✓
	Annual Improvements to PFRSs 2009 - 2011 Cycle: Interim Financial Reporting - Segment Assets and Liabilities			✓
	Annual Improvements to PFRSs 2012 - 2014 Cycle: Disclosure of information "elsewhere in the interim financial report"			✓
PAS 36	Impairment of Assets	✓		
	Amendments to PAS 36: Recoverable Amount Disclosures for Non-Financial Assets			✓
PAS 37	Provisions, Contingent Liabilities and Contingent Assets	✓		
PAS 38	Intangible Assets			✓
	Annual Improvements to PFRSs 2010 - 2012 Cycle: Restatement of accumulated depreciation (amortization) on revaluation (Amendments to PAS 16 and PAS 38)			✓
	Amendments to PAS 16 and PAS 38: Clarification of Acceptable Methods of Depreciation and Amortization			✓
PAS 39	Financial Instruments: Recognition and Measurement	✓		
	Amendments to PAS 39: Transition and Initial Recognition of Financial Assets and Financial Liabilities			✓
	Amendments to PAS 39: Cash Flow Hedge Accounting of Forecast Intragroup Transactions			✓
	Amendments to PAS 39: The Fair Value Option			✓
	Amendments to PAS 39 and PFRS 4: Financial Guarantee Contracts			✓
	Amendments to PAS 39 and PFRS 7: Reclassification of Financial Assets			✓
	Amendments to PAS 39 and PFRS 7: Reclassification of Financial Assets - Effective Date and Transition			✓
	Amendments to Philippine Interpretation IFRIC-9 and PAS 39: Embedded Derivatives			✓
	Amendment to PAS 39: Eligible Hedged Items			✓
	Amendment to PAS 39: Novation of Derivatives and Continuation of Hedge Accounting			✓
PAS 40	Investment Property			✓
	Annual Improvements to PFRSs 2011 - 2013 Cycle: Inter-relationship of PFRS 3 and PAS 40 (Amendment to PAS 40)			✓
	Amendments to PAS 40: Transfers of Investment Property		✓	

PHILIPPINE FINANCIAL REPORTING STANDARDS AND INTERPRETATIONS Effective as of December 31, 2017		Adopted	Not Adopted	Not Applicable
PAS 41	Agriculture			✓
	Amendments to PAS 16 and PAS 41: Agriculture: Bearer Plants			✓
Philippine Interpretations				
IFRIC 1	Changes in Existing Decommissioning, Restoration and Similar Liabilities			✓
IFRIC 2	Members' Share in Co-operative Entities and Similar Instruments			✓
IFRIC 4	Determining Whether an Arrangement Contains a Lease	✓		
IFRIC 5	Rights to Interests arising from Decommissioning, Restoration and Environmental Rehabilitation Funds			✓
IFRIC 6	Liabilities arising from Participating in a Specific Market - Waste Electrical and Electronic Equipment			✓
IFRIC 7	Applying the Restatement Approach under PAS 29 Financial Reporting in Hyperinflationary Economies			✓
IFRIC 9	Reassessment of Embedded Derivatives			✓
	Amendments to Philippine Interpretation IFRIC-9 and PAS 39: Embedded Derivatives			✓
IFRIC 10	Interim Financial Reporting and Impairment			✓
IFRIC 12	Service Concession Arrangements			✓
IFRIC 13	Customer Loyalty Programmes			✓
IFRIC 14	PAS 19 - The Limit on a Defined Benefit Asset, Minimum Funding Requirements and their Interaction			✓
	Amendments to Philippine Interpretations IFRIC- 14, Prepayments of a Minimum Funding Requirement			✓
IFRIC 16	Hedges of a Net Investment in a Foreign Operation			✓
IFRIC 17	Distributions of Non-cash Assets to Owners			✓
IFRIC 18	Transfers of Assets from Customers			✓
IFRIC 19	Extinguishing Financial Liabilities with Equity Instruments			✓
IFRIC 20	Stripping Costs in the Production Phase of a Surface Mine			✓
IFRIC 21	Levies			✓
IFRIC 22	Foreign Currency Transactions and Advance Consideration		✓	
IFRIC 23	Uncertainty over Income Tax Treatments		✓	
SIC-7	Introduction of the Euro			✓
SIC-10	Government Assistance - No Specific Relation to Operating Activities			✓
SIC-15	Operating Leases - Incentives			✓
SIC-25	Income Taxes - Changes in the Tax Status of an Entity or its Shareholders			✓
SIC-27	Evaluating the Substance of Transactions Involving the Legal Form of a Lease			✓
SIC-29	Service Concession Arrangements: Disclosures			✓
SIC-31	Revenue - Barter Transactions Involving Advertising Services			✓
SIC-32	Intangible Assets - Web Site Costs			✓

PHILIPPINE FINANCIAL REPORTING STANDARDS AND INTERPRETATIONS Effective as of December 31, 2017		Adopted	Not Adopted	Not Applicable
Philippine Interpretations Committee Questions and Answers				
PIC Q&A 2006-01	PAS 18, Appendix, paragraph 9 - Revenue recognition for sales of property units under pre-completion contracts			✓
PIC Q&A 2006-02	PAS 27.10(d) - Clarification of criteria for exemption from presenting consolidated financial statements			✓
PIC Q&A 2007-01- Revised	PAS 1.103(a) - Basis of preparation of financial statements if an entity has not applied PFRSs in full			✓
PIC Q&A 2007-02	PAS 20.24.37 and PAS 39.43 - Accounting for government loans with low interest rates [see PIC Q&A No. 2008-02]			✓
PIC Q&A 2007-03	PAS 40.27 - Valuation of bank real and other properties acquired (ROPA)			✓
PIC Q&A 2007-04	PAS 101.7 - Application of criteria for a qualifying NPAE			✓
PIC Q&A 2008-01- Revised	PAS 19.78 - Rate used in discounting post-employment benefit obligations	✓		
PIC Q&A 2008-02	PAS 20.43 - Accounting for government loans with low interest rates under the amendments to PAS 20			✓
PIC Q&A 2009-01	Framework.23 and PAS 1.23 - Financial statements prepared on a basis other than going concern			✓
PIC Q&A 2009-02	PAS 39.AG71-72 - Rate used in determining the fair value of government securities in the Philippines			✓
PIC Q&A 2010-01	PAS 39.AG71-72 - Rate used in determining the fair value of government securities in the Philippines			✓
PIC Q&A 2010-02	PAS 1R.16 - Basis of preparation of financial statements	✓		
PIC Q&A 2010-03	PAS 1 Presentation of Financial Statements - Current/non-current classification of a callable term loan			✓
PIC Q&A 2011-01	PAS 1.10(f) - Requirements for a Third Statement of Financial Position			✓
PIC Q&A 2011-02	PFRS 3.2 - Common Control Business Combinations			✓
PIC Q&A 2011-03	Accounting for Inter-company Loans	✓		
PIC Q&A 2011-04	PAS 32.37-38 - Costs of Public Offering of Shares			✓
PIC Q&A 2011-05	PFRS 1.D1-D8 - Fair Value or Revaluation as Deemed Cost			✓
PIC Q&A 2011-06	PFRS 3, Business Combinations (2008), and PAS 40, Investment Property - Acquisition of Investment properties - asset acquisition or business combination?			✓
PIC Q&A 2012-01	PFRS 3.2 - Application of the Pooling of Interests Method for Business Combinations of Entities Under Common Control in Consolidated Financial Statements			✓
PIC Q&A 2012-02	Cost of a New Building Constructed on the Site of a Previous Building			✓
PIC Q&A 2013-01	Applicability of SMEIG Final Q&As on the Application of IFRS for SMEs to Philippine SMEs			✓
PIC Q&A 2013-02	Conforming Changes to PIC Q&As - Cycle 2013			✓

PHILIPPINE FINANCIAL REPORTING STANDARDS AND INTERPRETATIONS Effective as of December 31, 2017		Adopted	Not Adopted	Not Applicable
PIC Q&A 2013-03 (Revised)	PAS 19 - Accounting for Employee Benefits under a Defined Contribution Plan subject to Requirements of Republic Act (RA) 7641, The Philippine Retirement Law			✓
PIC Q&A 2015-01	Conforming Changes to PIC Q&As - Cycle 2015	✓		
PIC Q&A 2016-01	Conforming Changes to PIC Q&As - Cycle 2016	✓		
PIC Q&A 2016-02	PAS 32 and PAS 38 - Accounting Treatment of Club Shares Held by an Entity			✓
PIC Q&A 2016-04	Application of PFRS 15 "Revenue from Contracts with Customers" on Sale of Residential Properties under Pre-Completion Contracts			✓
PIC Q&A 2017-01	Conforming Changes to PIC Q&As - Cycle 2017	✓		
PIC Q&A 2017-02	PAS 2 and PAS 16 - Capitalization of operating lease cost as part of construction costs of a building			✓
PIC Q&A 2017-03	PAS 28 - Elimination of profits and losses resulting from transactions between associates and/or joint ventures			✓
PIC Q&A 2017-04	PAS 24 - Related party relationships between parents, subsidiary, associate and non-controlling shareholder	✓		
PIC Q&A 2017-05	PFRS 7 - Frequently asked questions on the disclosure requirements of financial instruments under PFRS 7, Financial Instruments: Disclosures	✓		
PIC Q&A 2017-06	PAS 2, 16 and 40 - Accounting for Collector's Items			✓
PIC Q&A 2017-07	PFRS 10 - Accounting for reciprocal holdings in associates and joint ventures			✓
PIC Q&A 2017-08	PFRS 10 - Requirement to prepare consolidated financial statements where an entity disposes of its single investment in a subsidiary, associate or joint venture			✓
PIC Q&A 2017-09	PAS 17 and Philippine Interpretation SIC-15 - Accounting for payments between and among lessors and lessees			✓
PIC Q&A 2017-10	PAS 40 - Separation of property and classification as investment property			✓
PIC Q&A 2017-11	PFRS 10 and PAS 32 - Transaction costs incurred to acquire outstanding non-controlling interest or to sell non-controlling interest without a loss of control			✓
PIC Q&A 2017-12	Subsequent Treatment of Equity Component Arising from Intercompany Loans			✓
PIC Q&A 2018-01	Voluntary changes in accounting policy			✓
PIC Q&A 2018-02	Non-controlling interests and goodwill impairment test			✓
PIC Q&A 2018-03	Fair value of PPE and depreciated replacement cost			✓
PIC Q&A 2018-04	Inability to measure fair value reliably for biological assets within the scope of PAS 41			✓
PIC Q&A 2018-05	Maintenance requirement of an asset held under lease			✓
PIC Q&A 2018-06	Cost of investment in subsidiaries in SFS when pooling is applied			✓

PHILIPPINE FINANCIAL REPORTING STANDARDS AND INTERPRETATIONS Effective as of December 31, 2017		Adopted	Not Adopted	Not Applicable
PIC Q&A 2018-07	Cost of an associate, joint venture, or subsidiary in separate financial statements			✓
PIC Q&A 2018-08	Accounting for the acquisition of non-wholly owned subsidiary that is not a business			✓
PIC Q&A 2018-09	Classification of deposits and progress payments as monetary or non-monetary items			✓
PIC Q&A 2018-10	Scope of disclosure of inventory write-down			✓

Legend:

Adopted - means a particular standard or interpretation is relevant to the operations of the entity (even if it has no effect or no material effect on the financial statements), for which there may be a related particular accounting policy made in the financial statements and/or there are current transactions the amounts or balances of which are disclosed on the face or in the notes of the financial statements.

Not Adopted - means a particular standard or interpretation is effective but the entity did not adopt it due to either of these two reasons: 1) The entity has deviated or departed from the requirements of such standard or interpretation; or 2) The standard provides for an option to early adopt it but the entity decided otherwise.

Not Applicable - means the standard or interpretation is not relevant at all to the operations of the entity.

q) ()

eq)

g year



REPUBLIC OF THE PHILIPPINES
SECURITIES AND EXCHANGE COMMISSION
Ground Floor, Secretariat Building, PICC
City Of Pasay, Metro Manila

"ANNEX C"

COMPANY REG. NO. CS201002286

**CERTIFICATE OF FILING
OF
AMENDED ARTICLES OF INCORPORATION**

KNOW ALL PERSONS BY THESE PRESENTS:


This is to certify that the amended articles of incorporation of the

MERITUS PRIME DISTRIBUTIONS, INC.
(Amending Article III thereof)

copy annexed, adopted on September 14, 2018 by majority vote of the Board of Directors and by the vote of the stockholders owning or representing at least two-thirds of the outstanding capital stock, and certified under oath by the Corporate Secretary and a majority of the Board of Directors of the corporation was approved by the Commission on this date pursuant to the provision of Section 16 of the Corporation Code of the Philippines, Batas Pambansa Blg. 68, approved on May 1, 1980, and copies thereof are filed with the Commission.

Unless this corporation obtains or already has obtained the appropriate Secondary License from this Commission, this Certificate does not authorize it to undertake business activities requiring a Secondary License from this Commission such as, but not limited to acting as: broker or dealer in securities, government securities eligible dealer (GSED), investment adviser of an investment company, close-end or open-end investment company, investment house, transfer agent, commodity/financial futures exchange/broker/merchant, financing/lending company and time shares/club shares/membership certificates issuers or selling agents thereof; nor to operate a fiat money to virtual currency exchange. Neither does this Certificate constitute as permit to undertake activities for which other government agencies require a license or permit.

IN WITNESS WHEREOF, I have set my hand and caused the seal of this Commission to be affixed to this Certificate at Pasay City, Metro Manila, Philippines, this 1st day of April, Twenty Nineteen.


DANIEL P. GABUYO
Assistant Director
SO Order 1188 Series of 2018

STA/qba

COVER SHEET

for Applications at COMPANY REGISTRATION AND MONITORING DEPARTMENT

Nature of Application

AMENDMENT

SEC Registration Number

C S 2 0 1 0 0 2 2 8 6

Former Company Name

M E R I T U S P R I M E D I S T R I B U T I O N S ,
I N C .

AMENDED TO:
New Company Name

Principal Office (No./Street/Barangay/City/Town)Province)

U N I T 7 0 4 F E D E R A L T O W E R
D A S M A R I Ñ A S S T . , B I N O N D O , M A N I L A

ZIP CODE

1 0 0 6

COMPANY INFORMATION

Company Email Address

info@meritusph.com

Company's Telephone Number/s

243-6630

Mobile Number

CONTACT PERSON INFORMATION

The designated person MUST be a Director/Trustee/Partner/Officer/Resident Agent of the Corporation

Name of Contact Person

Evelyn B. Binanitan

Email Address

Telephone Number/s

(02) 522-8801

Mobile Number

Contact Person's Address

No. 900 Romualdez St., Paco, Manila

To be accomplished by CRMD Personnel

Date

Signature

Assigned Processor

Document I.D.

Received by Corporate Filing and Records Division (CFRD)

Forwarded to:

<input type="checkbox"/>
<input type="checkbox"/>
<input type="checkbox"/>
<input type="checkbox"/>
<input type="checkbox"/>

Corporate and Partnership Registration Division
Green Lane Unit
Financial Analysis and Audit Division
Licensing Unit
Compliance Monitoring Division

**AMENDED ARTICLES OF INCORPORATION
OF**

MERITUS PRIME DISTRIBUTIONS, INC.

KNOW ALL MEN BY THESE PRESENTS:

The we, all of legal age, citizens and residents of the Republic of the Philippines, this day voluntarily associated ourselves together for the purpose of forming a corporation under the laws of the Republic of the Philippines.

AND WE HEREBY CERTIFY:

FIRST: The name of this corporation shall be:

MERITUS PRIME DISTRIBUTIONS, INC.

SECOND: A. That the primary purpose of this corporation is

To carry on the business of buying, selling, importing, exporting, manufacturing, repacking, preparing, bottling and distribution on wholesale of all kinds of wines and spirits, liquors, beers and other alcoholic and non-alcoholic beverages and drinks, fresh and processed foods and other consumer products and accessories as allowed by law; of dealing in and working with all kinds of ingredients, materials, articles, appliances, supplies, property, processes, machine, tools and equipment used in, necessary, convenient or incidental to the purchase, sale, import, export, manufacture, repacking, bottling and distribution of such products; and in pursuance thereof, it shall purchase, acquire, sell, dispose, and license all patent rights improved methods, trade names, trademarks and other intellectual property rights to such products, property and processes, suitable, necessary, useful or advisable in connection with any of these businesses set forth.

B. That the corporation shall have all the express powers of a corporation as provided for under Section 36 of the Corporation Code of the Philippines.

THIRD: That the place where the principal office of the corporation is to be established is at Unit 704 Federal Tower, Dasmarinas St. Brgy. 282, Zone 026, San Nicolas, Manila 1010
(As amended on September 14, 2018 by the Board of Directors and by the Stockholders and the Corporation representing at least 2/3 of the entire issued and outstanding capital stock.)

FOURTH: That the term of for which the corporation is to exist is fifty (50) years from the year from and after the date of issuance of the certificate of incorporation.

FIFTH: That the names, nationalities, and residents of the incorporators are as follows;

Name	Nationality	Residence
Maridel Behagan	Filipino	1343 Mercedes Street, Purok, Manila
Lilia Gonzales	Filipino	1134 San Francisco St., Purok, Manila
Girle M. Sy	Filipino	1242 San Francisco St., Purok, Manila 1242 San Francisco St., Purok, Manila

TENTH: That Mary Jane Sim has been elected by the subscribers as treasurer of the Corporation to act as such until his/her successor is duly elected and qualified in accordance with the by-laws; and that as such Treasurer, he/she has been authorized to receive for and in the name and for the benefit of the corporation, all subscriptions paid by the subscribers.

ELEVENTH: That the incorporators undertake to change the name of the corporation immediately upon receipt of notice or directive from the Securities and Exchange Commission that another corporation, partnership or person has acquired a prior right to the use of the name or that the name has been declared misleading, deceptive confusingly similar to a registered name, or contrary to public morals, good customs or public policy.

In Witness whereof, we have set out hands this 10th day of February, 2010 at Manila.

(Signed)
MARIDEL BEHAGAN

(Signed)
LILIA GONZALES

(Signed)
GIRLIE M. SY

(Signed)
MARY JANE SIM

(Signed)
MELISSA JEAN FUNG

WITNESSES:

ACKNOWLEDGEMENT

Republic of the Philippines)
Manila.) S.S.

BEFORE ME, a Notary Public in and for Manila Philippines, this 10th day of February, 2010, personally appeared:

Name	Community Tax Certificate No.	Date & Place Issued
Maridel Behagan	02692646	Jan. 19, 2010/Manila
Lilia Gonzales	01446849	Feb. 9, 2010/Manila
Girlye M. Sy	12249799	Feb. 9, 2010/Manila
Mary Jane Sim	12249819	Jan. 19, 2010/Manila
Melissa Jean Fung	12249808	Jan. 19, 2010/Manila

all known to me and to me known to be the same persons who executed the foregoing ARTICLES OF INCORPORATION and acknowledged to me that the same is their free and voluntarily act and deed.

IN TESTIMONY WHEREOF, I have hereunto set my hand and affixed my notarial seal on the date and at the first above written.

Doc. No. 110;
Page No. 22;
Book No. 1;
Series of 2010

(SIGNED)
ATTY. RONALD SEGUNDINO C. CHING
NOTARY PUBLIC-CITY OF MANILA
ADMIN. NO. 2009-193-UNTIL DEC. 31, 2010
ROLL NO. 54899
NO. 794111/01-04-2010 MANILA IV
PTR NO. MLA. 8237440/01-04-2010/ MANILA

(STOCK)

BY-LAWS
OF
MERITUS PRIME DISTRIBUTIONS, INC.

(Name of Corporation)

ARTICLE I

SUBSCRIPTION, ISSUANCE AND TRANSFER OF SHARES

Section 1. Subscriptions – Subscribers to the capital stock of the corporation shall pay the value of the stock in accordance with the terms and conditions prescribed by the Board of Directors. Unpaid subscriptions shall not earn interest unless determined by the Board of Directors.

Section 2. Certificate – The stockholders shall be entitled to one or more certificates for fully paid stock subscription in his name in the books of the corporation. The certificates contain the matters required by law and the Articles of Incorporation. They shall be in such form and design as may be determined by the Board of Directors and numbered consecutively. The certificate shall be signed by the President, countersigned by the Secretary or Assistant Secretary, and sealed with the corporate seal.

Section 3. Transfer of Share - Subject to the restrictions, terms and conditions contained in the Articles of Incorporation, shares may be transferred, sold, assigned or pledged by delivery of the certificates duly indorsed by the stockholder, his attorney-in-fact, or other legally authorized person. The transfer shall be valid and binding on the corporation only upon record thereof in the books of the corporation. The Secretary shall cancel the stock certificates and issue new certificates to the transferee.

No share of stock against which the corporation holds unpaid claim shall be transferable in the books of the corporations.

All certificates surrendered for transfer shall be stamped "Cancelled" on the face thereof, together with the date of cancellation, and attached to the corresponding stub with the certificate book.

Section 4. Lost Certificates – In case any stock certificate is lost, stolen, or destroyed, a new certificate may be issued in lieu thereof in accordance with the procedure prescribed under Section 73 of the Corporation Code.

ARTICLE II

MEETINGS OF STOCKHOLDERS

Section 1. Annual / Regular Meetings – The annual / regular meeting of stockholders shall be held at the principal office on June 20th of each year, if legal holiday then on the day following.

Section 2. Special Meeting – The special meetings of stockholders, for any purpose or purposes, may at anytime be called by any of the following: (a) Board of Directors, at its own instance, or at the written request of stockholders representing a majority of the outstanding capital stock, (b) President.

Section 3. Place of Meeting – Stockholders meetings, whether regular or special, shall be held in the principal office of the corporation or at any place designated by the Board of Directors in the city or municipality where the principal office of the corporation is located.

Section 4. Notice of Meeting – Notices for regular or special meetings of stockholders may be sent by the Secretary by personal delivery or by mail at least two (2) weeks prior to the date of the meeting to each stockholder of record at his last known address. The notice shall state the place, date and hour of the meeting, and the purpose or purposes for which the meeting is called.

When meeting of stockholders is adjourned to another or place, it shall not be necessary to give any notice of the adjourned meeting if the time and place to which the meeting is adjourned are announced at the meeting at which the adjournment is taken. At the reconvened meeting, any business may be transacted that might have been transacted on the original date of the meeting.

Section 5. Quorum – Unless otherwise provided by law, in all regular or special meeting if stockholders, a majority of the outstanding capital stock must be present or represented in order to constitute a quorum. If no quorum is constituted, the meeting shall be adjourned until the requisite amount of stock shall be present.

Section 6. Conduct of Meeting – Meeting of the stockholders shall be presided over by the President, or in his absence, by a chairman to be chosen by the stockholders. The Secretary, shall act as Secretary of every meetings, but if not present, the chairman of the meeting shall appoint a secretary of the meeting.

Section 7. Manner of Voting – At all meetings of stockholder, a stockholder may vote in person or by proxy. Unless otherwise provided in the proxy, it shall be valid only for the meeting at which it has been presented to the Secretary. All proxies must be in the hands of the Secretary before the time set for the meeting. Proxies filed with the Secretary may be revoked by the stockholders either in an instrument in writing duly presented and recorded with the Secretary, prior to a scheduled meeting or by their personal presence at the meeting.

Section 8. Closing of Transfer Books or Fixing of Record Date – For the purpose of determining the stockholders entitled to notice of to vote at, any meeting of stockholders or any adjournment thereof or to receive payment of any dividend, the Board of Directors may provide that the stock and transfer books be closed for ten (10) working days immediately preceding such meeting.

ARTICLE III

BOARD OF DIRECTORS

Section 1. Powers of Board – Unless otherwise provided by law, the corporate powers of the corporation shall be exercised, all business conducted and all property of the corporation controlled and held by the Board of Directors to be elected by and from among the stockholders. Without prejudice to such powers as may be granted by law, the Board of Directors shall also have the following powers:

- a) From time to time, to make and change rules and regulations not inconsistent with these by-laws for the management of the corporation's business and affairs;
- b) To purchase, receive, take or otherwise acquire for and in the name of the corporation, any and all properties, rights, or privileges, including securities and bonds of other corporations, for such consideration and upon such terms and conditions as the Board may deem proper or convenient;
- c) To invest the funds of the corporation in other corporations or for purposes other than those for which the corporation was organized, subject to such stockholders approval as may be required by law;
- d) To incur such indebtedness as the Board may deem necessary, to issue evidence of indebtedness including without limitation, notes, deeds of trust, bonds, debentures, or securities, subject to such stockholders approval as may be required by law, and/or pledge, mortgage, or otherwise encumber all or part of the properties of the corporation;
- e) To establish pension, retirement, bonus, or other types of incentives or compensation plans for the employees, including officers and directors of the corporation;
- f) To prosecute, maintain, defend, compromise or abandon any lawsuit in which the corporation or its officer are either plaintiffs or defendants in connection with the business of the corporation;

- g) To delegate, from time to time, any of the powers of the Board which may lawfully be delegated in the course of the current business of the corporation to any standing or special committee or to any officer or agent and to appoint any person to be agent of the corporation which such powers and upon such terms as may be deemed fit;
- h) To implement these by-laws and to act on any matter not covered by these by-laws provided such matter does not require the approval or consent of the stockholders under Corporation Code.

Section 2. Election and Term – The Board of Directors shall be elected during each regular meeting of stockholders and shall hold office for one (1) year and until their successors are elected and qualified.

Section 3. Vacancies – Any vacancy occurring in the Board of Directors other than by removal by the stockholders or by expiration of term, may be filled by the vote of at least a majority of the remaining directors, if still constituting a quorum; otherwise, the vacancy must be filled by the stockholders at a regular or at any special meeting of stockholders called for the purpose. A director so elected to fill a vacancy shall be elected only for the unexpired term of his predecessor in office.

The vacancy resulting from the removal of a director by the stockholders in the manner provided by law may be filled by election at the same meeting of stockholders without further notice, or at any regular or at any special meeting of the stockholders called for the purpose, after giving notice as prescribed in these by-laws.

Section 4. Meetings – Regular meetings of the Board of Directors shall be held once a month on such dates and at places as may be called by the Chairman of the Board, or upon the request of a majority of the Directors.

Section 5. Notice – Notice of the regular or special meeting of the Board, specifying the date, time and place of the meeting, shall be communicated by the Secretary of each director personally, or by telephone, telegram, or by written message. A director may waive this requirement, either expressly or impliedly.

Section 6. Quorum – A majority of the number of directors as fixed in the Articles of Incorporation shall constitute a quorum for the transaction of corporate business and every decision of at least a majority of the directors present at a meeting at which there is a quorum shall be valid as a corporate act, except for the election of officers which shall require the vote of a majority of all the members of the Board.

Section 7. Conduct of the Meetings – Meetings of the Board of Directors shall be presided over by the Chairman of the Board, or in his absence, by any other director chosen by the Board. The Secretary shall act as secretary of every meeting, if not present, the Chairman of the meeting shall appoint a secretary of the meeting.

Section 8. Compensation – By-resolution of the Board, each director shall receive a reasonable per diem allowance for his attendance at each meeting of the Board. As compensation, the Board shall receive and allocate an amount of not more than ten percent (10%) of the net income before income tax of the corporation during the preceding year. Such compensation shall be determined and apportioned among the directors in such manner as the Board may deem proper, subject to the approval of stockholders representing at least a majority if the outstanding capital stock at a regular or special meeting of the stockholders.

ARTICLE IV

OFFICER

Section 1. Election / Appointment – Immediately after their election, the Board of Directors shall formally organize by electing the President, the Vice-President, the Treasurer, and the Secretary at said meeting.

The Board may, from time to time, appoint such other officers as it may determine to be necessary or proper. Any two (2) or more positions may be held concurrently by the same person, except that no one shall act as President and Treasurer or Secretary at the same time.

Section 2. President – The President shall be the Chief Executive Office of the corporation and shall exercise the following functions.

- a) To preside at the meetings of the stockholders;
- b) To initiate and develop corporate objective and policies and formulate long range projects, plans and programs for the approval of the Board of Directors, including those for executive training, development and compensation;
- c) To supervise and manage the business affairs of the corporation upon the direction of the Board of Directors;
- d) To implement the administrative and operational policies of the corporation under this supervision and control;
- e) To appoint, remove, suspend or discipline employees of the corporation, prescribe their duties, and determine their salaries;
- f) To oversee the preparation of the budgets and the statements of accounts of the corporation;
- g) To represent the corporation at all functions and proceedings;

- h) To execute on behalf of the corporation all contracts, agreement and other instruments affecting the interests of the corporation which require the approval of the Board of Directors.
- i) To make reports to the Board of Directors and stockholders;
- j) To sign certificates of stock;
- k) To perform such other duties as are incident to his office or are entrusted to him by the Board of Directors.

Section 3. The Vice-President – He shall, if qualified, act as President in the absence of the latter. He shall have such other powers and duties as may from time to time be assigned to him by the Board of Directors or by the President.

Section 4. The Secretary – The Secretary must be a resident and citizen of the Philippines. He shall have the following specific powers and duties;

- a) To record the minutes and transactions of all meetings of the directors and the stockholders and to maintain minute books of such meetings in the form and manner required by law;
- b) To keep record books showing the details required by the law with respect to the stock certificates of the corporation, including ledgers and transfer books showing all shares of the corporation subscribed, issued and transferred;
- c) To keep the corporate seal and affix it all papers and documents requiring a seal, and to attest by his signature all corporate documents requiring the same;
- d) To attend to the giving and serving of all notices of the corporation required by law or these by-laws to be given;
- e) To certify to such corporate acts, countersign corporate documents or certificates, and make reports or statements as may be required of him by law or by government rules and regulations.
- f) To act as inspector at the election of directors and, as such, to determine the number of shares of stock outstanding and entitled to vote, the shares of stock represented at the meeting, the existence of a quorum, the validity and effect of proxies, and to receive votes, ballots or consents, hear and determine questions in connection with the right to vote, count and tabulate all votes, determine the result, and do such acts as are proper to conduct the election.
- g) To perform such other duties as are incident to his office or as may be assigned to him by the Board of Directors or the President.

Section 5. The Treasurer – The Treasurer of the corporation shall have the following duties;

- a) To keep full and accurate accounts of receipts and disbursement in the books of the corporation;
- b) To have custody of, and be responsible for, all the funds, securities and bonds of the corporation;
- c) To deposit in the name and to the credit of the corporation, in such bank as may be designated from time to time by the Board of Directors, all the money's funds, securities, bonds, and similar valuable effects belonging to the corporations which may come under his control;
- d) To render an annual statements showing the financial condition of the corporation and such other financial reports as the Board of Directors, or the President may, from time to time require;
- e) To prepare such financial reports, statements, certifications and other documents which may, from time to time, be required by government rules and regulations and to submit the same to the proper government agencies;
- f) To exercise such powers and perform such duties and functions as may be assigned to him by the President.

Section 6. Term of Office – The term of office of all officers shall have one (1) year and until their successors are duly elected and qualified.

Section 7. Vacancies – If any position of the officers becomes vacant by reason of death, resignation, disqualification or for any other cause, the Board of Directors, by majority vote may elect a successor who shall hold office for the unexpired term.

Section 8. Compensation – The officers shall receive such remuneration as the Board of Directors may determine. A director shall not be precluded from serving the corporation in any other capacity as an officer, agent or otherwise and receiving compensation thereof.

ARTICLE V

OFFICES

Section 1. The principal office of the corporation shall be located at the place stated in Article III of the Articles of Incorporation. The corporation may have such other branch officers, either within or outside the Philippines as the Board of Directors may designate.

ARTICLE VI

AUDIT OF BOOKS, FISCAL YEAR AND DIVIDENDS

Section 1. External Auditor – At the regular stockholders meeting the external of the corporation for the ensuring year shall be appointed. The external auditor shall examine, verify and report on the earnings and expenses of the corporation.

Section 2. Fiscal Year – The fiscal year of the corporation shall begin of the first day of January and end on the last day December of each year.

Section 3. Dividends – Dividends shall be declared and paid out of the unrestricted retained earnings which shall be payable in cash, property, or stock to all stockholders on the basis of outstanding stock held by them, as often and at such times as the Board of Directors may determine and in accordance with law.

ARTICLE VII

SEAL

Section 1. Form and Inscriptions The corporate seal shall be determined by the Board of Directors.

ARTICLES VIII


AMENDMENTS

Section 1. These by-laws may be amended or replaced by the affirmative vote of at least a majority if the Board Directors and the stockholders representing a majority of the outstanding capital stock at any stockholders meeting called for that purpose. However, the power of amend, modify, repeal or adopt new by-laws may be delegated to the Board of Directors by the affirmative vote of stockholders representing not less than two-thirds of the outstanding capital stock; provided, however, that any such delegation of powers to the Board of Directors to amend, repeal or adopt new by-laws may be revoked only by the vote of stockholders representing a majority of the outstanding capital stock at a regular or special meeting.

IN WITNESS WHEREOF, we the undersigned stockholders have adopted the foregoing by-laws and hereunto affixed our signatures this 10th day of February, 200 10 at Manila

(Note: 1. If filed with Articles of Incorporation, these by-laws should be signed by all incorporations;

2. If filed after incorporators, should be signed by majority of the subscribers and should submit director's certificate for the adoption of the by-laws)



MARIDEL BEHAGAN

~~TIN- 123-456-789~~




LILIA GONZALES

~~TIN- 123-456-789~~




GIRLIE M. SY

~~TIN- 123-456-789~~



MARY LANE SIM

~~TIN- 123-456-789~~



MELISSA JEAN FUNG

~~TIN- 123-456-789~~

TIN-

D

TIN-

TIN-

D

TIN-

TIN-

D

TIN-

TIN-

D

TIN-

TIN-

AR DAYS FROM THE DATE OF THE ANNUAL
ATION REQUIRED NOT APPLICABLE TO THE
ERS' MEETING IS HELD ON A DATE OTHER THAN
AYS AFTER THE ELECTION OF THE DIRECTORS

Page 1

AMENDED GENERAL INFORMATION SHEET

STOCK CORPORATION

===== PLEASE PRINT LEGIBLY =====

Corporate Name:

MERITUS PRIME DISTRIBUTIONS, INC.

A. Is the Corporation a covered person under the Anti Money Laundering Act (AMLA), as amended? (Rep. Acts. 9160/9164/10167/10365) ☐ Yes ☒ No

Please check the appropriate box:

<p>1.</p> <p><input type="checkbox"/> a. Banks</p> <p><input type="checkbox"/> b. Offshore Banking Units</p> <p><input type="checkbox"/> c. Quasi-Banks</p> <p><input type="checkbox"/> d. Trust Entities</p> <p><input type="checkbox"/> e. Non-Stock Savings and Loan Associations</p> <p><input type="checkbox"/> f. Pawnshops</p> <p><input type="checkbox"/> g. Foreign Exchange Dealers</p> <p><input type="checkbox"/> h. Money Changers</p> <p><input type="checkbox"/> i. Remittance Agents</p> <p><input type="checkbox"/> j. Electronic Money Issuers</p> <p><input type="checkbox"/> k. Financial Institutions which Under Special Laws are subject to Bangko Sentral ng Pilipinas' (BSP) supervision and/or regulation, including their subsidiaries and affiliates.</p>	<p>4. <input type="checkbox"/> Jewelry dealers in precious metals, who, as a business, trade in precious metals</p>		
<p>2.</p> <p><input type="checkbox"/> a. Insurance Companies</p> <p><input type="checkbox"/> b. Insurance Agents</p> <p><input type="checkbox"/> c. Insurance Brokers</p> <p><input type="checkbox"/> d. Professional Reinsurers</p> <p><input type="checkbox"/> e. Reinsurance Brokers</p> <p><input type="checkbox"/> f. Holding Companies</p> <p><input type="checkbox"/> g. Holding Company Systems</p> <p><input type="checkbox"/> h. Pre-need Companies</p> <p><input type="checkbox"/> i. Mutual Benefit Association</p> <p><input type="checkbox"/> j. All Other Persons and entities supervised and/or regulated by the Insurance Commission (IC)</p>	<p>5. <input type="checkbox"/> Jewelry dealers in precious stones, who, as a business, trade in precious stone</p>		
<p>3.</p> <p><input type="checkbox"/> a. Securities Dealers</p> <p><input type="checkbox"/> b. Securities Brokers</p> <p><input type="checkbox"/> c. Securities Salesman</p> <p><input type="checkbox"/> d. Investment Houses</p> <p><input type="checkbox"/> e. Investment Agents and Consultants</p> <p><input type="checkbox"/> f. Trading Advisors</p> <p><input type="checkbox"/> g. Other entities managing Securities or rendering similar services</p> <p><input type="checkbox"/> h. Mutual Funds or Open-end Investment Companies</p> <p><input type="checkbox"/> i. Close-end Investment Companies</p> <p><input type="checkbox"/> j. Common Trust Funds or Issuers and other similar entities</p> <p><input type="checkbox"/> k. Transfer Companies and other similar entities</p> <p><input type="checkbox"/> l. Other entities administering or otherwise dealing in currency, commodities or financial derivatives based there on</p> <p><input type="checkbox"/> m. Entities administering or otherwise dealing in valuable objects</p> <p><input type="checkbox"/> n. Entities administering or otherwise dealing in cash Substitutes and other similar monetary instruments or property supervised and/or regulated by the Securities and Exchange Commission (SEC)</p>	<p>6. Company service providers which, as a business, provide any of the following services to third parties:</p> <p><input type="checkbox"/> a. acting as a formation agent of juridical persons</p> <p><input type="checkbox"/> b. acting as (or arranging for another person to act as) a director or corporate secretary of a company, a partner of a partnership, or a similar position in relation to other juridical persons</p> <p><input type="checkbox"/> c. providing a registered office, business address or accommodation, correspondence or administrative address for a company, a partnership or any other legal person or arrangement</p> <p><input type="checkbox"/> d. acting as (or arranging for another person to act as) a nominee shareholder for another person</p>		
	<p>7. Persons who provide any of the following services:</p> <p><input type="checkbox"/> a. managing of client money, securities or other assets</p> <p><input type="checkbox"/> b. management of bank, savings or securities accounts</p> <p><input type="checkbox"/> c. organization of contributions for the creation, operation or management of companies</p> <p><input type="checkbox"/> d. creation, operation or management of juridical persons or arrangements, and buying and selling business entities</p>		
	<p>8. <input type="checkbox"/> None of the above</p>		
	<table border="1" style="width:100%; border-collapse: collapse;"> <tr> <td style="width:20%; padding: 5px; vertical-align: top;">Describe nature of business:</td> <td style="padding: 5px;">To carry on the business of buying, selling, importing, exporting, manufacturing, repacking, preparing, bottling and distribution on wholesale of all kinds of wines, spirits, liquors, beers and other alcoholic beverages and others</td> </tr> </table>	Describe nature of business:	To carry on the business of buying, selling, importing, exporting, manufacturing, repacking, preparing, bottling and distribution on wholesale of all kinds of wines, spirits, liquors, beers and other alcoholic beverages and others
Describe nature of business:	To carry on the business of buying, selling, importing, exporting, manufacturing, repacking, preparing, bottling and distribution on wholesale of all kinds of wines, spirits, liquors, beers and other alcoholic beverages and others		
<p>B. Has the Corporation complied with the requirements on Customer Due Diligence (CDD) or Know Your Customer (KYC), record-keeping, and submission of reports under the AMLA, as amended, since the last filing of its GIS?</p>			
<input type="radio"/> Yes <input checked="" type="radio"/> No			

AMENDED GENERAL INFORMATION SHEET
STOCK CORPORATION

===== PLEASE PRINT LEGIBLY =====

CORPORATE NAME:		MERITUS PRIME DISTRIBUTIONS, INC.					
CAPITAL STRUCTURE							
AUTHORIZED CAPITAL STOCK							
	TYPE OF SHARES *	NUMBER OF SHARES	PAR/STATED VALUE	AMOUNT (PhP) (No. of shares X Par/Stated Value)			
	COMMON	7,500,000	100.00	750,000,000.00			
TOTAL		7,500,000	TOTAL P	750,000,000.00			
SUBSCRIBED CAPITAL							
FILIPINO	NO. OF STOCK-HOLDERS	TYPE OF SHARES *	NUMBER OF SHARES	NUMBER OF SHARES IN THE HANDS OF THE PUBLIC **	PAR/STATED VALUE	AMOUNT (PhP)	% OF OWNERSHIP
	7	COMMON	7,500,000	100.00		750,000,000.00	100.00%
TOTAL		7,500,000	TOTAL	TOTAL P	750,000,000.00		100.00%
FOREIGN (INDICATE BY NATIONALITY)	NO. OF STOCK-HOLDERS	TYPE OF SHARES *	NUMBER OF SHARES	NUMBER OF SHARES IN THE HANDS OF THE PUBLIC **	PAR/STATED VALUE	AMOUNT (PhP)	% OF OWNERSHIP
N/A	N/A	N/A	N/A	N/A		N/A	N/A
Percentage of Foreign Equity :		TOTAL	0	TOTAL	TOTAL P	0.00	0.00%
TOTAL SUBSCRIBED P						750,000,000.00	100.00%
PAID-UP CAPITAL							
FILIPINO	NO. OF STOCK-HOLDERS	TYPE OF SHARES *	NUMBER OF SHARES	PAR/STATED VALUE	AMOUNT (PhP)	% OF OWNERSHIP	
	7	COMMON	7,500,000	100.00		750,000,000.00	100.00%
TOTAL		7,500,000	TOTAL P	750,000,000.00		100.00%	
FOREIGN (INDICATE BY NATIONALITY)	NO. OF STOCK-HOLDERS	TYPE OF SHARES *	NUMBER OF SHARES	PAR/STATED VALUE	AMOUNT (PhP)	% OF OWNERSHIP	
N/A	N/A	N/A	N/A	N/A		N/A	N/A
TOTAL		0	TOTAL P	0.00		0.00%	
TOTAL PAID-UP P					750,000,000.00		100.00%
NOTE: USE ADDITIONAL SHEET IF NECESSARY							
* Common, Preferred or other classification							
** Other than Directors, Officers, Shareholders owning 10% of outstanding shares.							

AMENDED GENERAL INFORMATION SHEET

STOCK CORPORATION

PLEASE PRINT LEGIBLY

CORPORATE NAME:		MERITUS PRIME DISTRIBUTIONS, INC.						
DIRECTORS / OFFICERS								
NAME/CURRENT RESIDENTIAL ADDRESS	NATIONALITY	INC'R	BOARD	GENDER	STOCK HOLDER	OFFICER	EXEC. COMM.	TAX IDENTIFICATION NUMBER
1. CAMILLE CLARISSE P. CO [REDACTED]	Filipino	N	C	F	Y	Chairman and President	N/A	[REDACTED]
2. LUCIO L. CO [REDACTED]	Filipino	N	M	M	Y	Director	N/A	[REDACTED]
3. SUSAN P. CO [REDACTED]	Filipino	N	M	F	Y	Director	N/A	[REDACTED]
4. FERDINAND VINCENT P. CO [REDACTED]	Filipino	N	M	M	Y	Director	N/A	[REDACTED]
5. PAMELA JUSTINE P. CO [REDACTED]	Filipino	N	M	M	Y	Director	N/A	[REDACTED]
6. MARIDEL BEHAGAN [REDACTED]	Filipino	N	N	F	N	Vice-President	N/A	[REDACTED]
7. EVELYN B. BINANITAN [REDACTED]	Filipino	N	N	F	N	Corporate Secretary	N/A	[REDACTED]
8. CATHERINE W. CAI [REDACTED]	Filipino	N	N	F	N	Treasurer	N/A	[REDACTED]

INSTRUCTION:

FOR SEX COLUMN, PUT "F" FOR FEMALE, "M" FOR MALE.

FOR BOARD COLUMN, PUT "C" FOR CHAIRMAN, "M" FOR MEMBER, "I" FOR INDEPENDENT DIRECTOR.

FOR INC'R COLUMN, PUT "Y" IF AN INCORPORATOR, "N" IF NOT.

FOR STOCKHOLDER COLUMN, PUT "Y" IF A STOCKHOLDER, "N" IF NOT.

FOR OFFICER COLUMN, INDICATE PARTICULAR POSITION IF AN OFFICER, FROM VP UP INCLUDING THE POSITION OF THE TREASURER, SECRETARY, COMPLIANCE OFFICER AND/OR ASSOCIATED PERSON.

FOR EXECUTIVE COMMITTEE, INDICATE "C" IF MEMBER OF THE COMPENSATION COMMITTEE; "A" FOR AUDIT COMMITTEE; "N" FOR NOMINATION ELECTION COMMITTEE. ADDITIONALLY WRITE "C" AFTER SLASH IF CHAIRMAN AND "M" IF MEMBER.

AMENDED GENERAL INFORMATION SHEET
STOCK CORPORATION

===== PLEASE PRINT LEGIBLY =====						
CORPORATE NAME:		MERITUS PRIME DISTRIBUTIONS, INC.				
TOTAL NUMBER OF STOCKHOLDERS:		7			NO. OF STOCKHOLDERS WITH 100 OR MORE SHARES	
TOTAL ASSETS BASED ON LATEST AUDITED FINANCIAL STATEMENTS:					1,494,110,151.00	
STOCKHOLDER'S INFORMATION						
NAME, NATIONALITY AND CURRENT RESIDENTIAL ADDRESS	SHARES SUBSCRIBED				AMOUNT PAID (PhP)	TAX IDENTIFICATION NUMBER
	TYPE	NUMBER	AMOUNT (PhP)	% OF OWNER- SHIP		
1 COSCO CAPITAL, INC. FILIPINO [REDACTED] [REDACTED]	COMMON	7,499,994	749,999,400.00	100.00%	749,999,400.00	[REDACTED]
	TOTAL	7,499,994	749,999,400.00			
2. LUCIO L. CO FILIPINO [REDACTED] [REDACTED]	COMMON	1	100.00	0.00%	100.00	[REDACTED]
	TOTAL	1	100.00			
3. SUSAN P. CO FILIPINO [REDACTED] [REDACTED]	COMMON	1	100.00	0.00%	100.00	[REDACTED]
	TOTAL	1	100.00			
4. FERDINAND VINCENT P. CO FILIPINO [REDACTED] [REDACTED]	COMMON	1	100.00	0.00%	100.00	[REDACTED]
	TOTAL	1	100.00			
5. PAMELA JUSTINE P. CO FILIPINO [REDACTED] [REDACTED]	COMMON	1	100.00	0.00%	100.00	[REDACTED]
	TOTAL	1	100.00			
6. CAMILLE CLARISSE P. CO FILIPINO [REDACTED] [REDACTED]	COMMON	1	100.00	0.00%	100.00	[REDACTED]
	TOTAL	1	100.00			
7. KATRINA MARIE P. CO FILIPINO [REDACTED] [REDACTED]	COMMON	1	100.00	0.00%	100.00	[REDACTED]
	TOTAL	1	100.00			
TOTAL AMOUNT OF SUBSCRIBED CAPITAL				100.00%	750,000,000.00	
TOTAL AMOUNT OF PAID-UP CAPITAL						

INSTRUCTION: SPECIFY THE TOP 20 STOCKHOLDERS AND INDICATE THE REST AS OTHERS
<i>Note: For PDTC Nominee included in the list, please indicate further the beneficial owners owning more than 5% of any class of the company's voting securities. Attach separate sheet, if necessary.</i>

AMENDED GENERAL INFORMATION SHEET
STOCK CORPORATION

===== PLEASE PRINT LEGIBLY =====			
CORPORATE NAME: MERITUS PRIME DISTRIBUTIONS, INC.			
1. INVESTMENT OF CORPORATE FUNDS IN ANOTHER CORPORATION	AMOUNT (PhP)	DATE OF BOARD RESOLUTION	
1.1 STOCKS	N/A	N/A	
1.2 BONDS/COMMERCIAL PAPER (Issued by Private Corporations)	N/A	N/A	
1.3 LOANS/ CREDITS/ ADVANCES	N/A	N/A	
1.4 GOVERNMENT TREASURY BILLS	N/A	N/A	
1.5 OTHERS	N/A	N/A	
2. INVESTMENT OF CORPORATE FUNDS IN ACTIVITIES UNDER ITS SECONDARY PURPOSES (PLEASE SPECIFY:)	DATE OF BOARD RESOLUTION	DATE OF STOCKHOLDERS RATIFICATION	
N/A	N/A	N/A	
3. TREASURY SHARES	NO. OF SHARES	% AS TO THE TOTAL NO. OF SHARES ISSUED	
	N/A		
4. UNRESTRICTED/UNAPPROPRIATED RETAINED EARNINGS AS OF END OF LAST FISCAL YEAR : 393,606,397			
5. DIVIDENDS DECLARED DURING THE IMMEDIATELY PRECEDING YEAR:			
TYPE OF DIVIDEND	AMOUNT (PhP)	DATE DECLARED	
5.1 CASH	N/A	N/A	
5.2 STOCK	N/A	N/A	
5.3 PROPERTY	N/A	N/A	
TOTAL	P		
6. ADDITIONAL SHARES ISSUED DURING THE PERIOD:			
DATE	NO. OF SHARES	AMOUNT	
N/A	N/A	N/A	
SECONDARY LICENSE/REGISTRATION WITH SEC AND OTHER GOV'T AGENCY:			
NAME OF AGENCY:	SEC	B S P	I C
TYPE OF LICENSE/REGN.	N/A	N/A	N/A
DATE ISSUED:	N/A	N/A	N/A
DATE STARTED OPERATIONS:	N/A	N/A	N/A
TOTAL ANNUAL COMPENSATION OF DIRECTORS DURING THE PRECEDING FISCAL YEAR (in PhP)	TOTAL NO. OF OFFICERS	TOTAL NO. OF RANK & FILE EMPLOYEES	TOTAL MANPOWER COMPLEMENT
1,174,429.00	8	28	36

NOTE: USE ADDITIONAL SHEET IF NECESSARY

I, EVELYN B. BINANITAN Corporate Secretary of MERITUS PRIME DISTRIBUTIONS, INC. declare under penalty of perjury that all matters set forth in this GIS have been made in good faith, duly verified by me and to the best of my knowledge and belief are true and correct.

I hereby attest that all the information in this GIS are being submitted in compliance with the rules and regulations of the Securities and Exchange Commission (SEC) the collection, processing, storage and sharing of said information being necessary to carry out the functions of public authority for the performance of the constitutionally and statutorily mandated functions of the SEC as a regulatory agency.

I further attest that I have been authorized by the Board of Directors/Trustees to file this GIS with the SEC.


I understand that the Commission may place the corporation under delinquent status for failure to submit the reportorial requirements three (3) times, consecutively or intermittently, within a period of five (5) years (Section 177, RA No. 11232).

Done this SEP 14, 2020 day of September, 2020 in the City of Manila.


EVELYN B. BINANITAN
Corporate Secretary

SUBSCRIBED AND SWORN TO before me in the City of Manila on SEP 14 2020 by affiant who personally appeared before me and exhibited to me her Tax Identification Card with no. ~~XXXXXXXXXX~~ issued by the Bureau of Internal Revenue.

Doc. No. 101
Page No. 38
Book No. 24
Series of 2020.


CHERRIE LYNE MAY R. PEREZ
Notary Public for the City of Manila
Commission No. 2020-079 until Dec. 31, 2021
Roll No. 58325
IBP Lifetime Member No. 09093
PTR No. 9120218/01-02-2020/Mla.
MCLE Compliance No. VI-0022488/04-16-19
No. 900 Romualdez St., Paco, Manila



**STATEMENT OF MANAGEMENT'S RESPONSIBILITY
FOR FINANCIAL STATEMENTS**


The management of **MERITUS PRIME DISTRIBUTIONS, INC.** (the "**Company**") is responsible for the preparation and fair presentation of the separate financial statements, including the schedule attached therein, as at and for the years ended **December 31, 2019 and 2018**, in accordance with the prescribed financial reporting framework indicated therein, and for such internal control as management determines is necessary to enable the preparation of the separate financial statements that are free from material misstatement, whether due to fraud or error.


In preparing the separate financial statements, management is responsible for assessing the Company's ability to continue as a going concern, disclosing, as applicable matters related to going concern and using the going concern basis of accounting unless management either intends to liquidate the Company or to cease operations, or has no realistic alternative but to do so.

The Board of Directors is responsible for overseeing the Company's financial reporting process.

The Board of Directors reviews and approves the separate financial statements including the schedule attached therein, and submits the same to the stockholders.

R.G. Manabat & Co., the independent auditor appointed by the stockholders, has audited the separate financial statements of the Company in accordance with Philippine Standards on Auditing, and in its report to the stockholders, has expressed its opinion on the fairness of presentation upon completion of such audit.


CAMILLE CLARISSE P. CO
President and Chairman of the Board


CATHERINE W. CAI
Treasurer

Signed this 9th day of June 2020

COVER SHEET

for AUDITED FINANCIAL STATEMENTS

SEC Registration Number

C	S	2	0	1	0	0	2	2	8	6
---	---	---	---	---	---	---	---	---	---	---

COMPANY NAME

M	E	R	I	T	U	S		P	R	I	M	E		D	I	S	T	R	I	B	U	T	I	O	N	S	,		
I	N	C	.		(A		W	h	o	l	i	y	-	o	w	n	e	d										
S	u	b	s	i	d	i	a	r	y		o	f		C	o	s	c	o											
C	a	p	i	t	a	l	,		I	n	c	.)																

PRINCIPAL OFFICE (No. / Street / Barangay / City / Town / Province)

U	n	i	t		7	0	4		F	e	d	e	r	a	l		T	o	w	e	r								
D	a	s	m	a	r	i	ñ	a	s		S	t	.																
B	i	n	o	n	d	o		M	a	n	i	l	a																

Form Type

A A F S

Department requiring the report

Secondary License Type, If Applicable

COMPANY INFORMATION

Company's email Address

www.coscocapital.com

Company's Telephone Number/s

(02) 242-0635

Mobile Number

No. of Stockholders

7

Annual Meeting (Month / Day)

June 20

Fiscal Year (Month / Day)

December 31

CONTACT PERSON INFORMATION

The designated contact person **MUST** be an Officer of the Corporation

Name of Contact Person

Camille Clarisse P. Co.

Email Address

Telephone Number/s

(02) 242-0635

Mobile Number

CONTACT PERSON'S ADDRESS

704 Federal Tower, Dasmarinas Street, Binondo Manila

Note 1: In case of death, resignation or cessation of office of the officer designated as contact person, such incident shall be reported to the Commission within thirty (30) calendar days from the occurrence thereof with information and complete contact details of the new contact person designated.

2: All Boxes must be properly and completely filled-up. Failure to do so shall cause the delay in updating the corporation's records with the Commission and/or non-receipt of Notice of Deficiencies. Further, non-receipt of Notice of Deficiencies shall not excuse the corporation from liability for its deficiencies.

MERITUS PRIME DISTRIBUTIONS, INC.

(A Wholly-owned Subsidiary of Cosco Capital, Inc.)

FINANCIAL STATEMENTS **December 31, 2019 and 2018**

With Independent Auditors' Report



R.G. Manabat & Co.
The KPMG Center, 9/F
6787 Ayala Avenue, Makati City
Philippines 1226
Telephone +63 (2) 8885 7000
Fax +63 (2) 8894 1985
Website home.kpmg/ph
Email ph-inquiry@kpmg.com

REPORT OF INDEPENDENT AUDITORS

The Board of Directors and Stockholders
Meritus Prime Distributions, Inc.
704 Federal Tower, Dasmariñas St.
Binondo, Manila

Report on the Audit of the Financial Statements

Opinion

We have audited the financial statements of Meritus Prime Distributions, Inc. (the "Company"), a wholly-owned subsidiary of Cosco Capital, Inc., which comprise the statements of financial position as at December 31, 2019 and 2018, and the statements of comprehensive income, statements of changes in equity and statements of cash flows for the years then ended, and notes, comprising significant accounting policies and other explanatory information.

In our opinion, the accompanying financial statements present fairly, in all material respects, the financial position of the Company as at December 31, 2019 and 2018, and its financial performance and its cash flows for the years then ended in accordance with Philippine Financial Reporting Standards (PFRS).

Basis for Opinion

We conducted our audits in accordance with Philippine Standards on Auditing (PSA). Our responsibilities under those standards are further described in the *Auditors' Responsibilities for the Audit of the Financial Statements* section of our report. We are independent of the Company in accordance with the Code of Ethics for Professional Accountants in the Philippines (Code of Ethics) together with the ethical requirements that are relevant to our audits of the financial statements in the Philippines, and we have fulfilled our other ethical responsibilities in accordance with these requirements and the Code of Ethics. We believe that the audit evidence we have obtained is sufficient and appropriate to provide a basis for our opinion.



Responsibilities of Management and the Board of Directors for the Financial Statements

Management is responsible for the preparation and fair presentation of the financial statements in accordance with PFRS, and for such internal control as management determines is necessary to enable the preparation of financial statements that are free from material misstatement, whether due to fraud or error.

In preparing the financial statements, management is responsible for assessing the Company's ability to continue as a going concern, disclosing, as applicable, matters related to going concern and using the going concern basis of accounting unless management either intends to liquidate the Company or to cease its operations, or has no realistic alternative but to do so.

The Board of Directors is responsible for overseeing the Company's financial reporting process.

Auditors' Responsibilities for the Audit of the Financial Statements

Our objectives are to obtain reasonable assurance about whether the financial statements as a whole are free from material misstatement, whether due to fraud or error, and to issue an auditors' report that includes our opinion. Reasonable assurance is a high level of assurance, but is not a guarantee that an audit conducted in accordance with PSA will always detect a material misstatement when it exists. Misstatements can arise from fraud or error and are considered material if, individually or in the aggregate, they could reasonably be expected to influence the economic decisions of users taken on the basis of these financial statements.

As part of an audit in accordance with PSA, we exercise professional judgment and maintain professional skepticism throughout the audits. We also:

- Identify and assess the risks of material misstatement of the financial statements, whether due to fraud or error, design and perform audit procedures responsive to those risks, and obtain audit evidence that is sufficient and appropriate to provide a basis for our opinion. The risk of not detecting a material misstatement resulting from fraud is higher than for one resulting from error, as fraud may involve collusion, forgery, intentional omissions, misrepresentations, or the override of internal control.
- Obtain an understanding of internal control relevant to the audits in order to design audit procedures that are appropriate in the circumstances, but not for the purpose of expressing an opinion on the effectiveness of the Company's internal control.
- Evaluate the appropriateness of accounting policies used and the reasonableness of accounting estimates and related disclosures made by management.
- Conclude on the appropriateness of management's use of the going concern basis of accounting and, based on the audit evidence obtained, whether a material uncertainty exists related to events or conditions that may cast significant doubt on the Company's ability to continue as a going concern. If we conclude that a material uncertainty exists, we are required to draw attention in our auditors' report to the related disclosures in the financial statements or, if such disclosures are inadequate, to modify our opinion. Our conclusions are based on the audit evidence obtained up to the date of our auditors' report. However, future events or conditions may cause the Company to cease to continue as a going concern.



- Evaluate the overall presentation, structure and content of the financial statements, including the disclosures, and whether the financial statements represent the underlying transactions and events in a manner that achieves fair presentation.

We communicate with the Board of Directors and management regarding, among other matters, the planned scope and timing of the audits and significant audit findings, including any significant deficiencies in internal control that we identify during our audits.

Report on the Supplementary Information Required Under Revenue Regulations No. 15-2010 of the Bureau of Internal Revenue

Our audits were conducted for the purpose of forming an opinion on the basic financial statements taken as a whole. The supplementary information in Note 24 to financial statements is presented for purposes of filing with the Bureau of Internal Revenue and is not a required part of the basic financial statements. Such supplementary information is the responsibility of management. The supplementary information has been subjected to the auditing procedures applied in our audits of the basic financial statements. In our opinion, the supplementary information is fairly stated, in all material respects, in relation to the basic financial statements taken as a whole.

R.G. MANABAT & CO.

Gregorio I. Sambrano, Jr.
GREGORIO I. SAMBRANO, JR.
Partner

CPA License No. 088825

SEC Accreditation No. 1548-AR-1, Group A, valid until December 17, 2021

Tax Identification No. 152-885-329

BIR Accreditation No. 08-001987-36-2018


Issued September 20, 2018; valid until September 19, 2021

PTR No. MKT 8116783

Issued January 2, 2020 at Makati City

June 25, 2020

Makati City, Metro Manila





R.G. Manabat & Co.
The KPMG Center, 9/F
6787 Ayala Avenue, Makati City
Philippines 1226
Telephone +63 (2) 8885 7000
Fax +63 (2) 8894 1985
Website home.kpmg/ph
Email ph-inquiry@kpmg.com

**REPORT OF INDEPENDENT AUDITORS
TO ACCOMPANY FINANCIAL STATEMENTS FOR FILING
WITH THE SECURITIES AND EXCHANGE COMMISSION**

The Board of Directors and Stockholders
Meritus Prime Distributions, Inc.
704 Federal Tower, Dasmariñas St.
Binondo, Manila

We have audited the accompanying financial statements of Meritus Prime Distributions, Inc. (the "Company"), a wholly-owned subsidiary of Cosco Capital, Inc., as at and for the year ended December 31, 2019, on which we have rendered our report dated June 25, 2020.

In compliance with Revised Securities Regulation Code Rule 68, we are stating that the said Company has one (1) stockholder owning one hundred (100) or more shares.

R.G. MANABAT & CO.

Gregorio I. Sambrano, Jr.
GREGORIO I. SAMBRANO, JR.

Partner

CPA License No. 088825

SEC Accreditation No. 1548-AR-1, Group A, valid until December 17, 2021

Tax Identification No. 152-885-329

BIR Accreditation No. 08-001987-36-2018


Issued September 20, 2018; valid until September 19, 2021

PTR No. MKT 8116783

Issued January 2, 2020 at Makati City


June 25, 2020
Makati City, Metro Manila

MERITUS PRIME DISTRIBUTIONS, INC.
(A Wholly-owned Subsidiary of Cosco Capital, Inc.)
STATEMENTS OF FINANCIAL POSITION



		December 31, 2019	December 31, 2018 (As restated - see Note 22)	January 1, 2018 (As restated - see Note 22)
	<i>Note</i>			
ASSETS				
Current Assets				
Cash	5, 19	P44,277,185	P52,180,421	P74,641,298
Trade and other receivables - net	6, 19	379,028,186	254,266,729	336,739,024
Inventories	7	717,189,440	561,595,644	624,566,976
Prepaid expenses and other current assets	8	348,493,202	350,652,488	242,202,868
Total Current Assets		1,488,988,013	1,218,695,282	1,278,150,166
Noncurrent Assets				
Right-of-use assets - net	16	2,458,959	5,336,946	8,214,934
Property and equipment - net	9	924,248	1,896,032	3,021,269
Refundable deposits	10, 19	883,080	873,936	842,310
Deferred income tax assets - net	18	855,851	876,124	1,081,766
Total Noncurrent Assets		5,122,138	8,983,038	13,160,279
		P1,494,110,151	P1,227,678,320	P1,291,310,445
LIABILITIES AND EQUITY				
Current Liabilities				
Trade and other payables	11	P33,791,646	P51,564,573	P54,514,583
Loans payable	12, 19	296,000,000	-	100,000,000
Income tax payable		16,214,652	12,018,068	7,051,346
Lease liabilities - current	16, 19	2,913,534	3,096,405	2,842,870
Dividends payable	14, 19	-	75,000,000	50,000,000
Advances from Parent Company		-	-	20,000,000
Total Current Liabilities		348,919,832	141,679,046	234,408,799
Noncurrent Liabilities				
Retirement benefits liability	17	760,153	764,908	1,491,441
Lease liabilities - noncurrent	16, 19	-	2,913,534	6,009,939
Total Noncurrent Liabilities		760,153	3,678,442	7,501,380
Total Liabilities		349,679,985	145,357,488	241,910,179
Equity				
Capital stock	14	P750,000,000	P750,000,000	P750,000,000
Retained earnings	14	393,606,397	331,555,404	299,297,501
Accumulated remeasurements on retirement benefits	17	823,769	765,428	102,765
Total Equity		1,144,430,166	1,082,320,832	1,049,400,266
		P1,494,110,151	P1,227,678,320	P1,291,310,445


See Notes to Financial Statements.



MERITUS PRIME DISTRIBUTIONS, INC.
(A Wholly-owned Subsidiary of Cosco Capital, Inc.)
STATEMENTS OF COMPREHENSIVE INCOME

		Years Ended December 31	
	Note	2019	2018 (As restated - see Note 22)
NET SALES	13	P958,828,756	P923,272,269
COST OF GOODS SOLD	15	780,137,292	722,487,888
GROSS PROFIT		178,691,464	200,784,381
OPERATING EXPENSES			
Outside services		14,765,449	22,885,866
Advertising		12,850,187	53,151,355
Salaries and other employee benefits	17	12,377,632	12,672,637
Taxes and licenses		6,398,861	3,963,372
Deficiency taxes		6,278,733	4,693,252
Distribution cost		4,572,407	6,121,895
Depreciation and amortization	9, 16	3,883,119	4,028,554
Transportation and travel		2,526,242	2,791,031
Insurance		1,844,564	2,925,172
Representation and entertainment		671,203	1,010,694
Miscellaneous		2,644,878	2,046,512
		68,813,275	116,290,340
INCOME FROM OPERATIONS		109,878,189	84,494,041
OTHER CHARGES - Net			
Interest expense	12, 13, 16	(14,785,316)	(1,163,628)
Foreign exchange losses - net		(4,459,441)	(1,499,373)
Interest income	5	187,919	1,763,212
Bank charges		(107,404)	(158,730)
Commission expense		-	(285,121)
		(19,164,242)	(1,343,640)
INCOME BEFORE INCOME TAX		90,713,947	83,150,401
PROVISION FOR INCOME TAX	18	28,662,954	25,892,498
NET INCOME		62,050,993	57,257,903
OTHER COMPREHENSIVE INCOME			
Item that will never be reclassified to profit or loss in subsequent periods			
Remeasurement gains on retirement benefits	17	83,345	946,662
Income tax effect	18	(25,004)	(283,999)
		58,341	662,663
TOTAL COMPREHENSIVE INCOME		P62,109,334	P57,920,566

See Notes to Financial Statements.



MERITUS PRIME DISTRIBUTIONS, INC.
(A Wholly-owned Subsidiary of Cosco Capital, Inc.)
STATEMENTS OF CHANGES IN EQUITY
FOR THE YEARS ENDED DECEMBER 31, 2019 AND 2018

		Capital Stock	Retained	Accumulated	
	Note	(Note 14)	Earnings	Remeasurements	Total
			(Note 14)	on Retirement	
				Benefits	
				(Note 17)	
Balances at January 1, 2018, as previously reported		P750,000,000	P299,491,129	P102,765	P1,049,593,894
Restatements	22	-	(193,628)	-	(193,628)
Balances at January 1, 2018, as restated		750,000,000	299,297,501	102,765	1,049,400,266
Net income for the year, as previously reported		-	57,282,485	-	57,282,485
Restatements	22	-	(24,582)	-	(24,582)
Net income for the year, as restated		-	57,257,903	-	57,257,903
Other comprehensive income for the year		-	-	662,663	662,663
Total comprehensive income for the year, as restated		-	57,257,903	662,663	57,920,566
Cash dividends declared		-	(25,000,000)	-	(25,000,000)
Balances at December 31, 2018, as restated		750,000,000	331,555,404	765,428	1,082,320,832
Net income for the year		-	62,050,993	-	62,050,993
Other comprehensive income for the year		-	-	58,341	58,341
Total comprehensive income for the year		-	62,050,993	58,341	62,109,334
Balances at December 31, 2019		P750,000,000	P393,606,397	P823,769	P1,144,430,166

See Notes to Financial Statements.

MERITUS PRIME DISTRIBUTIONS, INC.
(A Wholly-owned Subsidiary of Cosco Capital, Inc.)

STATEMENTS OF CASH FLOWS

Years Ended December 31			
		2018	2019
	Note	(As restated - see Note 22)	
CASH FLOWS FROM OPERATING ACTIVITIES			
Income before income tax		P83,150,401	P90,713,947
Adjustments for:			
Interest expense	12, 13, 16	1,163,628	14,785,316
Depreciation and amortization	9, 16	4,028,554	3,883,119
Retirement benefits costs	17	220,129	211,090
Interest income	5	(1,763,212)	(187,919)
Unrealized foreign exchange loss (gain) - net		(21,409)	1,690
Operating income before working capital changes		86,778,091	109,407,243
Decrease (increase) in:			
Trade and other receivables		82,472,295	(124,761,457)
Inventories		62,971,332	(155,593,796)
Prepaid expenses and other current assets		(108,449,620)	2,159,286
Decrease in trade and other payables		(2,874,340)	(18,515,943)
Cash generated from (used in) operations		120,897,758	(187,304,667)
Income taxes paid		(21,004,133)	(24,471,101)
Retirement benefits paid	17	-	(132,500)
Interest received	5	1,763,212	187,919
Net cash from (used in) operating activities		101,656,837	(211,720,349)
CASH FLOWS FROM INVESTING ACTIVITIES			
Additions to property and equipment	9	(25,329)	(33,348)
Increase in refundable deposits	10	(31,626)	(9,144)
Cash used in investing activities		(56,955)	(42,492)
CASH FLOWS FROM FINANCING ACTIVITIES			
Proceeds from availment of loans payable	21	-	394,000,000
Payments of:			
Loans payable	21	(100,000,000)	(98,000,000)
Dividends	14, 21	-	(75,000,000)
Interest on loans	12, 21	(885,698)	(13,815,902)
Lease liabilities	16	(3,197,307)	(3,312,172)
Advances from parent company	13, 21	(20,000,000)	-
Net cash from (used in) financing activities		(124,083,005)	203,871,926
EFFECT OF EXCHANGE RATE CHANGES ON CASH			
		P22,246	(P12,321)
NET DECREASE IN CASH		(22,460,877)	(7,903,236)
CASH AT BEGINNING OF YEAR		74,641,298	52,180,421
CASH AT END OF YEAR	5	P52,180,421	P44,277,185

See Notes to Financial Statements.

MERITUS PRIME DISTRIBUTIONS, INC.
(A Wholly-owned Subsidiary of Cosco Capital, Inc.)
NOTES TO FINANCIAL STATEMENTS

1. Reporting Entity

Meritus Prime Distributions, Inc. (the "Company") was incorporated and registered with the Philippine Securities and Exchange Commission (SEC) on February 17, 2010 to engage primarily in buying, selling, importing, exporting, manufacturing, repackaging, preparing, bottling, and distribution on wholesale of all kinds of wines, spirits, liquors, beers, and other alcoholic and non-alcoholic beverages and drinks.

The Company is a wholly-owned subsidiary of Cosco Capital, Inc. ("Cosco" or "Parent Company"), a company incorporated in the Philippines. Cosco is the ultimate Parent Company and its shares of stock are listed for trading at the Philippine Stock Exchange (PSE).

The Company's registered office address is at Unit 704 Federal Tower, Dasmarinas St., Binondo, Manila.

2. Basis of Preparation

Statement of Compliance

The financial statements have been prepared in accordance with Philippine Financial Reporting Standards (PFRS). PFRS are based on International Financial Reporting Standards (IFRS) issued by the International Accounting Standards Board (IASB). PFRS which are issued by the Philippine Financial Reporting Standards Council (FRSC), consist of PFRS, Philippine Accounting Standards (PAS), and Philippine Interpretations based on the International Financial Reporting Interpretations Committee (IFRIC) interpretations.

This is the first set of the Company's annual financial statements in which PFRS 16, *Leases*, has been applied. Changes to significant accounting policies are described in Note 3.

Basis of Measurement

The financial statements have been prepared on the historical cost basis of accounting except for the retirement benefits liability which is measured at the present value of the defined benefits obligation.

Functional and Presentation Currency

The financial statements are measured using the currency of the primary economic environment in which the Company operates. The financial statements are presented in Philippine peso, which is also the Company's functional currency. All amounts are rounded to the nearest peso, except when otherwise indicated.

Authorization for Issuance of the Financial Statements

The accompanying financial statements of the Company as at and for the years ended December 31, 2019 and 2018 were approved and authorized for issue by the Company's Board of Directors (BOD) on June 9, 2020.

3. Summary of Significant Accounting Policies

The accounting policies set out below have been applied consistently to all years presented in these financial statements, except for the changes in accounting policies as explained below.

Adoption of New or Revised Standards, Amendments to Standards and Interpretations

The Company has adopted the following new standard starting January 1, 2019 and accordingly, changed its accounting policies.

- PFRS 16, *Leases* supersedes PAS 17, *Leases* and the related Philippine Interpretations. The new standard introduces a single lease accounting model for lessees under which all major leases are recognized on-balance sheet, removing the lease classification test. Lease accounting for lessors essentially remains unchanged except for a number of details including the application of the new lease definition, new sale-and-leaseback guidance, new sub-lease guidance, and new disclosure requirements.

Practical expedients and targeted reliefs were introduced including an optional lessee exemption for short-term leases (leases with a term of 12 months or less) and low-value items, as well as the permission of portfolio-level accounting instead of applying the requirements to individual leases. New estimates and judgmental thresholds that affect the identification, classification, and measurement of lease transactions, as well as requirements to reassess certain key estimates and judgments at each reporting date were introduced.

The Company applied PFRS 16 using the retrospective approach, under which the cumulative effect of initial application is recognized in retained earnings as at January 1, 2018. Accordingly, the comparative information presented, as at and for the year ended December 31, 2018, is restated.

The Company used the following practical expedients when applying PFRS 16 to leases previously classified as operating leases under PAS 17:

- Applied a single discount rate to a portfolio of leases with similar characteristics;
- Applied the exemption not to recognize right-of-use assets and lease liabilities for leases for which the lease term ends within 12 months of the date of initial application;
- Excluded initial direct costs from measuring the right of-use asset at the date of initial application; and
- Used hindsight when determining the lease term if the contract contains options to extend or terminate the lease.

Impact on Financial Statements

In transition to PFRS 16 on January 1, 2019 using the retrospective approach, the Company recognized right-of-use assets and lease liabilities on the commencement date of the lease agreement. Consequently, the cumulative effect of the transition was recognized on January 1, 2018. The impact on transition as at January 1, 2018 is presented in notes for prior period restatement (see Note 22)

As at January 1, 2018, the Company recognized ROU assets and lease liabilities amounting to P8,214,934 and P8,852,809, respectively. As at December 31, 2019 and 2018, the carrying amounts of ROU assets and lease liabilities are as follows:

	<i>Note</i>	2019	2018
ROU Assets - net	16	P2,458,959	P5,336,946
Lease liabilities	16	2,913,534	6,009,939

When measuring lease liabilities, the Company discounted lease payments using its incremental borrowing rate as of date of lease commencement date. The weighted average rate applied is 4.74%.

The Company has also adopted the following amendments to standards and interpretations which did not have any significant impact on the Company's financial statements.

- Philippine Interpretation IFRIC-23, *Uncertainty over Income Tax Treatments*
- PFRS 9, *Financial Instruments - Prepayment Features with Negative Compensation (Amendments)*
- PAS 19, *Employee Benefits - Plan Amendment, Curtailment or Settlement (Amendments)*
- Annual Improvements to PFRS Standards 2015-2017 Cycle - various standards

Financial Instruments

Date of Recognition

The Company recognizes a financial asset or a financial liability in the statement of financial position when it becomes a party to the contractual provisions of the instrument. Purchases and sales of financial assets that require delivery of assets within the time frame established by regulation or convention in the marketplace are recognized on the settlement date.

Initial Recognition of Financial Instruments

Financial instruments are recognized initially at fair value. The initial measurement of financial instruments, except for those financial assets and financial liabilities classified or designated at fair value through profit or loss (FVTPL), includes transaction costs.

Classification and Measurement of Financial Instruments

On initial recognition, the Company classifies its financial assets in the following categories: measured at amortized cost, financial assets at FVTPL and financial assets at FVOCI. The classification depends on the business model for managing the financial assets and the contractual terms of its cash flows.

The Company classifies its financial liabilities as either financial liabilities at amortized cost or financial liabilities at FVTPL. The Company classifies all financial liabilities at amortized cost, except for:

- (a) financial liabilities designated by the Company at initial recognition as at FVTPL, when doing so results in more relevant information.
- (b) financial liabilities that arise when the transfer of a financial asset does not qualify for derecognition or when the continuing involvement approach applies.
- (c) contingent consideration recognized by the Company in a business combination which shall subsequently be measured at fair value with changes recognized in profit or loss.

- (d) financial guarantee contracts and commitments to provide a loan at a below market interest rate which are initially measured at fair value and subsequently at higher of amortized amount and amount of loss allowance.

Management determines the classification of its financial assets and financial liabilities at initial recognition and, where allowed and appropriate, re-evaluates such designation at every reporting date.

Business Model Assessment

The Company makes an assessment of the objective of the business model in which a financial asset is held at a portfolio level because this best reflects the way the business is managed and information is provided to management. The information considered includes:

- the stated policies and objectives for the portfolio and the operation of those policies in practice. These include whether management's strategy focuses on earning contractual interest income, maintaining a particular interest rate profile, matching the duration of the financial assets to the duration of any related liabilities or expected cash outflows or realizing cash flows through the sale of the assets;
- how the performance of the portfolio is evaluated and reported to the Company's management;
- the risks that affect the performance of the business model (and the financial assets held within that business model) and how those risks are managed;
- how managers of the business are compensated - e.g., whether compensation is based on the fair value of the assets managed or the contractual cash flows collected; and
- the frequency, volume and timing of sales of financial assets in prior periods, the reasons for such sales and expectations about future sales activity.

Solely Payments of Principal and Interest Assessment

Principal is defined as the fair value of the financial asset on initial recognition. 'Interest' is defined as consideration for the time value of money and for the credit risk associated with the principal amount outstanding during a particular period of time and for other basic lending risks and costs (e.g. liquidity risk and administrative costs), as well as a profit margin. In assessing whether the contractual cash flows are solely payments of principal and interest, the Company considers the contractual terms of the instrument. This includes assessing whether the financial asset contains a contractual term that could change the timing or amount of contractual cash flows such that it would not meet this condition. In making this assessment, the Company considers contingent events that would change the amount or timing of cash flows, terms that may adjust the contractual coupon rate, including variable-rate features, prepayment and extension features, and terms that limit the Company's claim to cash flows from specified assets (e.g. non-recourse features).

The Company has no financial assets classified as financial assets at FVTPL and FVOCI as at December 31, 2019.

Financial assets are not reclassified subsequent to their initial recognition unless the Company changes its business model for managing financial assets, in which case all affected financial assets are reclassified on the first day of the first reporting period following the change in the business model.

Financial Assets at Amortized Cost

A financial asset is measured at amortized cost if it is held within a business model whose objective is to hold assets to collect contractual cash flows and its contractual terms give rise on specified dates to cash flows that are solely payments of principal and interest on the principal amount outstanding.

Interest income, foreign exchange gains and losses and impairment are recognized in profit or loss. Any gain or loss on derecognition is recognized in profit or loss.

Included in this category are the Company's cash in banks, trade and other receivables and refundable deposits.

Financial Liabilities at Amortized Cost

This category pertains to financial liabilities that are not held for trading or designated as at FVTPL upon inception of the liability. These include liabilities arising from operations or borrowings. The financial liabilities are recognized initially at fair value and subsequently carried at amortized cost, taking into account the impact of applying the effective interest rate method of amortization for any related premium, discount and any directly attributable transaction costs. These financial liabilities are included in current liabilities if maturity is within twelve months from reporting date. Otherwise, these are classified as noncurrent liabilities.

This category includes the Company's trade and other payables (excluding statutory obligations), dividends payable, loans payable and lease liabilities as at December 31, 2019 and 2018.

Impairment of Financial Assets

The Company measures loss allowances at an amount equal to lifetime ECLs, except for debt securities that are determined to have low credit risk at the reporting date and other debt securities and bank balances for which credit risk has not increased significantly since initial recognition, which are measured at 12-month ECLs.

Loss allowances for trade and other receivables is always measured at an amount equal to lifetime ECLs.

When determining whether the credit risk of a financial asset has increased significantly since initial recognition and when estimating ECLs, the Company considers reasonable and supportable information that is relevant and available without undue cost or effort. This includes both quantitative and qualitative information and analysis, based on the Company's historical experience and informed credit assessment and including forward-looking information.

The Company assumes that the credit risk on a financial asset has increased significantly if it is more than 90 days past due. The Company considers a financial asset to be in default when the borrower is unlikely to pay its credit obligations to the Company in full, without recourse by the Company to actions such as realizing security (if any is held) or the financial asset is more than 90 days past due on any material credit obligation to the Company.

Lifetime ECLs are the ECLs that result from all possible default events over the expected life of a financial instrument. The 12-month ECLs are a portion of lifetime ECLs that represents the ECLs resulting from default events on the financial instrument that are possible within 12 months after the reporting date or a shorter period if the expected life of the instrument is less than 12 months.

The maximum period considered when estimating ECLs is the maximum contractual period over which the Company is exposed to credit risk.

ECLs are probability weighted-estimate of credit losses. Credit losses are measured as the present value of all cash shortfalls (i.e. the difference between the cash flows due to the entity in accordance with the contract and the cash flows that the Company expects to receive). ECLs are discounted at the effective interest rate of the financial asset.

At each reporting date, the Company assesses whether financial assets carried at amortized cost are credit-impaired. A financial asset is credit-impaired when one or more events that have a detrimental impact on the estimated future cash flows of the financial asset have occurred.

Evidence that a financial asset is credit-impaired includes the significant financial difficulty of the borrower or issuer, a breach of contract such as default, the restructuring of a loan or advance by the Company on terms that the Company would not consider otherwise, when it is probable that the borrower will enter bankruptcy or other financial reorganization, or the disappearance of an active market for a security because of financial difficulties.

Loss allowances for financial assets measured at amortized cost are deducted from the gross carrying amount of the assets.

Financial assets are written off when there is no reasonable expectation of recovery. The Company categorizes financial assets recorded at amortized cost for write off when a debtor fails to make payments or when it is probable that the receivable will not be collected. Where amortized cost financial assets have been written off, the Company continues to engage in enforcement activity to attempt to recover the receivable due. Where recoveries are made, these are recognized in profit or loss.

Derecognition of Financial Assets and Financial Liabilities

Financial Assets

A financial asset (or, where applicable, a part of a financial asset or part of a group of similar financial assets) is derecognized when:

- the rights to receive cash flows from the asset have expired;
- the Company retains the right to receive cash flows from the asset, but has assumed an obligation to pay them in full without material delay to a third party under a "pass-through" arrangement; or
- the Company has transferred its rights to receive cash flows from the asset and either: (a) has transferred substantially all the risks and rewards of the asset; or (b) has neither transferred nor retained substantially all the risks and rewards of the asset, but has transferred control of the asset.

When the Company has transferred its rights to receive cash flows from an asset and has neither transferred nor retained substantially all the risks and rewards of the asset nor transferred control of the asset, the asset is recognized to the extent of the Company's continuing involvement in the asset. Continuing involvement that takes the form of a guarantee over the transferred asset is measured at the lower of the original carrying amount of the asset and the maximum amount of consideration that the Company could be required to repay.

Financial Liabilities

A financial liability is derecognized when the obligation under the liability is discharged, cancelled or has expired.

When an existing financial liability is replaced by another from the same lender on substantially different terms, or the terms of an existing liability are substantially modified, such an exchange or modification is treated as a derecognition of the original liability and the recognition of a new liability. The difference in the respective carrying amounts is recognized in profit or loss.

Offsetting Financial Instruments

Financial assets and financial liabilities are offset and the net amount is reported in the statement of financial position if, and only if, there is a currently enforceable legal right to offset the recognized amounts and there is an intention to settle on a net basis, or to realize the asset and settle the liability simultaneously. This is not generally the case with master netting agreements, and the related assets and liabilities are presented gross in the statement of financial position.

Fair Value Measurement

Fair value is the price that would be received to sell an asset or paid to transfer a liability in an orderly transaction between market participants at the measurement date. The fair value measurement is based on the presumption that the transaction to sell the asset or transfer the liability takes place either in the principal market for the asset or liability, or in the absence of a principal market, in the most advantageous market for the asset or liability. The principal or the most advantageous market must be accessible to the Company.

The fair value of an asset or a liability is measured using the assumptions that the market participants would use when pricing the asset or liability, assuming that the market participants act in their economic best interest.

The Company uses valuation techniques that are appropriate in the circumstances and for which sufficient data are available to measure fair value, maximizing the use of relevant observable inputs and minimizing the use of unobservable inputs.

All assets and liabilities for which fair value is measured or disclosed in the financial statements are categorized within the fair value hierarchy, described as follows, based on the lowest level input that is significant to the fair value measurement as a whole:

- Level 1 - Quoted (unadjusted) market prices in active markets for identical assets or liabilities.
- Level 2 - Valuation techniques for which the lowest level input that is significant to the fair value measurement is directly or indirectly observable.
- Level 3 - Valuation techniques for which the lowest level input that is significant to the fair value measurement is unobservable.

For assets and liabilities that are recognized in the financial statements on a recurring basis, the Company determines whether transfers have occurred between Levels in the hierarchy by reassessing categorization (based on the lowest level input that is significant to the fair value measurement as a whole) at the end of each reporting period.

For the purpose of fair value disclosures, the Company has determined classes of assets and liabilities on the basis of the nature, characteristics and risks of the asset or liability and the level of the fair value hierarchy as explained above.

... (faint text) ...

... (faint text) ...

... (faint text) ...

p p

... (faint text) ...

... (faint text) ...

... (faint text) ...

... (faint text) ...

... (faint text) ...

p

... (faint text) ...

Property and Equipment

Property and equipment are stated at cost less accumulated depreciation and amortization and any impairment in value. The initial cost of items of property and equipment consists of its purchase price, including import duties and any directly attributable costs of bringing the asset to its working condition and location for its intended use. Expenditures incurred after the property and equipment have been put into operation, such as repairs and maintenance and overhaul costs, are normally charged to profit or loss in the period the costs are incurred. In situations where it can be clearly demonstrated that the expenditures have resulted in an increase in the future economic benefits expected to be obtained from the use of an item of property and equipment beyond its originally assessed standard of performance, the expenditures are capitalized as an additional cost of the item of property and equipment.

Depreciation and amortization are computed on a straight-line basis over the estimated useful lives of the assets as follows:

	Number of Years
Transportation and delivery equipment	5
Furniture and fixtures	2
Office equipment	2
Leasehold improvements	3 or lease term, whichever is shorter

Depreciation and amortization of an item of property and equipment begins when it becomes available for use, i.e., when it is in the location and condition necessary for it to be capable of operating in the manner intended by management. Depreciation or amortization ceases at the earlier of the date that the item is classified as held for sale (or included in a disposal group that is classified as held for sale) in accordance with PFRS 5, *Noncurrent Assets Held for Sale and Discontinued Operations*, and the date the asset is derecognized.

The estimated useful lives and depreciation and amortization method are reviewed periodically to ensure that the periods and method of depreciation and amortization are consistent with the expected pattern of economic benefits from items of property and equipment.

Fully depreciated assets are retained in the accounts until they are no longer in use and no further depreciation is recognized in the profit or loss. When assets are retired or otherwise disposed of, the cost and the related accumulated depreciation and amortization and any impairment in value are removed from the accounts and any resulting gain or loss is recognized in profit or loss.

Borrowing Costs

Borrowing costs are capitalized if they are directly attributable to the acquisition, construction or production of a qualifying asset. The capitalization of borrowing costs: (i) commences when the activities to prepare the asset are in progress and expenditures and borrowing costs are being incurred; (ii) is suspended during the extended periods in which active development, improvement and construction of the assets are interrupted; and (iii) ceases when substantially all the activities necessary to prepare the assets are completed. If the resulting carrying amount of the asset exceeds its recoverable amount, an impairment loss is recorded. Borrowing costs include interest charges and other costs incurred in connection with the borrowing of funds.

Other borrowing costs are recognized as expense in the period in which they are incurred.

Impairment of Noncurrent Nonfinancial Assets

The Company assesses at end of each reporting period whether there is indication that its noncurrent nonfinancial assets which include property and equipment may be impaired. If any such indication exists and where the carrying amount exceeds the estimated recoverable amount, the assets or the cash generating unit (CGU) are written down to their recoverable amounts. The recoverable amount of the nonfinancial assets is the greater of fair value less cost to sell and value-in-use. The fair value less cost to sell is the amount obtainable from the sale of an asset in an arm's length transaction. In assessing value-in-use, the estimated future cash flows are discounted to their present value using a pre-tax discount rate that reflects current market assessments of the time value of money and the risks specific to the asset. For an asset that does not generate largely independent cash inflows, the recoverable amount is determined for the CGU to which the asset belongs. Impairment losses, if any, are recognized in profit or loss in those expense categories consistent with the function of the impaired asset.

A previously recognized impairment loss is reversed only if there has been a change in the estimates used to determine the asset's recoverable amount since the last impairment loss was recognized. If that is the case, the carrying amount of the asset is increased to its recoverable amount. The increased amount cannot exceed the carrying amount that would have been determined, net of depreciation and amortization, had no impairment loss been recognized for the asset in prior years. Such reversal is recognized unless the asset is carried at revalued amount, in which case the reversal is treated as a revaluation increase. After such a reversal, the depreciation and amortization charge are adjusted in future periods to allocate the asset's revised carrying amount on a systemic basis over its remaining useful life.

Capital Stock

Ordinary or Common shares are classified as equity. The proceeds from the issuance of ordinary or common shares are presented in equity as capital stock to the extent of the par value of the issued and outstanding shares and any excess of the proceeds over the par value of the shares issued, less any incremental costs directly attributable to the issuance, net of tax, is presented in equity as additional paid-in capital.

Retained Earnings

Retained earnings represent the cumulative balance of periodic net income or loss, dividend contributions, correction of prior year errors, effect of changes in accounting policy and other capital adjustments.

Dividends on Common Shares

Cash dividends on common shares are recognized as liability and deducted from equity when approved by the BOD of the Company. Stock dividend declared but not yet issued is presented as "Capital stock dividend distributable" in the statement of financial position. When the stock dividends are declared, the amount of stock dividends are treated as transfers from retained earnings to common shares.

Dividends for the year that are approved after the reporting date are dealt with as an event after the reporting date.

Revenue Recognition

Revenue from contracts with customers is recognized upon transfer of goods to the customer at an amount that reflects the consideration to which the Company expects to be entitled in exchange for those goods.

The following specific recognition criteria must also be met before revenue is recognized:

Sale of Goods

Revenue is recognized at the point in time when control of the asset is transferred to the customer, generally upon delivery. If it is probable that discounts will be granted and the amount can be measured reliably, then the discount is recognized as a reduction of revenue as the sales are recognized. Revenue is recognized net of variable consideration such as discounts, rebates, listing and slotting fees/display allowances and certain payments to customers post the initial sale of goods.

Interest Income

Interest income is recognized in profit or loss as it accrues, taking into account the effective yield on the asset.

Cost and Expense Recognition

Cost of Goods Sold

Cost of goods sold is recognized when goods are shipped to the buyer. Expenses are recognized upon utilization of services or at the date they are incurred.

Operating Expenses

Operating expenses are costs incurred to sell or distribute the goods and administering the business. It includes documentation processing and delivery, among others. Operating expenses are expensed as incurred.

Other Comprehensive Income

Other comprehensive income comprises items of income and expense (including items previously presented under the statement of changes in equity) that are not recognized in profit or loss for the year in accordance with PFRS.

Employee Benefits

Short-term Employee Benefits

Short-term employee benefits are expensed as the related service is provided. A liability is recognized for the amount expected to be paid if the Company has a present legal or constructive obligation to pay this amount as a result of the past service provided by the employee and the obligation can be estimated reliably.

Retirement Benefits Liability and Costs

The Company has an unfunded, noncontributory defined benefits retirement plan covering substantially all permanent, regular and full-time employees. The Company's obligation in respect of the defined benefits is calculated by estimating the amount of the future benefits that employees have earned in the current and prior period and discounting that amount.

The calculation of defined benefits obligations is performed on a periodic basis by a qualified actuary using the projected unit credit method.

Remeasurements of the retirement benefits liability, which comprise of actuarial gains and losses, are recognized immediately in other comprehensive income. The Company determines the interest expense on the retirement benefits liability for the period by applying the discount rate used to measure the retirement benefits liability at the beginning of the annual period to the then retirement benefits liability, taking into account any changes in the retirement benefits liability during the period as a result of benefit payments, if any. Interest expense and other expenses related to defined benefits plans are recognized in profit or loss.

When the benefits of the plan are changed or when the plan is curtailed, the resulting change in benefit that relates to past service or gain or loss on curtailment is recognized immediately in profit or loss. The Company recognizes gains or losses on the settlement of defined benefits plans when the settlement occurs.

Leases

At inception of a contract, the Company assesses whether a contract is, or contains, a lease. A contract is, or contains, a lease if the contract conveys the right to control the use of an identified asset for a period of time in exchange for consideration. To assess whether a contract conveys the right to control the use of an identified asset, the Company assesses whether:

- the contract involves the use of an identified asset - this may be specified explicitly or implicitly and should be physically distinct or represent substantially all of the capacity of a physically distinct asset. If the supplier has a substantive substitution right, then the asset is not identified;
- the Company has the right to obtain substantially all of the economic benefits from use of the asset throughout the period of use; and,
- the Company has the right to direct the use of the asset. The Company has this right when it has the decision-making rights that are most relevant to changing how and for what purpose the asset is used. In rare cases where the decision about how and for what purpose the asset is used is predetermined, the Company has the right to direct the use of the asset if either:
 - the Company has the right to operate the asset; or
 - the Company designed the asset in a way that predetermines how and for what purpose it will be used.

This policy is applied to contracts entered into, or changed, on or after January 1, 2019.

At inception or on reassessment of a contract that contains a lease component, the Company allocates the consideration in the contract to each lease component on the basis of their relative stand-alone prices.

Company as Lessee

The Company recognizes a ROU asset and a lease liability at the lease commencement date. The ROU asset is initially measured at cost, which comprises the initial amount of the lease liability adjusted for accrued rent payable at or before the commencement date, plus any initial direct costs incurred and an estimate of costs to dismantle and remove the underlying asset or to restore the underlying asset or the site on which it is located, less any lease incentives received.

The ROU asset is subsequently amortized using the straight-line method from the commencement date to the end of the lease term unless the lease transfers ownership of the underlying asset to the Company by the end of the lease term or the cost of the ROU asset reflects that the Company will exercise a purchase option. In that case, the ROU asset will be amortized over the useful life of the underlying asset, which is determined on the same basis as those of property and equipment. In addition, the ROU asset is periodically reduced by impairment loss, if any, and adjusted for certain remeasurements of the lease liability. The ROU asset is presented as a separate line item in the statement of financial position.

The lease liability is initially measured at the present value of the lease payments that are not paid at the commencement date, discounted using the interest rate implicit in the lease or, if that rate cannot be readily determined, the Company's incremental borrowing rate. Generally, the Company uses its incremental borrowing rate as the discount rate.

Lease payments included in the measurement of the lease liability comprise the following: (a) fixed payments, including in-substance payments; (b) variable lease payments that depend on an index or a rate, initially measured using the index or rate as at the commencement date; (c) amounts expected to be payable under a residual value guarantee; and, (d) the exercise price under a purchase option the Company is reasonably certain to exercise, lease payments in an optional renewal period if the Company is reasonably certain to exercise and extension option, and penalties for early termination of a lease unless the Company is reasonably certain not to terminate early.

The lease liability is measured at amortized cost using the effective interest method. It is remeasured when there is a change in future lease payments arising from a change in an index or rate; if there is a change in the Company's estimate of the amount expected to be payable under a residual value guarantee; or, if the Company changes its assessment of whether it will exercise a purchase, extension, or termination option.

When the lease liability is remeasured in this way, a corresponding adjustment is made to the carrying amount of the ROU asset, or is recorded in profit or loss if the carrying amount of the ROU asset has been reduced to zero.

The Company has presented interest expense on the lease liability separately from the depreciation charge for the ROU asset. The interest expense on lease liability is presented under "Costs and expenses" in profit or loss.

Income Taxes

Provision for income tax is composed of current income tax and deferred income tax. Provision for income tax is recognized in profit or loss except to the extent that it relates to items recognized directly in equity or in other comprehensive income, in which case, it is recognized directly in equity or in other comprehensive income.

Current Income Tax

Current income tax assets and liabilities for the current and prior periods are measured at the amount expected to be recovered from or paid to the taxation authorities. The tax rates and tax laws used as basis to compute the amount are those that have been enacted or substantively enacted at the reporting date.

Deferred Income Tax

Deferred income tax is provided, using the balance sheet liability method, on all temporary differences at the reporting date between the tax bases of assets and liabilities and their carrying amounts for financial reporting purposes.

Deferred income tax liabilities are recognized for all taxable temporary differences. Deferred income tax assets are recognized for all deductible temporary differences, to the extent that it is probable that sufficient future taxable profits will be available against which the deductible temporary differences can be utilized.

The carrying amount of deferred income tax assets is reviewed at each reporting date and reduced to the extent that it is no longer probable that sufficient future taxable profits will be available to allow all or part of the deferred income tax assets to be utilized.

Deferred income tax assets and deferred income tax liabilities are measured at the tax rates that are expected to apply to the year when the asset is realized or the liability is settled, based on tax rates and tax laws that have been enacted or substantively enacted at the reporting date.

Deferred income tax assets and deferred income tax liabilities are offset, if a legally enforceable right exists to offset current income tax assets against current income tax liabilities and the deferred income taxes relate to the same taxable entity and the same taxation authority.

Related Party Transactions and Relationships

Related party relationships exist when the party has the ability to control, directly or indirectly, through one or more intermediaries, or exercise significant influence over the other party in making financial and operating decisions. Such relationships also exist between and/or among entities which are under common control with the reporting entity and its key management personnel, directors or stockholders. In considering each possible related party relationship, attention is directed to the substance of the relationship, and not merely to the legal form. Related parties may be individual or corporate entities.

Foreign Currency Denominated Transactions and Translation

Transactions in foreign currencies are recorded using the functional currency exchange rate at the date of transaction. Outstanding monetary assets and monetary liabilities denominated in foreign currencies are translated using the closing exchange rate at the reporting date. All differences are taken to profit or loss. Non-monetary items that are measured in terms of historical cost in a foreign currency are translated using the exchange rates as at the dates of the initial transactions.

Provisions

Provisions are recognized when the Company has a present obligation (legal or constructive) as a result of a past event, it is probable (i.e., more likely than not) that an outflow of resources embodying economic benefits will be required to settle the obligation, and a reliable estimate can be made of the amount of the obligation. Where the Company expects some or all of the provision to be reimbursed, the reimbursement is recognized as a separate asset, but only when the reimbursement is virtually certain. The expense relating to any provision is presented in profit or loss, net of reimbursement. If the effect of the time value of money is material, provisions are discounted using the current pre-tax rate that reflects, where appropriate, the risks specific to the liability. Where discounting is used, the increase in the provision due to the passage of time is recognized as interest expense. Provisions are reviewed at each reporting date and adjusted to reflect the current best estimate.

Contingencies

Contingent liabilities are not recognized in the financial statements but are disclosed in the notes to financial statements unless the outflow of resources embodying economic benefits is remote. Contingent assets are not recognized in the financial statements but disclosed in the notes to financial statements when an inflow of economic benefits is probable.

Events After the Reporting Date

Events after the reporting date that provide additional information about the Company's position at the reporting date (adjusting events) are reflected in the financial statements. Events after the reporting date that are not adjusting events are disclosed in the notes to financial statements when material.

Standards Issued but Not Yet Adopted

A number of new standards, amendments to standards and interpretations are effective for annual periods beginning after January 1, 2019. However, the Company has not applied the following relevant and applicable new or amended standards and interpretations in preparing these financial statements. Unless otherwise stated, none of these are expected to have a significant effect on the Company's financial statements.

The Company plans to adopt the following new or amended standards and interpretations on the respective effective dates, as applicable.

Effective January 1, 2020

- *Amendments to References to Conceptual Framework in PFRS Standards* sets out amendments to PFRS Standards, their accompanying documents and PFRS practice statements to reflect the issuance of the revised Conceptual Framework for Financial Reporting in 2018 (2018 Conceptual Framework). The 2018 Conceptual Framework includes a new chapter on measurement, guidance on reporting financial performance, improved definitions of an asset and a liability and guidance supporting these definitions, and clarifications in important areas, such as the roles of stewardship, prudence and measurement uncertainty in financial reporting.

Some Standards, their accompanying documents and PFRS practice statements contain references to, or quotations from, the International Accounting Standards Committee (IASC)'s Framework for the Preparation and Presentation of Financial Statements adopted by the International Accounting Standards Board (IASB) in 2001 or the Conceptual Framework for Financial Reporting issued in 2010. The amendments update some of those references and quotations so that they refer to the 2018 Conceptual Framework, and makes other amendments to clarify which version of the Conceptual Framework is referred to in particular documents.

The Company plans to adopt the amendments to standard on the required effective date.

- PAS 1, *Presentation of Financial Statements* and PAS 8, *Accounting Policies, Changes in Accounting Estimates and Errors - Definition of Material (Amendments)* refine the definition of material. The amended definition of material states that information is material if omitting, misstating or obscuring it could reasonably be expected to influence the decisions that the primary users of general purpose financial statements make on the basis of those financial statements, which provide financial information about a specific reporting entity. The amendments clarify the definition of material and its application by:

- (a.) raising the threshold **at which** information becomes material by replacing the term “could influence” with “could reasonably be expected to influence”;
- (b.) including the concept of “obscuring information” alongside the concept of “omitting” and “misstating” information in the definition;
- (c.) clarifying that the users to which the definition refers are the primary users of general purpose financial statements referred to in the Conceptual Framework;
- (d.) clarifying the explanatory paragraphs accompany the definition; and
- (e.) aligning the wording of the definition of material across PFRS Standards and other publications.

The amendments are expected to help entities make better materiality judgments without substantively changing existing requirements.

The amendments apply prospectively. Earlier application is permitted.

4. Management's Use of Judgments, Accounting Estimates, and Assumptions

The preparation of the financial statements in accordance with PFRS requires management to exercise judgments, make accounting estimates and use assumptions that affect reported amounts of assets, liabilities, income and expenses and related disclosures. Future events may occur which will cause the assumptions used in arriving at the accounting estimates to change. The effects of any change in accounting estimates are reflected in the financial statements as they become reasonably determinable.

Accounting judgments, estimates and assumptions are continually evaluated and are based on historical experience and other factors including expectations of future events that are believed to be reasonable under the circumstances.

Judgments

In the process of applying the Company's accounting policies, management has made the following judgments, apart from those involving estimation, which has the most significant effect on the amounts recognized in the financial statements.

Determination of the Company's Functional Currency

The Company considers factors, including but not limited to, the currency that mainly influences sales prices of its goods and the currency in which receipts from operating activities are usually retained. Based on the economic substance of the underlying circumstances relevant to the Company, the functional currency has been determined to be the Philippine peso. It is the currency that mainly influences the Company's operations.

Recognition of Revenue

The Company uses its judgment in determining the timing of the transfer of control on the goods that it delivered. The Company determined that the control is transferred for sale of goods when the Company has transferred physical possession of the goods and obtained the right to payment for the goods which is upon the customer's acceptance of the goods at the customer's warehouse.

Accounting Estimates and Assumptions

The key estimates and assumptions concerning the future and other key sources of estimation uncertainty at the reporting date that have significant risk of causing a material adjustment to the carrying amounts of assets and liabilities within the next financial year are described below:

Allowance for Impairment Losses on Trade and Other Receivables and Refundable Deposits

The Company uses the expected credit loss model in estimating the level of allowance which includes forecasts of future events and conditions. A credit loss is measured as the present value of all cash shortfalls (the difference between the cash flows that the Company expects to receive). The model represents a probability-weighted estimate of the difference over the remaining life of the receivables. The maturity of the Company's receivables is less than one year so the lifetime expected credit loss and the 12-month expected credit losses are similar. In addition, management assessed that the credit risk for its trade and other receivables and refundable deposits as at the reporting date are low as discussed in Note 19, therefore the Company did not have to assess whether a significant increase in credit risk has occurred. An increase in the allowance for impairment losses would increase the recorded operating expenses and decrease current assets.

The Company uses an allowance matrix to measure the ECLs of its trade receivables from individual customers. Loss rates are calculated using a "roll rate" method based on the probability of a receivable progressing through successive stages of delinquency to write-off. The loss rates computed were based on actual credit loss experience over the last three years. As the profile of the Company's trade receivables is substantially current and past due trade receivables are no more than one year, the computed estimated allowance using the loss rates is not significant to the Company's financial statements.

The combined carrying amounts of the Company's trade and other receivables and refundable deposits are P379,911,266 and P255,140,665 as at December 31, 2019 and 2018, respectively (see Notes 6, 10 and 19).

Determination of Net Realizable Value (NRV) of Inventories

The Company's estimates of the NRV of inventories are based on the most reliable evidence available at the time the estimates are made, of the amount that the inventories are expected to be realized. These estimates consider the inventory obsolescence, physical deterioration, fluctuations of price or cost directly relating to events occurring after the end of the period to the extent that such events confirm conditions existing at the end of the period. A new assessment is made at NRV in each subsequent period. When the circumstances that previously caused inventories to be written down below cost no longer exist or when there is a clear evidence of an increase in NRV because of changes in economic circumstances, the amount of the write-down is reversed so that the new carrying amount is the lower of the cost and the revised NRV.

The carrying amounts of inventories as at December 31, 2019 and 2018 are P717,189,440 and P561,595,644, respectively (see Note 7). No allowance to reduce inventory to NRV was recognized in 2019 and 2018.

Estimation of Useful Lives of Property and Equipment

The Company estimates the useful lives of property and equipment based on the period over which these assets are expected to be available for use. The estimated useful lives of property and equipment are reviewed periodically and are updated if expectations differ from previous estimates due to asset utilization, internal technical evaluation, technological changes, environmental and anticipated use of the assets tempered by related industry benchmark information. It is possible that future financial performance could be materially affected by changes in these estimates brought about by changes in the factors mentioned. Any reduction in the estimated useful lives of the property and equipment would increase depreciation and amortization expense and decrease noncurrent assets.

The estimated useful life of property and equipment is discussed in Note 3 to financial statements. There is no change in the estimated useful life of property and equipment in 2019 and 2018.

The carrying amounts of property and equipment as at December 31, 2019 and 2018 amounted to P924,248 and P1,896,032, respectively (see Note 9).

Estimation of Retirement Benefits Liability and Costs

The cost of defined benefits retirement plans, as well as the present value of the retirement benefits obligation, is determined using actuarial valuations. The actuarial valuations involve making various assumptions. These include the determination of the discount rates, and future salary increases, among others. Due to the complexity of the valuation, the underlying assumptions and its long-term nature, defined benefits obligations are highly sensitive to changes in these assumptions. All assumptions are reviewed at each reporting period.

The Company has retirement benefits liability amounting to P760,153 and P764,908 as at December 31, 2019 and 2018, respectively (see Note 17).

Recognition of Deferred Income Tax Assets

The Company reviews its deferred income tax assets at each reporting date and reduces the carrying amount to the extent that it is no longer probable that sufficient future taxable profits will be available to allow all or part of the deferred income tax assets to be utilized. The Company also reviews the expected timing and tax rates upon reversal of temporary differences and adjusts the impact on deferred income tax accordingly. The Company's assessment on the recognition of deferred income tax assets is based on the forecasted taxable income of the subsequent reporting periods. This forecast is based on the Company's past results and future expectations on revenues and expenses. While the Company believes that its assumptions are appropriate and reasonable, significant changes in these assumptions may materially affect the Company's assessment of the realizability of deferred income tax assets and may lead to future addition to the provision for deferred income tax.

The Company has recognized deferred income tax assets amounting to P855,851 and P876,124 as at December 31, 2019 and 2018, respectively (see Note 18).

5. Cash

This account consists of:

	<i>Note</i>	2019	2018
Cash on hand		P164,000	P191,000
Cash in banks	19	44,113,185	51,989,421
		P44,277,185	P52,180,421

Cash in banks earns interest at the respective bank deposit rates.

Interest income recognized in profit or loss amounted to P187,919 and P1,763,212 in 2019 and 2018, respectively.

6. Trade and Other Receivables

This account consists of:

	<i>Note</i>	2019	2018
Trade:			
Related parties	13	P247,536,614	P167,548,864
Third parties		65,462,999	55,195,223
Non-trade		67,344,199	32,699,199
Receivable from employees		188,296	327,365
	19	380,532,108	255,770,651
Less allowance for impairment losses on trade receivables		1,503,922	1,503,922
	19	P379,028,186	P254,266,729

The Company's trade receivables are non-interest-bearing and are generally on a 30 to 60-day credit term.

Non-trade receivables pertain to receivables from suppliers for the reimbursements of expenses made by the Company for brand promotions. These are non-interest-bearing and are generally on a 30-day credit term.

7. Inventories

This account consists of:

	<i>Note</i>	2019	2018
At cost:			
Spirits		P668,311,496	P521,809,925
Wines		48,877,944	39,785,719
	15	P717,189,440	P561,595,644

Cost of goods sold recognized in profit or loss amounted to P780,137,292 and P722,487,888 in 2019 and 2018, respectively (see Note 15).

8. Prepaid Expenses and Other Current Assets

This account consists of:

	2019	2018
Advances to suppliers	P325,526,836	P303,986,181
Prepaid expenses:		
Duties and taxes	14,055,381	46,430,770
Input VAT	7,143,422	-
Other import charges	885,411	34,537
Others	882,152	201,000
	P348,493,202	P350,652,488

Advances to suppliers pertain to partial down payment made by the Company to suppliers and will be applied against future progress billings.

9. Property and Equipment

The movements and balances in this account are as follows:

	Transportation and Delivery Equipment	Furniture and Fixtures	Office Equipment	Leasehold Improvements	Total
Cost					
December 31, 2017	P8,953,451	P1,051,430	P560,377	P1,794,809	P12,360,067
Additions	-	20,955	4,374	-	25,329
December 31, 2018	8,953,451	1,072,385	564,751	1,794,809	12,385,396
Additions	-	-	33,348	-	33,348
December 31, 2019	8,953,451	1,072,385	598,099	1,794,809	12,418,744
Accumulated Depreciation and Amortization					
December 31, 2017	6,254,904	805,523	483,562	1,794,809	9,338,798
Depreciation and amortization	922,269	174,105	54,192	-	1,150,566
December 31, 2018	7,177,173	979,628	537,754	1,794,809	10,489,364
Depreciation and amortization	886,452	90,834	27,846	-	1,005,132
December 31, 2019	8,063,625	1,070,462	565,600	1,794,809	11,494,496
Carrying Amounts					
December 31, 2018	P1,776,278	P92,757	P26,997	P -	P1,896,032
December 31, 2019	P889,826	P1,923	P32,499	P -	P924,248

Depreciation and amortization expense for the years ended December 31, 2019 and 2018 were charged as part of operating expenses.

Fully depreciated property and equipment that are still being used by the Company have a total cost of P9,712,032 and P7,427,899 as at December 31, 2019 and 2018, respectively.

10. Refundable Deposits

This account consists of:

	Note	2019	2018
Security deposits	16	P715,229	P706,085
Others		167,851	167,851
	19	P883,080	P873,936

11. Trade and Other Payables

This account consists of:

	Note	2019	2018
Trade payables	19	P11,226,047	P8,137,340
Nontrade payables:			
Third parties	19	19,534,167	30,292,247
Related parties	13, 19	1,511,480	1,086,113
Accrued expenses	19	686,733	389,768
Statutory obligations		511,203	868,348
Output VAT - net		-	10,538,341
Others	19	322,016	252,416
		P33,791,646	P51,564,573

Trade payables are non-interest-bearing and are generally on a 30 to 60-day payment term.

Non-trade payables are amounts owed to non-trade suppliers such as manpower agencies, freight companies, interest payable on loans and other non-trade transactions. These are non-interest-bearing and are generally on a 30-day payment term, except for related party balance which is due on demand.

Accrued expenses consist mainly of accruals for utilities and other operating charges.

12. Loans Payable

In 2019, the Company entered into various unsecured, short-term loans with a maturity of less than one year from Metropolitan Bank and Trust Company and Asia United Bank totaling to P81,000,000 with a fixed annual interest of 4.50% to 5.50% and P215,000,000 with fixed annual interest of 4.75% to 6.00%, respectively. The proceeds from these loan availments were intended to finance the Company's working capital requirements.

Interest expense recognized in profit or loss relating to these loans amounted to P14,569,549 and P750,191 in 2019 and 2018, respectively. As at December 31, 2019, outstanding interest payable related to these loans recorded as part of "Non-trade payables" under "Trade and other payables" account in the statement of financial position amounted to P753,647 (see Note 11).

13. Related Party Transactions

Transactions and account balances with related parties as at and for the years ended December 31 are as follows:

Category	Year	Note	Transactions During the Year	Outstanding Balance		Terms	Conditions
				Trade Receivables	Nontrade Payable		
Parent Company							
▪ Interest	2019		P -	P -	P -	Monthly	Unsecured
	2018		59,000	-	-		
Entities under Common Control							
▪ Sale of goods	2019	6, a	734,974,442	247,536,614	-	30 days credit term; non-interest-bearing	Unsecured; no impairment
	2018	6, a	698,465,965	167,548,864	-	Monthly; non-interest-bearing	Unsecured
▪ Lease expense	2019	16, b	3,093,754	-	-	Monthly; non-interest-bearing	Unsecured
	2018	16, b	3,232,425	-	-	Due on demand; non-interest-bearing	Unsecured
▪ Advances	2019	11, c	1,511,480	-	1,511,480		
	2018	11, c	1,086,113	-	1,086,113		
	2019			P247,536,614	P1,511,480		
	2018			P167,548,864	P1,086,113		

- In the normal course of business, the Company distributes wines and liquors to entities under common control.
- The Company entered into lease agreements with an entity under common control for its office space and warehouse (see Note 16).
- Cash advances obtained from entities under common control for working capital requirements.
- In 2018, the Company paid advances from parent company amounted to P20,000,000. No new advances were made in 2019.
- There is no key management compensation since the key management roles are functionally domiciled under the Parent Company.

Amounts owed by and owed to related parties are to be settled in cash.

14. Equity

Capital Stock

The balances as at December 31, 2019 and 2018 are as follows:

	Number of Shares	Amount
Authorized		
P100 par value	7,500,000	P750,000,000
Issued and Outstanding		
Balance at beginning and end of year	7,500,000	P750,000,000

Ordinary shares carry one vote per share and a right to dividends.

Declaration of Dividends

On November 28, 2017, the Company's BOD approved the declaration of cash dividends of P6.67 per share or an aggregate amount of P50,000,000, payable to stockholders of record as of the same date.

On December 18, 2018, the Company's BOD approved the declaration of cash dividends of P3.33 per share or an aggregate amount of P25,000,000, payable to stockholders of record of the same date.

All outstanding dividends were paid in 2019.

15. Cost of Goods Sold

This account consists of:

	Note	2019	2018
Inventory at beginning of year		P561,595,644	P624,566,976
Add: Net purchases		935,731,088	659,516,556
Total goods available for sale		1,497,326,732	1,284,083,532
Less: Inventory at end of year	7	717,189,440	561,595,644
		P780,137,292	P722,487,888

16. Lease Agreements

Company as Lessee

- The Company entered into a lease agreement with an entity under common control for a warehouse. The term of the lease is for a period of five (5) years from January 1, 2016 to December 31, 2020. The lease has an annual escalation rate of 5%.
- The Company entered into a lease agreement with an entity under common control for a warehouse with a lease term of three (3) years commencing on July 1, 2015 to June 30, 2017. The lease agreement was renewed for another three (3) years from July 1, 2017 to June 30, 2020.

On transition to PFRS 16, the Company recognized retrospectively ROU assets and lease liabilities in relation to lease agreements (a) and (b). As at January 1, 2018, the ROU assets and lease liabilities recognized amounted to P8,214,934 and P8,852,809, respectively.

The movement of the ROU assets and lease liabilities for the years ended December 31, 2019 and 2018 are as follows:

i. Right-of-Use Assets

	Note	2019	2018 (As restated - see Note 22)
Balance at beginning of year		P5,336,946	P8,214,934
Amortization charge for the year	13	(2,877,987)	(2,877,988)
Balance at end of year		P2,458,959	P5,336,946

ii. Lease Liabilities

	Note	2019	2018 (As restated - see Note 22)
Balance at beginning of year		P6,009,939	P8,852,809
Interest charge for the year	13	215,767	354,437
Payments made		(3,312,172)	(3,197,307)
Balance at end of year		P2,913,534	P6,009,939

Maturity analyses of the undiscounted lease liabilities as at December 31, 2019 and 2018 are as follows:

	Undiscounted Lease Payments	Interest	Present Value of Lease Liabilities
Not later than one year	P2,982,781	P69,247	P2,913,534

	Undiscounted Lease Payments	Interest	Present Value of Lease Liabilities
Not later than one year	P3,312,172	P215,767	P3,096,405
Later than one year but not later than five years	2,982,781	69,247	2,913,534
Balance at December 31, 2019	P6,294,953	P285,014	P6,009,939

As at December 31, 2019 and 2018, the Company's lease liabilities are classified in the statements of financial positions as follows:

	2019	2018 (As restated - see Note 22)
Current	P2,913,534	P3,096,405
Noncurrent	-	2,913,534
	P2,913,534	P6,009,939

iii. Amounts recognized in profit or loss

	2019	2018 (As restated - see Note 22)
Interest on lease liabilities	P215,767	P354,437
Amortization expense	2,877,987	2,877,988
	P3,093,754	P3,232,425

iv. Amounts recognized in the statement of cash flows

	2019	2018 (As restated - see Note 22)
Total cash outflow for leases	P3,312,172	P3,197,307

The lease agreements provide for, among others, security deposits amounting to P715,229 and P706,085 as at December 31, 2019 and 2018, respectively, which are shown under "Refundable deposits" account in the statements of financial position (see Note 10).

17. Retirement Benefits Liability

The Company has an unfunded, noncontributory, defined benefits retirement plan covering all of its permanent, regular, and full-time employees. Costs are determined in accordance with the actuarial studies made for the plan. Under the plan, the employees are entitled to retirement benefits equivalent to an amount computed based on Republic Act No. 7641, *Retirement Pay Law*, equivalent to one-half month's salary for every year of service, with six months or more of service considered as one year.

Costs are determined in accordance with the actuarial studies made for the plan. Annual cost is determined using the projected unit credit method. The Company's latest actuarial valuation date is December 31, 2019.

The succeeding tables summarize the components of retirement benefits cost under a defined benefits retirement plan recognized in profit or loss and the amount of retirement benefits liability recognized in the statements of financial position.

	2019	2018
Balance at beginning of year	P764,908	P1,491,441
Recognized in profit or loss		
Interest cost	57,598	80,240
Current service cost	153,492	139,889
	211,090	220,129
Recognized in other comprehensive income		
Actuarial gain arising from:		
Financial assumptions	438,219	(266,274)
Demographic assumptions	(862,118)	(253,953)
Experience adjustments	340,554	(426,435)
	(83,345)	(946,662)
Benefits paid	(132,500)	-
Balance at end of year	P760,153	P764,908

The retirement benefits cost is recognized as part of "Salaries and other employee benefits" account under operating expenses in profit or loss.

The plan exposes the Company to actuarial risks such as interest rate risk, longevity risk and salary risk as follows:

Interest Risk

The present value of the defined benefits obligation is calculated using a discount rate determined by reference to market yields of government bonds. Generally, a decrease in the interest rate of a reference government bonds will increase the plan obligation.

Longevity and Salary Risks

The present value of the defined benefits obligation is calculated by reference to the best estimate of the mortality of the plan participants both during and after their employment and to their future salaries. Consequently, increases in the life expectancy and salary of the plan participants will result in an increase in the plan obligation.

The principal actuarial assumptions used to determine retirement benefits in 2019 and 2018 are as follows:

	2019	2018
Discount rate	5.21%	7.53%
Future salary increases	8.00%	3.00%

Assumptions for mortality and disability rates are based on published statistics and mortality and disability tables.

The weighted average duration of defined benefits obligation is 13.4 and 13.2 years as at December 31, 2019 and 2018, respectively.

As at December 31, the reasonably possible changes to one of the relevant actuarial assumptions, while holding all other assumptions constant, would have affected the defined benefits liability by the amounts below:

	2019		2018	
	Defined Benefits Liability		Defined Benefits Liability	
	1 Percent Increase	1 Percent Decrease	1 Percent Increase	1 Percent Decrease
Discount rate	(P47,206)	P32,002	(P65,247)	P49,948
Salary increase rate	68,414	(53,211)	30,596	(15,298)

Although the analysis does not take into account the full distribution of cash flows expected under the plan, it does provide an approximation of the sensitivity of the assumption shown.

Funding Arrangements

The plan is unfunded and non-contributory. Benefit claims under the defined benefits retirement obligation are paid directly by the Company when they become due.

Asset-Liability Matching (ALM)

The Company does not perform any ALM study. The Company has no plan assets to match against liabilities under the retirement benefits obligation.

Maturity analysis based on a ten (10) year projection of the expected future benefit payments is as follows:

	December 31, 2019				
	Carrying Amount	Contractual Cash Flows	Within 1 Year	Within 1-5 Years	More than 5 Years
Retirement benefits liability	P760,153	P1,147,119	P -	P363,968	P783,151

	December 31, 2018				
	Carrying Amount	Contractual Cash Flows	Within 1 Year	Within 1-5 Years	More than 5 Years
Retirement benefits liability	P764,908	P783,151	P -	P -	P783,151

18. Income Taxes

The components of provision for income tax are shown below:

	2019	2018
Current	P28,667,685	P25,970,854
Deferred	(4,731)	(78,356)
	P28,662,954	P25,892,498

The current provision for income tax represents regular corporate income tax (RCIT) in both years.

The reconciliation of the provision for income tax computed at the statutory income tax rate and the provision for income tax shown in profit or loss for the years ended December 31 is as follows:

	2019	2018
Income before income tax	P90,713,947	P83,150,401
Provision for income tax at the statutory income tax rate of 30%	P27,214,184	P24,945,120
Additions to (reductions from) income taxes resulting to the tax effects of:		
Non-deductible expenses	1,505,146	1,476,341
Interest income subjected to final tax	(56,376)	(528,963)
Provision for income tax	P28,662,954	P25,892,498

The components of the Company's net deferred income tax assets are as follows:

	Net Balance at December 31, 2018 (as restated)	Recognized During the Year	Net Balance at December 31, 2019
Deferred income tax assets (liability) recognized in profit or loss:			
Retirement benefits liability	P557,513	P63,327	P620,840
Allowance for impairment on trade receivables	451,177	-	451,177
PFRS 16, <i>Leases</i> adjustment	201,897	(65,526)	136,371
Unrealized foreign exchange loss (gain) - net	(6,423)	6,930	507
	1,204,164	4,731	1,208,895
Deferred income tax liability recognized directly in other comprehensive income:			
Retirement benefits liability	(328,040)	(25,004)	(353,044)
Deferred income tax assets - net	P876,124	(P20,273)	P855,851

	Net Balance at December 31, 2017 (as restated)	Recognized During the Year	Net Balance at December 31, 2018 (as restated)
Deferred income tax assets (liability) recognized in profit or loss:			
Retirement benefits liability	P491,474	P66,039	P557,513
Allowance for impairment on trade receivables	451,177	-	451,177
PFRS 16, <i>Leases</i> adjustment	191,362	10,535	201,897
Unrealized foreign exchange loss (gain) - net	(8,205)	1,782	(6,423)
	1,125,808	78,356	1,204,164
Deferred income tax liability recognized directly in other comprehensive income:			
Retirement benefits liability	(44,042)	(283,998)	(328,040)
Deferred income tax assets - net	P1,081,766	(P205,642)	P876,124

19. Financial Risk and Capital Management

Objectives and Policies

The BOD has overall responsibility for the establishment and oversight of the Company's risk management framework. The BOD has delegated to the management the responsibility of developing and monitoring the Company's risk management policies.

The Company's risk management policies are established to identify and analyze the risks faced by the Company, to set appropriate risk limits and controls, and to monitor risks and adherence to limits. Risk management policies and systems are reviewed regularly to reflect changes in market conditions and the Company's activities. The Company, through its training and management standards and procedures, aims to develop a disciplined and constructive control environment, in which all employees understand their roles and obligations.

The BOD oversees how management monitors compliance with the Company's risk management policies and procedures and reviews the adequacy of the risk management framework in relation to the risks faced by the Company.

The Company has exposure to the following risks from its use of financial instruments:

- Credit Risk
- Liquidity Risk
- Market Risk

This note presents information about the Company's exposure to each of the above risks, the Company's objectives, policies and processes for measuring and managing risks, and the Company's management of capital.

Risk Management Framework

The Company's overall risk management program seeks to minimize potential adverse effects on the financial performance of the Company. The policies for managing specific risks are summarized below:

Credit Risk

Credit risk represents the risk of loss the Company would incur if credit customers and counterparties fail to perform their contractual obligations. The Company's credit risk arises from the Company's use of its financial assets. Credit risk management involves entering into financial transactions only with counterparties with acceptable credit rating.

The carrying amount of financial assets represents the maximum credit exposure is as follows:

	Note	2019	2018
Cash in banks	5	P44,113,185	P51,989,421
Trade and other receivables - net	6	379,028,186	254,266,729
Refundable deposits	10	883,080	873,936
		P424,024,451	P307,130,086

As at December 31, 2019 and 2018, the aging per class of financial assets is as follows:

December 31, 2019					
	Neither Past Due nor Impaired	Past Due		Past Due and Impaired	Total
		1 to 30 Days	31 to 120 Days		
Cash in banks	P44,113,185	P -	P -	P -	P44,113,185
Trade and other receivables	193,059,201	85,815,657	100,153,328	1,503,922	380,532,108
Refundable deposits	883,080	-	-	-	883,080
	P238,055,466	P85,815,657	P100,153,328	P1,503,922	P425,528,373

December 31, 2018					
	Neither Past Due nor Impaired	Past Due		Past Due and Impaired	Total
		1 to 30 Days	31 to 120 Days		
Cash in banks	P51,989,421	P -	P -	P -	P51,989,421
Trade and other receivables	189,569,830	54,738,482	9,958,417	1,503,922	255,770,651
Refundable deposits	873,936	-	-	-	873,936
	P242,433,187	P54,738,482	P9,958,417	P1,503,922	P308,634,008

Based on the historical default rates, the Company believes that no impairment allowance is necessary in respect of trade receivables past due but not impaired because such accounts relate to customers that have good payment records with the Company. On the other hand, the Company believes that no impairment loss is necessary in respect of other receivables since they are neither past due nor impaired.

As at December 31, 2019 and 2018, the Company does not expect any counterparty, other than trade customers, to fail to meet its obligations, thus, related risk is deemed to be insignificant.

Credit Risk Concentration

The Company's exposure to credit risk arises from default of counterparty. Generally, the maximum credit risk exposure of receivables is its carrying amount without considering collaterals or credit enhancements, if any. The Company has no significant concentration of credit risk since the Company deals with a large number of customers. The Company does not execute any credit guarantee in favor of any counterparty.

Credit Quality

In monitoring and controlling credit extended to counterparty, the Company adopts a comprehensive credit rating system based on financial and nonfinancial assessments of its customers. Financial factors being considered comprised of the financial standing of the customer while the nonfinancial aspects include but are not limited to the assessment of the customer's nature of business, management profile, industry background, payment habit and both present and potential business dealings with the Company.

As at December 31, 2019 and 2018, the cash in banks, trade receivables and refundable deposits which are neither past due nor impaired are categorized under high grade quality.

The credit quality of financial assets was determined as follows:

- a. Cash in banks - the credit risk of this financial instrument is considered negligible since the counterparties are reputable entities with high quality external credit ratings based on the nature of the counterparty and the Company's internal rating system.
- b. Trade and other receivables - the credit quality is assessed as high grade since these have a high probability of collection and there is no history of default.
- c. Refundable deposits - the credit quality is assessed to be as high grade since these security deposits are refundable at the end of the lease term which is expected from a reputable service provider.

Expected Credit Loss Assessment as at December 31, 2019

The Company allocates each exposure to a credit risk on data that are determined to be predictive of the risk of loss (including but not limited to external ratings, audited financial assets, management accounts and cash flow projections and available press information about customers) and applying expected credit judgment. Credit risk grades are defined using qualitative and quantitative factors that are indicative of the risk of default.

Exposures within each credit risk grade are assessed based on delinquency and actual credit loss experience. The Company considered both historical loss rate and forward-looking assumptions. The Company assessed that the impact of forward-looking assumption is immaterial.

Liquidity Risk

Liquidity risk is the risk that the Company will not be able to meet its financial obligations as they fall due. The Company manages liquidity risk by maintaining a balance between continuity of funding and flexibility in operation. Treasury controls and procedures are in place to ensure that sufficient cash is maintained to cover daily operational and working capital requirements, as well as capital expenditures and debt service payments. Management closely monitors the Company's future and contingent obligations and sets up required cash reserves as necessary in accordance with internal requirements.

The following are contractual maturities of financial liabilities:

	As at December 31, 2019			
	Carrying Amount	Contractual Cash Flows	1 Year or Less	More than 1 Year
Financial Liabilities				
Trade and other payables*	P32,526,796	P32,526,796	P32,526,796	P -
Loans payable**	296,753,647	297,897,675	297,897,675	-
Lease liabilities	2,913,534	2,982,781	2,982,781	-
	P332,193,977	P333,407,252	P333,407,252	P -

*Excluding statutory obligations and accrued interest payable amounting to P511,203 and P753,647, respectively (see Notes 11 and 12).

**Including accrued interest payable amounting to P753,647 and future interest payable with interest rates of 4.50% to 6.00% (see Note 12).

	As at December 31, 2018			
	Carrying Amount	Contractual Cash Flows	1 Year or Less	More than 1 Year
Financial Liabilities				
Trade and other payables*	P40,157,884	P40,157,884	P40,157,884	P -
Dividends payable	75,000,000	75,000,000	75,000,000	-
Lease liabilities	6,009,939	6,294,953	3,312,172	2,982,781
	P121,167,823	P121,452,837	P118,470,056	P2,982,781

*Excluding statutory obligations and Output VAT amounting to P11,406,689 (see Note 11).

It is not expected that the cash flows included in the maturity analysis could occur significantly earlier, or at significantly different amounts.

Market Risk

Market risk is the risk that changes in market prices, such as foreign exchange rates, interest rates and other market prices will affect the Company's income or the value of its holdings of financial instruments. The objective of market risk management is to manage and control market risk exposures within acceptable parameters, while optimizing the return. The Company is subject to various risks, including foreign currency risk and interest rate risk.

Interest Rate Risk

Interest rate risk is the risk that future cash flows from a financial instrument (cash flow interest rate risk) or its fair value (fair value interest rate risk) will fluctuate because of changes in the market interest rates.

The Company's exposure to the risks for changes in market interest rates relates mainly to the Company's loans payable and advances from Parent Company. The Company manages this risk by transacting its loans either with short-term maturities or with fixed interest rates. Accordingly, management believes that the Company does not have significant interest rate risk.

Foreign Currency Exchange Risk

Foreign currency exchange risk is the risk that the fair value or future cash flows of a financial instrument will fluctuate because of changes in foreign exchange rates. The Company's exposure to foreign currency risk relates primarily to the Company's foreign currency-denominated monetary assets and monetary liabilities. The currencies in which these transactions are primarily denominated are in United States dollar (USD), Singaporean dollar (SGD), British pound (GBP) and Euro (EUR).

The following table shows the Company's foreign currency-denominated monetary assets and monetary liabilities and their Philippine peso (PHP) equivalents as at December 31:

	December 31, 2019			
	USD	SGD	EUR	PHP Equivalent
Foreign Currency - Denominated Monetary Asset				
Cash in banks	151,494	-	-	7,687,414
Foreign Currency - Denominated Monetary Liability				
Trade payables	606	34	2,935	135,891
Net Foreign Currency - Denominated Monetary Asset (Liability)	150,888	(34)	(2,935)	7,551,523

	December 31, 2018			
	USD	SGD	EUR	PHP Equivalent
Foreign Currency - Denominated Monetary Asset				
Cash in banks	152,275	-	-	8,028,557
Foreign Currency - Denominated Monetary Liability				
Trade payables	1,823	-	2,935	273,120
Net Foreign Currency - Denominated Monetary Assets (Liabilities)	150,452	-	(2,935)	7,755,437

In translating the foreign currency-denominated monetary assets and monetary liabilities into Philippine peso amounts, the significant exchange rates applied are as follows:

	2019	2018
USD	50.76	52.58
SGD	37.50	38.47
EUR	56.36	60.31

The following table demonstrates sensitivity of cash flows due to changes in foreign exchange rates with all variables held constant.

	December 31, 2019	
	Percentage Decrease in Foreign Exchange Rates	Increase (decrease) in Income before Income Tax
USD	(3%)	(P267,519)
SGD	(3%)	32
EUR	(7%)	10,834

	December 31, 2018	
	Percentage Increase in Foreign Exchange Rates	Increase (decrease) in Income before Income Tax
USD	5%	P395,538
SGD	3%	-
EUR	1%	(1,770)

Changes in foreign exchange rates are based on the average of the banks' forecasted closing exchange rates during the first quarter of the following calendar year. A movement in the opposite direction would increase/decrease income before income tax by the same amount, on the basis that all other variables remains constant.

Capital Risk Management

The Company's objectives, when managing capital, are to increase the value of stockholders' investment and maintain high growth by applying free cash flows to selective investments that would further the Company's worth. The Company sets strategies with the objective of establishing a versatile and resourceful financial management and capital structure.

The Company defines capital as paid-in capital stock, retained earnings and accumulated remeasurements on retirement benefits.

There were no changes in the Company's approach to capital management during the year.

The Chief Financial Officer has the overall responsibility for monitoring of capital in proportion to risk. Profiles for capital ratios are set in the light of changes in the Company's external environment and the risks underlying the Company's business operations and industry.

The Company is not subject to externally-imposed capital requirements.

20. Fair Values of Financial Instruments

Cash, Trade and Other Receivables, Trade and Other Payables and Dividends Payable

The carrying amounts of the Company's cash, trade and other receivables, trade and other payables (excluding statutory obligations and Output VAT) and dividends payable approximate their fair values due to the short-term maturities of these financial instruments.

Refundable Deposits

In the case of security deposits, the difference between the carrying amounts and fair values is considered immaterial by management.

Loans Payable and Advances from Parent Company

The estimated fair value of loans and advances from Parent Company is based on the present value of expected future cash flows using the applicable market rates for similar types of loans at reporting date. The difference between the carrying amount and fair value of loans payable and advances from Parent Company is considered immaterial by management.

Lease Liabilities

The fair value of lease liabilities was estimated as the present value of all future cash flows discounted using the incremental borrowing rate.

21. Reconciliation Between the Opening and Closing Balances for Liabilities Arising from Financing Activities

The reconciliation of movements of liabilities to cash flows arising from financing activities in 2019 are as follow:

December 31, 2019				
	Loans Payable	Accrued Interest	Dividends Payable	Total
Balances at beginning of year	P -	P -	P75,000,000	P75,000,000
Proceeds from loans payable	394,000,000	-	-	394,000,000
Payment of principal	(98,000,000)	-	-	(98,000,000)
Interest expense	-	14,569,549	-	14,569,549
Interest paid	-	(13,815,902)	-	(13,815,902)
Payment of dividends	-	-	(75,000,000)	(75,000,000)
Balances at end of year	P296,000,000	P753,647	P -	P296,753,647

December 31, 2018					
	Loans Payable	Accrued Interest	Advances from Parent Company	Dividends Payable	Total
Balances at beginning of year	P100,000,000	P76,507	P20,000,000	P50,000,000	P170,076,507
Proceeds from loans payable	-	-	-	-	-
Payment of principal	(100,000,000)	-	(20,000,000)	-	(120,000,000)
Interest expense	-	809,191	-	-	809,191
Interest paid	-	(885,698)	-	-	(885,698)
Dividends declared	-	-	-	25,000,000	25,000,000
Balances at end of year	P -	P -	P -	P75,000,000	P75,000,000

22. Prior Period Restatements

The Company restated its statements of financial position as at December 31, 2018 and January 1, 2018 and profit or loss for the year ended December 31, 2018 in accordance with PAS 8 as effect of the adoption of the PFRS 16 (see Note 16). These restatements have material impact on the statements of financial position and profit or loss as at the beginning of the earliest period presented. The following tables summarizes the impacts on the Company's financial statements.

December 31, 2018	As Previously Reported	Adjustments	As Restated
Statement of Financial Position			
ROU asset - net	P -	P5,336,946	P5,336,946
Deferred income tax assets - net	782,605	93,519	876,124
Lease liabilities - current	-	3,096,405	3,096,405
Lease liabilities - net of current portion	-	2,913,534	2,913,534
Accrued rent expense	361,264	(361,264)	-
Retained earnings	331,773,614	(218,210)	331,555,404
Statement of Comprehensive Income			
Depreciation and amortization	P1,150,566	P2,877,988	P4,028,554
Rent expense	3,197,308	(3,197,308)	-
Interest expense	809,191	354,437	1,163,628
Provision for income tax	25,903,033	(10,535)	25,892,498
Net income	57,282,485	(24,582)	57,257,903
Statement of Cash Flows			
Net cash from operating activities	P98,459,530	3,197,307	P101,656,837
Net cash used financing activities	(120,885,698)	(3,197,307)	(124,083,005)

January 1, 2018	As Previously Reported	Adjustments	As Restated
Statement of Financial Position			
ROU Asset - net	P -	P8,214,934	P8,214,934
Deferred income tax assets - net	998,783	82,983	1,081,766
Lease liabilities - current	-	2,842,870	2,842,870
Lease liabilities - net of current portion	-	6,009,939	6,009,939
Accrued rent expense	361,264	(361,264)	-
Retained earnings	299,491,129	(193,628)	299,297,501

23. Subsequent Events

On March 8, 2020, under Proclamation 922, the President of the Philippines (the "President") has declared a state of public health emergency due to the spread of the Corona Virus Disease 2019 (COVID-19) in the country. Subsequently on March 16, 2020, under Proclamation 929, the previously declared state of public health emergency was upgraded into a state of calamity. To manage the spread of the COVID-19, the entire Luzon has been placed under an Enhanced Community Quarantine (ECQ), effective from March 17, 2020 until April 12, 2020, which was further extended to May 15, 2020. During the ECQ, a strict home quarantine was implemented in all households, all public transportation were suspended, provision for food and essential health services was regulated and the presence of uniformed military personnel to enforce quarantine procedures is heightened. Liquor bans have also been implemented in several areas under ECQ wherein drinking alcoholic beverages in public areas is prohibited and retail stores are only allowed to sell the same during a limited time in the day. On May 16, 2020 onwards, the Philippine government placed different areas of the country either Modified Enhanced Community Quarantine (MECQ) or General Community Quarantine (GCQ), depending on the assessed risk. Several local government units lifted the liquor bans under MECQ and GCQ, subject to certain restrictions. Since the Company's primary operation is the importation and distribution of wines and spirits, the Company was only able to operate limitedly amidst the quarantine period. Moreover, the Company continues to have a skeletal workforce to oversee and make sure facilities, vital equipment, sanitation and security are adequately and properly maintained.

The Company has assessed that the ECQ being implemented by the government will have a potential unfavorable impact on the Company's revenues including the collection of its receivables, among others. However, the quantitative impact of this event on the Company's financial performance for the succeeding quarters is not yet determinable at this date. Nonetheless, the expected decline in operations does not pose a material uncertainty on the Company's ability to continue as a going concern.

**24. Supplementary Information Required by the Bureau of Internal Revenue (BIR)
Based on Revenue Regulations No.15-2010**

In addition to the disclosures mandated under PFRS, and such other standards and/or conventions as may be adopted, companies are required by the BIR to provide in the notes to financial statements, certain supplementary information for the taxable year. The amounts relating to such supplementary information may not necessarily be the same with those amounts disclosed in the financial statements which were prepared in accordance with PFRS. The following are the tax supplementary information required for the taxable year ended December 31, 2019:

a. VAT

Output VAT	P111,938,568
Basis of the Output VAT:	
Vatable sales	P932,821,399
Zero-rated sales	25,800,319
Exempt sales	207,038
Total sales	P958,828,756
Input VAT	
Beginning of the year	P -
Current year transactions:	
a. Domestic purchases of goods other than capital goods	5,861,987
b. Importations other than capital goods	105,023,854
c. Others	7,405,050
Deductions from input tax and other adjustments	(84,898)
Total allowable input VAT	P118,205,993
Total Vat payable (refundable) during the year	(P6,267,425)
Less: VAT payments during the year	(875,997)
Net VAT payable (refundable) at the end of the year	(P7,143,422)

b. Customs Duties

Landed cost of imports	P875,198,783
Customs duties paid or accrued	63,641,787
	P938,840,570

c. Excise Taxes

Imported excisable items	
a. Spirits	P188,811,842
b. Wines	13,351,278
	P202,163,120

d. Documentary Stamp Tax

On loan instruments	P2,163,411
On others	303,920
	P2,467,331

e. Withholding Taxes

Tax on compensation and benefits	P533,414
Expanded withholding taxes	2,248,649
	P2,782,063

f. All Other Taxes (Local and National)

<i>Other taxes paid during the year included under "Taxes and licenses" account under Operating Expenses</i>	
License and permit fees	P3,843,295
Others	88,235
	P3,931,530

g. Tax Cases

On July 25, 2019, the Company received a Letter of Authority from the BIR to examine the Company's books of accounts and other accounting records for the period January 1, 2018 to December 31, 2018.

On September 16, 2019, the Company received Notice of Discrepancy for excise tax deficiency and its' related VAT for taxable years 2018 and 2017.

In October 2019, the Company paid the total deficiency taxes, including penalties and interest, in relation to these assessments amounting to P6,278,733.

As at December 31, 2019, the Company has no pending nor outstanding tax cases.

Information on tariff fee paid or accrued are not applicable since the Company did not enter into transaction which will result to payment or accrual of such taxes.

COVER SHEET

for

AUDITED FINANCIAL STATEMENTS

SEC Registration Number

C S 2 0 1 0 0 2 2 8 6

COMPANY NAME

M E R I T U S P R I M E D I S T R I B U T I O N S ,
I N C . (A W h o l l y - o w n e d
S u b s i d i a r y o f C o s c o
C a p i t a l , I n c .)

PRINCIPAL OFFICE (No. / Street / Barangay / City / Town / Province)

U n i t 7 0 4 F e d e r a l T o w e r
D a s m a r i ñ a s S t .
B i n o n d o M a n i l a

Form Type

A A F S

Department requiring the report

Secondary License Type, If Applicable

COMPANY INFORMATION

Company's email Address

www.coscocapital.com

Company's Telephone Number/s

(02) 242-0635

Mobile Number

No. of Stockholders

7

Annual Meeting (Month / Day)

June 20

Fiscal Year (Month / Day)

December 31

CONTACT PERSON INFORMATION

The designated contact person MUST be an Officer of the Corporation

Name of Contact Person

Camille Clarisse P. Co.

Email Address

Telephone Number/s

(02) 242-0635

Mobile Number

CONTACT PERSON'S ADDRESS

704 Federal Tower, Dasmarinas Street, Binondo Manila

Note 1: In case of death, resignation or cessation of office of the officer designated as contact person, such incident shall be reported to the Commission within thirty (30) calendar days from the occurrence thereof with information and complete contact details of the new contact person designated.

2: All Boxes must be properly and completely filled-up. Failure to do so shall cause the delay in updating the corporation's records with the Commission and/or non-receipt of Notice of Deficiencies. Further, non-receipt of Notice of Deficiencies shall not excuse the corporation from liability for its deficiencies.



STATEMENT OF MANAGEMENT'S RESPONSIBILITY FOR FINANCIAL STATEMENTS

The management of **MERITUS PRIME DISTRIBUTIONS, INC.** (the "Company") is responsible for the preparation and fair presentation of the financial statements for the years ended December 31, 2018 and 2017, in accordance with the prescribed financial reporting framework indicated therein, and for such internal control as management determines is necessary to enable the preparation of financial statements that are free from material misstatement, whether due to fraud or error.

In preparing the financial statements, management is responsible for assessing the Company's ability to continue as a going concern, disclosing, as applicable matters related to going concern and using the going concern basis of accounting unless management either intends to liquidate the Company or to cease operations, or has no realistic alternative but to do so.

The Board of Directors is responsible for overseeing the Company's financial reporting process.

The Board of Directors reviews and approves the financial statements and submits the same to the stockholders.

R.G. Manabat & Co., the independent auditor appointed by the stockholders, has audited the financial statements of the Company in accordance with Philippine Standards on Auditing, and in its report to the stockholders, has expressed its opinion on the fairness of presentation upon completion of such audit.


CAMILLE CLARISSE P. CO
President & Chairman of the Board


CATHERINE W. CAI
Treasurer

Signed this 11th day of April 2019



R.G. Manabat & Co.
The KPMG Center, 9/F
6787 Ayala Avenue, Makati City
Philippines 1226
Telephone +63 (2) 885 7000
Fax +63 (2) 894 1985
Internet www.kpmg.com.ph
Email ph-inquiry@kpmg.com.ph

REPORT OF INDEPENDENT AUDITORS

The Board of Directors and Stockholders
Meritus Prime Distributions, Inc.
704 Federal Tower, Dasmariñas St.
Binondo, Manila

Report on the Audit of the Financial Statements

Opinion

We have audited the financial statements of Meritus Prime Distributions, Inc. (the "Company"), a wholly-owned subsidiary of Cosco Capital, Inc., which comprise the statements of financial position as at December 31, 2018 and 2017, and the statements of comprehensive income, statements of changes in equity and statements of cash flows for the years then ended, and notes, comprising significant accounting policies and other explanatory information.

In our opinion, the accompanying financial statements present fairly, in all material respects, the financial position of the Company as at December 31, 2018 and 2017, and its financial performance and its cash flows for the years then ended in accordance with Philippine Financial Reporting Standards (PFRS).

Basis for Opinion

We conducted our audits in accordance with Philippine Standards on Auditing (PSA). Our responsibilities under those standards are further described in the *Auditors' Responsibilities for the Audit of the Financial Statements* section of our report. We are independent of the Company in accordance with the Code of Ethics for Professional Accountants in the Philippines (Code of Ethics) together with the ethical requirements that are relevant to our audits of the financial statements in the Philippines, and we have fulfilled our other ethical responsibilities in accordance with these requirements and the Code of Ethics. We believe that the audit evidence we have obtained is sufficient and appropriate to provide a basis for our opinion.

Responsibilities of Management and the Board of Directors for the Financial Statements

Management is responsible for the preparation and fair presentation of the financial statements in accordance with PFRS, and for such internal control as management determines is necessary to enable the preparation of financial statements that are free from material misstatement, whether due to fraud or error.

In preparing the financial statements, management is responsible for assessing the Company's ability to continue as a going concern, disclosing, as applicable, matters related to going concern and using the going concern basis of accounting unless management either intends to liquidate the Company or to cease its operations, or has no realistic alternative but to do so.

The Board of Directors is responsible for overseeing the Company's financial reporting process.

Auditors' Responsibilities for the Audit of the Financial Statements

Our objectives are to obtain reasonable assurance about whether the financial statements as a whole are free from material misstatement, whether due to fraud or error, and to issue an auditors' report that includes our opinion. Reasonable assurance is a high level of assurance, but is not a guarantee that an audit conducted in accordance with PSA will always detect a material misstatement when it exists. Misstatements can arise from fraud or error and are considered material if, individually or in the aggregate, they could reasonably be expected to influence the economic decisions of users taken on the basis of these financial statements.

As part of an audit in accordance with PSA, we exercise professional judgment and maintain professional skepticism throughout the audits. We also:

- Identify and assess the risks of material misstatement of the financial statements, whether due to fraud or error, design and perform audit procedures responsive to those risks, and obtain audit evidence that is sufficient and appropriate to provide a basis for our opinion. The risk of not detecting a material misstatement resulting from fraud is higher than for one resulting from error, as fraud may involve collusion, forgery, intentional omissions, misrepresentations, or the override of internal control.
- Obtain an understanding of internal control relevant to the audits in order to design audit procedures that are appropriate in the circumstances, but not for the purpose of expressing an opinion on the effectiveness of the Company's internal control.
- Evaluate the appropriateness of accounting policies used and the reasonableness of accounting estimates and related disclosures made by management.
- Conclude on the appropriateness of management's use of the going concern basis of accounting and, based on the audit evidence obtained, whether a material uncertainty exists related to events or conditions that may cast significant doubt on the Company's ability to continue as a going concern. If we conclude that a material uncertainty exists, we are required to draw attention in our auditors' report to the related disclosures in the financial statements or, if such disclosures are inadequate, to modify our opinion. Our conclusions are based on the audit evidence obtained up to the date of our auditors' report. However, future events or conditions may cause the Company to cease to continue as a going concern.

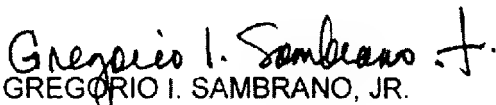
- Evaluate the overall presentation, structure and content of the financial statements, including the disclosures, and whether the financial statements represent the underlying transactions and events in a manner that achieves fair presentation.

We communicate with the Board of Directors and management regarding, among other matters, the planned scope and timing of the audits and significant audit findings, including any significant deficiencies in internal control that we identify during our audits.

Report on the Supplementary Information Required Under Revenue Regulations No. 15-2010 of the Bureau of Internal Revenue

Our audits were conducted for the purpose of forming an opinion on the basic financial statements taken as a whole. The supplementary information in Note 22 to financial statements is presented for purposes of filing with the Bureau of Internal Revenue and is not a required part of the basic financial statements. Such supplementary information is the responsibility of management. The supplementary information has been subjected to the auditing procedures applied in our audits of the basic financial statements. In our opinion, the supplementary information is fairly stated, in all material respects, in relation to the basic financial statements taken as a whole.

R.G. MANABAT & CO.


GREGORIO I. SAMBRANO, JR.

Partner

CPA License No. 088825

SEC Accreditation No. 1548-AR-1, Group A, valid until December 17, 2021

Tax Identification No. 152-885-329

BIR Accreditation No. 08-001987-36-2018

Issued September 20, 2018; valid until September 19, 2021

PTR No. MKT 7333635

Issued January 3, 2019 at Makati City

April 29, 2019

Makati City, Metro Manila



The Board of Directors and Stockholders
Meritus Prime Distributions, Inc.
 704 Federal Tower, Dasmarinas St.
 Binondo, Manila

We have audited the accompanying financial statements of Meritus Prime Distributions, Inc. (the "Company"), a wholly-owned subsidiary of Cosco Capital, Inc., as at and for the year ended December 31, 2018, on which we have rendered our report dated April 29, 2019.

In compliance with Securities Regulation Code Rule 68, As Amended, we are stating that the said Company has one (1) stockholder owning one hundred (100) or more shares.

R.G. MANABAT & CO.

Gregorio I. Sambrano, Jr.
GREGORIO I. SAMBRANO, JR.
Partner
CPA License No. 088825
SEC Accreditation No. 1548-AR-1, Group A, valid until December 17, 2021
Tax Identification No. 152-885-329
BIR Accreditation No. 08-001987-36-2018
Issued September 20, 2018; valid until September 19, 2021
PTR No. MKT 7333635
Issued January 3, 2019 at Makati City

April 29, 2019
Makati City, Metro Manila



R.G. Manabat & Co.
The KPMG Center, 9/F
6787 Ayala Avenue, Makati City
Philippines 1226
Telephone +63 (2) 885 7000
Fax +63 (2) 894 1985
Internet www.kpmg.com.ph
Email ph-inquiry@kpmg.com.ph

**REPORT OF INDEPENDENT AUDITORS
TO ACCOMPANY SUPPLEMENTARY INFORMATION FOR FILING
WITH THE SECURITIES AND EXCHANGE COMMISSION**


The Board of Directors and Stockholders
Meritus Prime Distributions, Inc.
704 Federal Tower, Dasmariñas St.
Binondo, Manila

We have audited, in accordance with Philippine Standards on Auditing, the financial statements of Meritus Prime Distributions, Inc. (the "Company"), a wholly-owned subsidiary of Cosco Capital, Inc., as at and for the year ended December 31, 2018, on which we have rendered our report dated April 29, 2019.

Our audit was made for the purpose of forming an opinion on the basic financial statements of the Company taken as a whole. The supplementary information in the accompanying Schedule of Philippine Financial Reporting Standards and Interpretations is the responsibility of the Company's management.

This supplementary information is presented for purposes of complying with the Securities Regulation Code Rule 68, As Amended, and is not a required part of the basic financial statements. Such supplementary information has been subjected to the auditing procedures applied in the audit of the basic financial statements and, in our opinion, are fairly stated, in all material respects, in relation to the basic financial statements taken as a whole.

R.G. MANABAT & CO.


GREGORIO I. SAMBRANO, JR.

Partner

CPA License No. 088825

SEC Accreditation No. 1548-AR-1, Group A, valid until December 17, 2021

Tax Identification No. 152-885-329

BIR Accreditation No. 08-001987-36-2018

Issued September 20, 2018; valid until September 19, 2021

PTR No. MKT 7333635


Issued January 3, 2019 at Makati City

April 29, 2019
Makati City, Metro Manila

MERITUS PRIME DISTRIBUTIONS, INC.
(A Wholly-owned Subsidiary of Cosco Capital, Inc.)

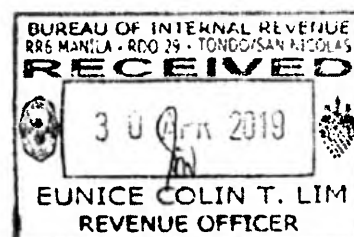
FINANCIAL STATEMENTS
December 31, 2018 and 2017

MERITUS PRIME DISTRIBUTIONS, INC.
(A Wholly-owned Subsidiary of Cosco Capital, Inc.)
STATEMENTS OF FINANCIAL POSITION



	Note	2018	2017
ASSETS			
Current Assets			
Cash and cash equivalents	5	P52,180,421	P74,641,298
Trade and other receivables - net	6, 19	254,266,729	336,739,024
Inventories	7	561,595,644	624,566,976
Prepaid expenses and other current assets	8	350,652,488	242,202,868
Total Current Assets		1,218,695,282	1,278,150,166
Noncurrent Assets			
Property and equipment - net	9	1,896,032	3,021,269
Deferred income tax assets - net	18	782,605	998,783
Refundable deposits	10, 19	873,936	842,310
Total Noncurrent Assets		3,552,573	4,862,362
		P1,222,247,855	P1,283,012,528
LIABILITIES AND EQUITY			
Current Liabilities			
Trade and other payables	11	P51,564,573	P54,514,583
Dividends payable	14, 19	75,000,000	50,000,000
Income tax payable		12,018,068	7,051,346
Loans payable	12, 19	-	100,000,000
Advances from Parent Company	13, 19	-	20,000,000
Total Current Liabilities		138,582,641	231,565,929
Noncurrent Liabilities			
Retirement benefits liability	17	764,908	1,491,441
Accrued rent expense		361,264	361,264
Total Noncurrent Liabilities		1,126,172	1,852,705
Total Liabilities		139,708,813	233,418,634
Equity			
Capital stock	14	750,000,000	750,000,000
Retained earnings		331,773,614	299,491,129
Accumulated remeasurements on retirement benefits		765,428	102,765
Total Equity		1,082,539,042	1,049,593,894
		P1,222,247,855	P1,283,012,528

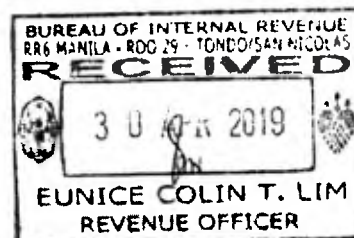
See Notes to Financial Statements.



MERITUS PRIME DISTRIBUTIONS, INC.
(A Wholly-owned Subsidiary of Cosco Capital, Inc.)
STATEMENTS OF COMPREHENSIVE INCOME

		Years Ended December 31	
	Note	2018	2017
NET SALES	13	P923,272,269	P842,384,728
COST OF GOODS SOLD	15	722,487,888	623,615,304
GROSS PROFIT		200,784,381	218,769,424
OPERATING EXPENSES			
Advertising		53,151,355	95,305,310
Outside services		22,885,866	7,075,584
Salaries and other employee benefits	17	12,672,637	12,239,810
Freight out		6,121,895	14,656,127
Deficiency taxes		4,693,252	4,001,456
Taxes and licenses		3,963,372	6,872,986
Rent	16	3,197,307	5,532,900
Insurance		2,925,172	2,901,488
Transportation and travel		2,791,031	2,745,949
Depreciation and amortization	9	1,150,566	1,410,780
Representation and entertainment		1,010,694	1,078,121
Miscellaneous		2,046,512	2,108,402
		116,609,659	155,928,913
INCOME FROM OPERATIONS		84,174,722	62,840,511
OTHER CHARGES - Net			
Interest income	5	1,763,211	821,986
Foreign exchange losses - net		(1,499,373)	(3,725,334)
Interest expense	12, 13	(809,191)	(706,174)
Commission expense		(285,121)	(1,026,073)
Bank charges		(158,730)	(102,936)
		(989,204)	(4,738,531)
INCOME BEFORE INCOME TAX		83,185,518	58,101,980
PROVISION FOR INCOME TAX	18	25,903,033	18,348,211
NET INCOME		57,282,485	39,753,769
OTHER COMPREHENSIVE INCOME			
Item that will never be reclassified to profit or loss in subsequent periods			
Remeasurement gain on retirement benefits	17	946,662	-
Income tax effect		(283,999)	-
		662,663	-
TOTAL COMPREHENSIVE INCOME		P57,945,148	P39,753,769

See Notes to Financial Statements.



MERITUS PRIME DISTRIBUTIONS, INC.
(A Wholly-owned Subsidiary of Cosco Capital, Inc.)
STATEMENTS OF CHANGES IN EQUITY

	Years Ended December 31				
	Capital Stock (Note 14)	Stock Dividends Distributable (Note 14)	Retained Earnings (Note 14)	Accumulated Remeasurements on Retirement Benefits (Note 17)	Total
Balances as at December 31, 2016	P350,000,000	P400,000,000	P309,737,360	P102,765	P1,059,840,125
Net income for the year	-	-	39,753,769	-	39,753,769
Cash dividends declared	-	-	(50,000,000)	-	(50,000,000)
Stock issuances	400,000,000	(400,000,000)	-	-	-
Balances as at December 31, 2017	750,000,000	-	299,491,129	102,765	1,049,593,894
Net income for the year	-	-	57,282,485	-	57,282,485
Other comprehensive income for the year	-	-	-	662,663	662,663
Cash dividends declared	-	-	(25,000,000)	-	(25,000,000)
Balances as at December 31, 2018	P750,000,000	P -	P331,773,614	P765,428	P1,082,539,042

See Notes to Financial Statements.

MERITUS PRIME DISTRIBUTIONS, INC.
(A Wholly-owned Subsidiary of Cosco Capital, Inc.)
STATEMENTS OF CASH FLOWS

		Years Ended December 31	
	Note	2018	2017
CASH FLOWS FROM OPERATING ACTIVITIES			
Income before income tax		P83,185,518	P58,101,980
Adjustments for:			
Interest income	5	(1,763,211)	(821,986)
Depreciation and amortization	9	1,150,566	1,410,780
Interest expense	12, 13	809,191	706,174
Retirement benefits costs	17	220,129	333,020
Unrealized foreign exchange gains		(21,409)	(27,349)
Rent expense in excess of billings		-	361,264
Operating income before working capital changes		83,580,784	60,063,883
Decrease (increase) in:			
Trade and other receivables		82,472,295	(45,607,194)
Inventories		62,971,332	138,475,884
Prepaid expenses and other current assets		(108,449,620)	(198,217,848)
Decrease in trade and other payables		(2,874,340)	(7,355,973)
Cash generated from (used in) operations		117,700,451	(52,641,248)
Income taxes paid		(21,004,132)	(32,799,304)
Interest received	5	1,763,211	821,986
Net cash from (used in) operating activities		98,459,530	(84,618,566)
CASH FLOWS FROM INVESTING ACTIVITIES			
Decrease (increase) in refundable deposits	10	(31,626)	588,577
Additions to property and equipment	9	(25,329)	(1,293,598)
Net cash used in investing activities		(56,955)	(705,021)
CASH FLOWS FROM FINANCING ACTIVITIES			
Payments of:			
Loans payable		(100,000,000)	-
Advances from Parent Company	13	(20,000,000)	(30,000,000)
Interest paid		(885,698)	(629,667)
Proceeds from loans payable		-	100,000,000
Net cash from (used in) financing activities		(120,885,698)	69,370,333
EFFECT OF EXCHANGE RATE CHANGES ON CASH AND CASH EQUIVALENTS			
		22,246	(12,028)
NET DECREASE IN CASH AND CASH EQUIVALENTS		(22,460,877)	(15,965,282)
CASH AND CASH EQUIVALENTS AT BEGINNING OF YEAR		74,641,298	90,606,580
CASH AND CASH EQUIVALENTS AT END OF YEAR	5	P52,180,421	P74,641,298

See Notes to Financial Statements.

MERITUS PRIME DISTRIBUTIONS, INC.
(A Wholly-owned Subsidiary of Cosco Capital, Inc.)
NOTES TO FINANCIAL STATEMENTS

1. Reporting Entity

Meritus Prime Distributions, Inc. (the "Company") was incorporated and registered with the Philippine Securities and Exchange Commission (SEC) on February 17, 2010 to engage primarily in buying, selling, importing, exporting, manufacturing, repackaging, preparing, bottling, and distribution on wholesale of all kinds of wines, spirits, liquors, beers, and other alcoholic and non-alcoholic beverages and drinks.

The Company is a wholly-owned subsidiary of Cosco Capital, Inc. ("Cosco" or "Parent Company"), a company incorporated in the Philippines. Cosco is the ultimate Parent Company and its shares of stock are listed for trading at Philippine Stock Exchange (PSE).

The Company's registered office address is at Unit 704 Federal Tower, Dasmariñas St., Binondo, Manila.

2. Basis of Preparation

Statement of Compliance

The financial statements have been prepared in accordance with Philippine Financial Reporting Standards (PFRS). PFRS are based on International Financial Reporting Standards (IFRS) issued by the International Accounting Standards Board (IASB). PFRS which are issued by the Philippine Financial Reporting Standards Council (FRSC), consist of PFRS, Philippine Accounting Standards (PAS), and Philippine Interpretations based on the International Financial Reporting Interpretations Committee (IFRIC) interpretations.

Basis of Measurement

The financial statements have been prepared on the historical cost basis of accounting except for the retirement benefits liability which is measured at the present value of the defined benefits obligation.

Functional and Presentation Currency

The financial statements are measured using the currency of the primary economic environment in which the Company operates. The financial statements are presented in Philippine peso, which is also the Company's functional currency. All amounts are rounded to the nearest peso, except when otherwise indicated.

Authorization for Issuance of the Financial Statements

The accompanying financial statements of the Company as at and for the years ended December 31, 2018 and 2017 were approved and authorized for issue by the Company's Board of Directors (BOD) on April 11, 2019.

3. Summary of Significant Accounting Policies

The accounting policies set out below have been applied consistently to all years presented in these financial statements, except for the changes in accounting policies as explained below.

Adoption of New or Revised Standards and Interpretations

The Company has adopted the following new or revised standards and interpretations starting January 1, 2018 and accordingly, changed its accounting policies. Except as otherwise indicated, the adoption of these standards did not have any significant impact on the Company's financial statements. These standards are as follows:

- PFRS 9, *Financial Instruments (2014)* replaces PAS 39, *Financial Instruments: Recognition and Measurement* and supersedes the previously published versions of PFRS 9 that introduced new classifications and measurements requirements (in 2009 and 2010) and a new hedge accounting model (in 2013).

PFRS 9 includes revised guidance on the classification and measurement of financial assets that reflects the business model in which assets are managed and their cash flow characteristics, including a new forward-looking expected credit loss model for calculating impairment, and guidance on own credit risk on financial liabilities measured at fair value. PFRS 9 incorporates new hedge accounting requirements that represent a major overhaul of hedge accounting and introduces significant improvements by aligning the accounting more closely with risk management.

Classification and Measurement of Financial Assets and Financial Liabilities

PFRS 9 contains three principal classification categories for financial assets: (1) measured at amortized cost; (2) measured at fair value through other comprehensive income (FVOCI); and (3) measured at fair value through profit or loss (FVTPL). The classification of financial assets under PFRS 9 is generally based on the business model in which the financial asset is managed and its contractual cash flow characteristics. PFRS 9 eliminates the previous PAS 39 categories of held to maturity, loans and receivables and available for sale.

The following table shows the original measurement categories under PAS 39 and the new measurement categories under PFRS 9 for each class of the Company's financial assets as at January 1, 2018.

Financial Assets	Original Classification under PAS 39	New Classification under PFRS 9	Original Carrying Amount under PAS 39	New Carrying Amount under PFRS 9
Cash in banks and cash equivalents	Loans and receivables	Financial assets at amortized cost	P74,440,298	P74,440,298
Trade and other receivables - net	Loans and receivables	Financial assets at amortized cost	336,739,024	336,739,024
Refundable deposits	Loans and receivables	Financial assets at amortized cost	842,310	842,310
Total Financial Assets			P412,021,632	P412,021,632

Financial assets that were previously classified as loans and receivables were all classified at amortized cost as the Company intends to hold these assets to maturity to collect contractual cash flows which consist solely of payments of principal and interest on the principal amount outstanding.

PFRS 9 largely retains the existing requirements in PAS 39 for the classification and measurement of financial liabilities. The adoption of PFRS 9 has not had a significant effect on the Company's accounting policies related to financial liabilities.

There were no financial assets or financial liabilities which the Company has previously designated as at FVTPL under PAS 39 that were subject to reclassification or which the Company has elected to reclassify upon the application of PFRS 9. There were no financial assets or financial liabilities which the Company has elected to designate as at FVTPL at the date of initial application of PFRS 9.

Impairment of Financial Assets

PFRS 9 replaces the "incurred loss" model in PAS 39 with an "expected credit loss" (ECL) model in relation to the impairment of financial assets. The new impairment model applies to financial assets measured at amortized cost. Under PFRS 9, credit losses are recognized earlier than under PAS 39. For assets in the scope of PFRS 9 impairment model, impairment losses are generally expected to increase and become more volatile. The Company has assessed that the impact of providing ECL is immaterial. Thus, the Company has determined that the application of PFRS 9's impairment requirements as at January 1, 2018 did not result in an additional allowance for impairment.

General Hedging Accounting

The adoption of PFRS 9 with respect to hedging accounting has not had an impact on the Company's accounting policies since the Company has no hedging transactions.

The Company has used an exemption not to restate comparative information. The classification and measurement requirements previously applied in accordance with PAS 39 and disclosure requirements in PFRS 7 are retained for the comparative period. Accordingly, the information presented for the comparative period does not reflect the requirements of PFRS 9 and the consequential amendments to PFRS 7.

- PFRS 15, *Revenue from Contracts with Customers*, replaces PAS 11, *Construction Contracts*, PAS 18, *Revenue*, IFRIC-13, *Customer Loyalty Programmes*, IFRIC-18, *Transfer of Assets from Customers*, and SIC-31, *Revenue - Barter Transactions Involving Advertising Services*. The new standard introduces a new revenue recognition model for contracts with customers which specifies that revenue should be recognized when (or as) a company transfers control of goods or services to a customer at the amount to which the company expects to be entitled.

PFRS 15 requires a contract with a customer to be legally enforceable and to meet certain criteria to be within the scope of the standard and for the general model to apply. It introduces detailed guidance on identifying performance obligations which requires entities to determine whether promised goods or services are distinct. It also introduces detailed guidance on determining transaction price, including guidance on variable consideration and consideration payable to customers. The transaction price will then be generally allocated to each performance obligation in proportion to its stand-alone selling price.

Depending on whether certain criteria are met, revenue is recognized over time in a manner that best reflects the Company's performance, or at a point in time, when control of the goods or services is transferred to the customer.

The standard does not apply to insurance contracts, financial instruments or lease contracts, which fall in the scope of other PFRS. It also does not apply if two companies in the same line of business exchange non-monetary assets to facilitate sales to other parties. Furthermore, if a contract with a customer is partly in the scope of other PFRS, then the guidance on separation and measurement contained in other PFRS takes precedence.

Due to the transition method (cumulative effect method) chosen in applying PFRS 15, comparative information has not been restated to reflect the new requirements. Accordingly, the information presented for 2017 has not been restated - i.e. it is presented as previously reported under PAS 18 and related interpretations. Additionally, the disclosure requirements in PFRS 15 have not generally been applied to comparative information.

For the year ended December 31, 2018, the Company carried out a detailed review of the revenue recognition criteria applying the requirements of PFRS 15 to ensure that the same principles were being applied consistently. This review in particular examined the timing of revenue recognition and variable consideration such as discounts, rebates, listing and slotting fees/display allowances and certain payments to customers post the initial sale of goods.

Timing of Revenue Recognition

The Company concluded that PFRS 15 will not impact the timing of revenue recognition as revenue from sale of goods is currently recognized when the goods are delivered to the customers' warehouse, which is taken to be point in time at which control over the goods is transferred.

Variable Consideration

The revised accounting policy establishes that revenue is recognized to the extent that it is highly probable that a reversal in the amount of revenue recognized will not occur when the uncertainty associated with the variable consideration is subsequently settled. This means that discounts, allowances, listing and slotting fees/display allowances are deducted from revenue unless it is highly probable that they will not be incurred. Based on management's assessment, the application of PFRS 15 did not impact the current classification of these variable consideration, i.e. discounts, rebates, listing and slotting fees/display allowances and certain payments to customers after the initial sale of goods as reduction to revenue. Variable considerations are measured based on the most likely amount based on the agreement with customers.

The new standard did not have a material impact on the financial statements, including the Company's accounting policies with respect to its revenue streams.

- Philippine Interpretation IFRIC-22, *Foreign Currency Transactions and Advance Consideration* clarifies that the transaction date to be used for translation for foreign currency transactions involving an advance payment or receipt is the date on which the entity initially recognizes the prepayment or deferred income arising from the advance consideration. For transactions involving multiple payments or receipts, each payment or receipt gives rise to a separate transaction date. The interpretation applies when an entity pays or receives consideration in a foreign currency and recognizes a non-monetary asset or liability before recognizing the related item.

The Company makes foreign currency sales and purchases. The Company's accounting policy is aligned with the interpretation.

Financial Instruments

Date of Recognition

The Company recognizes a financial asset or a financial liability in the statement of financial position when it becomes a party to the contractual provisions of the instrument. Purchases and sales of financial assets that require delivery of assets within the time frame established by regulation or convention in the marketplace are recognized on the settlement date.

Initial Recognition of Financial Instruments

Financial instruments are recognized initially at fair value. The initial measurement of financial instruments, except for those financial assets and financial liabilities FVTPL, includes transaction costs.

Classification and Measurement of Financial Instruments - Policy Applicable from January 1, 2018

On initial recognition, the Company classifies its financial assets in the following categories: measured at amortized cost, financial assets at FVTPL and financial assets at FVOCI. The classification depends on the business model for managing the financial assets and the contractual terms of its cash flows.

The Company classifies its financial liabilities as either financial liabilities at amortized cost or financial liabilities at FVTPL. The Company classifies all financial liabilities at amortized cost, except for:

- (a) financial liabilities designated by the Company at initial recognition as at FVTPL, when doing so results in more relevant information.
- (b) financial liabilities that arise when the transfer of a financial asset does not qualify for derecognition or when the continuing involvement approach applies.
- (c) contingent consideration recognized by the Company in a business combination which shall subsequently be measured at fair value with changes recognized in profit or loss.
- (d) financial guarantee contracts and commitments to provide a loan at a below market interest rate which are initially measured at fair value and subsequently at higher of amortized amount and amount of loss allowance.

Management determines the classification of its financial assets and financial liabilities at initial recognition and, where allowed and appropriate, re-evaluates such designation at every reporting date.

Business Model Assessment

The Company makes an assessment of the objective of the business model in which a financial asset is held at a portfolio level because this best reflects the way the business is managed and information is provided to management. The information considered includes:

- the stated policies and objectives for the portfolio and the operation of those policies in practice. These include whether management's strategy focuses on earning contractual interest income, maintaining a particular interest rate profile, matching the duration of the financial assets to the duration of any related liabilities or expected cash outflows or realizing cash flows through the sale of the assets;
- how the performance of the portfolio is evaluated and reported to the Company's management;

- the risks that affect the performance of the business model (and the financial assets held within that business model) and how those risks are managed;
- how managers of the business are compensated - e.g., whether compensation is based on the fair value of the assets managed or the contractual cash flows collected; and
- the frequency, volume and timing of sales of financial assets in prior periods, the reasons for such sales and expectations about future sales activity.

Solely Payments of Principal and Interest Assessment

Principal is defined as the fair value of the financial asset on initial recognition. 'Interest' is defined as consideration for the time value of money and for the credit risk associated with the principal amount outstanding during a particular period of time and for other basic lending risks and costs (e.g. liquidity risk and administrative costs), as well as a profit margin. In assessing whether the contractual cash flows are solely payments of principal and interest, the Company considers the contractual terms of the instrument. This includes assessing whether the financial asset contains a contractual term that could change the timing or amount of contractual cash flows such that it would not meet this condition. In making this assessment, the Company considers contingent events that would change the amount or timing of cash flows, terms that may adjust the contractual coupon rate, including variable-rate features, prepayment and extension features, and terms that limit the Company's claim to cash flows from specified assets (e.g. non-recourse features).

The Company has no financial assets classified as financial assets at FVTPL and FVOCI as at December 31, 2018.

Financial assets are not reclassified subsequent to their initial recognition unless the Company changes its business model for managing financial assets, in which case all affected financial assets are reclassified on the first day of the first reporting period following the change in the business model.

Financial Assets at Amortized Cost

A financial asset is measured at amortized cost if it is held within a business model whose objective is to hold assets to collect contractual cash flows and its contractual terms give rise on specified dates to cash flows that are solely payments of principal and interest on the principal amount outstanding.

Interest income, foreign exchange gains and losses and impairment are recognized in profit or loss. Any gain or loss on derecognition is recognized in profit or loss.

Included in this category are the Company's cash in banks and cash equivalents, trade and other receivables and refundable deposits.

Financial Liabilities at Amortized Cost

This category pertains to financial liabilities that are not held for trading or designated as at FVTPL upon inception of the liability. These include liabilities arising from operations or borrowings. The financial liabilities are recognized initially at fair value and subsequently carried at amortized cost, taking into account the impact of applying the effective interest rate method of amortization for any related premium, discount and any directly attributable transaction costs. These financial liabilities are included in current liabilities if maturity is within twelve months from reporting date. Otherwise, these are classified as noncurrent liabilities.

This category includes the Company's trade and other payables (excluding statutory obligations and output Value-added Tax (VAT) and dividends payable as at December 31, 2018.

Classification and Measurement of Financial instruments - Policy Applicable before January 1, 2018

On initial recognition, the Company classifies its financial assets in the following categories: financial assets at FVTPL, loans and receivables, held-to-maturity investments and available-for-sale financial assets. The classification depends on the purpose for which the investments are acquired and whether they are quoted in an active market. Financial liabilities on the other hand, are classified into the following categories: financial liabilities at FVTPL and other financial liabilities. Management determines the classification of its financial assets and financial liabilities at initial recognition and, where allowed and appropriate, re-evaluates such designation at each reporting date.

Financial instruments are classified as liability or equity in accordance with the substance of the contractual arrangement. Interest, dividends, gains and losses relating to a financial instrument or a component that is a financial liability, are reported as expense or income. Distributions to holders of financial instruments classified as equity are charged directly to equity, net of any related income tax benefits.

As at December 31, 2017, the Company's financial assets and financial liabilities consist of loans and receivables and other financial liabilities.

Loans and Receivables

Loans and receivables are non-derivative financial assets with fixed or determinable payments that are not quoted in an active market. They arise when the Company provides money, goods or services directly to a debtor with no intention of trading the receivables. After initial measurement, loans and receivables are subsequently carried at cost or amortized cost using the effective interest method less any allowance for impairment. Amortized cost is calculated taking into account any discount or premium on acquisition and includes transaction costs and fees that are an integral part of the effective interest rate and transaction costs. Gains and losses are recognized in profit or loss when the loans and receivables are derecognized or impaired, as well as through the amortization process. Loans and receivables are classified as current assets if maturity is within 12 months from the balance sheet date or the normal operating cycle, whichever is longer. Otherwise, these are classified as noncurrent assets.

As at December 31, 2017, the Company's loans and receivables include cash in banks and cash equivalents, trade and other receivables and refundable deposits.

Other Financial Liabilities

This category pertains to financial liabilities that are not held for trading or not designated as at FVPL upon the inception of the liability. These include liabilities arising from operations or borrowings (e.g., payables, accruals). Other financial liabilities are initially recognized at fair value, plus directly attributable transaction costs. After initial recognition, interest-bearing loans and borrowings are subsequently measured at amortized cost using the effective interest method. Gains and losses are recognized in profit or loss when the liabilities are derecognized as well as through the amortization process. Financial liabilities are classified as current, except for maturities greater than twelve months after the reporting date. These are classified as noncurrent liabilities.

As at December 31, 2017, the Company's other financial liabilities include trade and other payables (excluding statutory obligations and output VAT), loans payable, advances from Parent Company and dividends payable.

Impairment of Financial Assets

Policy Applicable from January 1, 2018

PFRS 9 replaces the "incurred loss" model in PAS 39 with an "expected credit loss" ECL model. The new impairment model applies to financial assets measured at amortized cost. Under PFRS 9, credit losses are recognized earlier than under PAS 39.

The Company measures loss allowances at an amount equal to lifetime ECLs, except for debt securities that are determined to have low credit risk at the reporting date and other debt securities and bank balances for which credit risk has not increased significantly since initial recognition, which are measured at 12-month ECLs.

Loss allowances for trade and other receivables is always measured at an amount equal to lifetime ECLs.

When determining whether the credit risk of a financial asset has increased significantly since initial recognition and when estimating ECLs, the Company considers reasonable and supportable information that is relevant and available without undue cost or effort. This includes both quantitative and qualitative information and analysis, based on the Company's historical experience and informed credit assessment and including forward-looking information.

The Company assumes that the credit risk on a financial asset has increased significantly if it is more than 90 days past due. The Company considers a financial asset to be in default when the borrower is unlikely to pay its credit obligations to the Company in full, without recourse by the Company to actions such as realizing security (if any is held) or the financial asset is more than 90 days past due on any material credit obligation to the Company.

Lifetime ECLs are the ECLs that result from all possible default events over the expected life of a financial instrument. The 12-month ECLs are a portion of lifetime ECLs that represents the ECLs resulting from default events on the financial instrument that are possible within 12 months after the reporting date or a shorter period if the expected life of the instrument is less than 12 months.

The maximum period considered when estimating ECLs is the maximum contractual period over which the Company is exposed to credit risk.

ECLs are probability weighted-estimate of credit losses. Credit losses are measured as the present value of all cash shortfalls (i.e. the difference between the cash flows due to the entity in accordance with the contract and the cash flows that the Company expects to receive). ECLs are discounted at the effective interest rate of the financial asset.

At each reporting date, the Company assesses whether financial assets carried at amortized cost are credit-impaired. A financial asset is credit-impaired when one or more events that have a detrimental impact on the estimated future cash flows of the financial asset have occurred.

Evidence that a financial asset is credit-impaired includes the significant financial difficulty of the borrower or issuer, a breach of contract such as default, the restructuring of a loan or advance by the Company on terms that the Company would not consider otherwise, when it is probable that the borrower will enter bankruptcy or other financial reorganization, or the disappearance of an active market for a security because of financial difficulties.

Loss allowances for financial assets measured at amortized cost are deducted from the gross carrying amount of the assets.

Financial assets are written off when there is no reasonable expectation of recovery. The Company categorizes financial assets recorded at amortized cost for write off when a debtor fails to make payments or when it is probable that the receivable will not be collected. Where amortized cost financial assets have been written off, the Company continues to engage in enforcement activity to attempt to recover the receivable due. Where recoveries are made, these are recognized in profit or loss.

Policy Applicable before January 1, 2018

The Company assesses at each reporting date whether a financial asset or group of financial assets is impaired. A financial asset or group of financial assets is deemed to be impaired if, and only if, there is objective evidence of impairment as a result of one or more events that have occurred after the initial recognition of the asset (an incurred "loss event") and that loss event (or events) has an impact on the estimated future cash flows of the financial asset or group of financial assets that can be reliably estimated. Evidence of impairment may include indications that the contracted parties or group of contracted parties is experiencing significant financial difficulty, default or delinquency in interest or principal payments, the probability that they will enter bankruptcy or other financial reorganization, and where observable data indicate that there is measurable decrease in the estimated future cash flows, such as changes in arrears or economic conditions that correlate with defaults.

Loans and Receivables

The Company first assesses whether objective evidence of impairment exists individually for financial assets that are individually significant or collectively for financial assets that are not individually significant. If there is objective evidence that an impairment loss on loans and receivables carried at amortized cost has been incurred, the amount of loss is measured as a difference between the asset's carrying amount and the present value of estimated future cash flows (excluding future credit losses that have not been incurred) discounted at the financial asset's original effective interest rate (i.e., the effective interest rate computed at initial recognition). The carrying amount of the asset shall be reduced through the use of an allowance account, and the amount of the loss shall be recognized in profit or loss.

If it is determined that no objective evidence of impairment exists for an individually assessed financial asset, whether significant or not, the asset is included in the group of financial assets with similar credit risk characteristics and that group of financial assets is collectively assessed for impairment. Assets that are individually assessed for impairment and for which an impairment loss is or continues to be recognized are not included in a collective assessment of impairment.

Loans and receivables, together with the related allowance, are written off when there is no realistic prospect of future recovery and all collateral has been realized. If, in subsequent period, the amount of the impairment loss decreases and the decrease can be related objectively to an event occurring after the impairment was recognized, the previously recognized impairment loss is reversed. Any subsequent reversal of an impairment loss is recognized in profit or loss, to the extent that the carrying amount of the asset does not exceed its amortized cost at the reversal date.

Derecognition of Financial Assets and Financial Liabilities

Financial Assets

A financial asset (or, where applicable, a part of a financial asset or part of a group of similar financial assets) is derecognized when:

- the rights to receive cash flows from the asset have expired;
- the Company retains the right to receive cash flows from the asset, but has assumed an obligation to pay them in full without material delay to a third party under a "pass-through" arrangement; or
- the Company has transferred its rights to receive cash flows from the asset and either: (a) has transferred substantially all the risks and rewards of the asset; or (b) has neither transferred nor retained substantially all the risks and rewards of the asset, but has transferred control of the asset.

When the Company has transferred its rights to receive cash flows from an asset and has neither transferred nor retained substantially all the risks and rewards of the asset nor transferred control of the asset, the asset is recognized to the extent of the Company's continuing involvement in the asset. Continuing involvement that takes the form of a guarantee over the transferred asset is measured at the lower of the original carrying amount of the asset and the maximum amount of consideration that the Company could be required to repay.

Financial Liabilities

A financial liability is derecognized when the obligation under the liability is discharged, cancelled or has expired.

When an existing financial liability is replaced by another from the same lender on substantially different terms, or the terms of an existing liability are substantially modified, such an exchange or modification is treated as a derecognition of the original liability and the recognition of a new liability. The difference in the respective carrying amounts is recognized in profit or loss.

Offsetting Financial Instruments

Financial assets and financial liabilities are offset and the net amount is reported in the statements of financial position if, and only if, there is a currently enforceable legal right to offset the recognized amounts and there is an intention to settle on a net basis, or to realize the asset and settle the liability simultaneously. This is not generally the case with master netting agreements, and the related assets and liabilities are presented gross in the statements of financial position.

Fair Value Measurement

Fair value is the price that would be received to sell an asset or paid to transfer a liability in an orderly transaction between market participants at the measurement date. The fair value measurement is based on the presumption that the transaction to sell the asset or transfer the liability takes place either in the principal market for the asset or liability, or in the absence of a principal market, in the most advantageous market for the asset or liability. The principal or the most advantageous market must be accessible to the Company.

The fair value of an asset or a liability is measured using the assumptions that the market participants would use when pricing the asset or liability, assuming that the market participants act in their economic best interest.

The Company uses valuation techniques that are appropriate in the circumstances and for which sufficient data are available to measure fair value, maximizing the use of relevant observable inputs and minimizing the use of unobservable inputs.

All assets and liabilities for which fair value is measured or disclosed in the financial statements are categorized within the fair value hierarchy, described as follows, based on the lowest level input that is significant to the fair value measurement as a whole:

- Level 1 - Quoted (unadjusted) market prices in active markets for identical assets or liabilities.
- Level 2 - Valuation techniques for which the lowest level input that is significant to the fair value measurement is directly or indirectly observable.
- Level 3 - Valuation techniques for which the lowest level input that is significant to the fair value measurement is unobservable.

For assets and liabilities that are recognized in the financial statements on a recurring basis, the Company determines whether transfers have occurred between Levels in the hierarchy by reassessing categorization (based on the lowest level input that is significant to the fair value measurement as a whole) at the end of each reporting period.

For the purpose of fair value disclosures, the Company has determined classes of assets and liabilities on the basis of the nature, characteristics and risks of the asset or liability and the level of the fair value hierarchy as explained above.

As at December 31, 2018 and 2017, no financial asset or financial liability was recognized at fair value. The Company has no other assets or liabilities with recurring and non-recurring fair value measurements.

Inventories

Inventories, which consist of spirits, wines and water, are valued at the lower of cost and net realizable value (NRV). Cost is comprised of purchase price, expenditure incurred in acquiring the inventories and other costs incurred in bringing them to their present location and condition. Cost is determined using the first-in, first-out method.

NRV represents the estimated selling price less costs to be incurred in marketing, selling and distribution. In determining the NRV, the Company considers any adjustment necessary to write-down inventories to NRV for slow-moving and near expiry products based on physical inspection and management evaluation.

Prepaid Expenses and Other Current Assets

Prepaid Expenses and Advances

Prepaid expenses and advances represent expenses not yet incurred but already paid in cash. Prepaid expenses and advances are initially recorded as assets and measured at the amount of cash paid. Subsequently, these are charged to profit or loss as these are consumed in operations or expire with the passage of time.

Prepaid expenses and advances are classified in the statements of financial position as current asset when the cost of goods or services related to the prepayment are expected to be incurred within one (1) year from the reporting date. Otherwise, prepayments are classified as noncurrent assets.

Value-Added Tax

Revenues, expenses and assets are recognized net of the amount of VAT, except:

- where the tax incurred on a purchase of assets or services is not recoverable from the taxation authority, in which case the tax is recognized as part of the cost of acquisition of the asset or as part of the expense item as applicable; and
- receivables and payables that are stated with the amount of tax included.

The net amount of tax recoverable from, or payable to, the taxation authority is included as part of "Prepaid expenses and other current assets" account or "Trade and other payables" account in the statements of financial position.

Refundable Deposits

Refundable deposits are cash paid for the lease agreements covering the office spaces and warehouse which are expected to be refunded upon the termination of the lease. These are carried at net realizable value and classified as current for leases which will expire within 12 months from the reporting period otherwise, these will be classified as noncurrent.

Property and Equipment

Property and equipment are stated at cost less accumulated depreciation and amortization and any impairment in value. The initial cost of items of property and equipment consists of its purchase price, including import duties and any directly attributable costs of bringing the asset to its working condition and location for its intended use. Expenditures incurred after the property and equipment have been put into operation, such as repairs and maintenance and overhaul costs, are normally charged to profit or loss in the period the costs are incurred. In situations where it can be clearly demonstrated that the expenditures have resulted in an increase in the future economic benefits expected to be obtained from the use of an item of property and equipment beyond its originally assessed standard of performance, the expenditures are capitalized as an additional cost of the item of property and equipment.

Depreciation and amortization are computed on a straight-line basis over the estimated useful lives of the assets as follows:

	Number of Years
Transportation and delivery equipment	5
Leasehold improvements	3 or lease term, whichever is shorter
Furniture and fixtures	2
Office equipment	2

Depreciation and amortization of an item of property and equipment begins when it becomes available for use, i.e., when it is in the location and condition necessary for it to be capable of operating in the manner intended by management. Depreciation or amortization ceases at the earlier of the date that the item is classified as held for sale (or included in a disposal group that is classified as held for sale) in accordance with PFRS 5, *Noncurrent Assets Held for Sale and Discontinued Operations*, and the date the asset is derecognized.

The estimated useful lives and depreciation and amortization method are reviewed periodically to ensure that the periods and method of depreciation and amortization are consistent with the expected pattern of economic benefits from items of property and equipment.

Fully depreciated assets are retained in the accounts until they are no longer in use and no further depreciation is recognized in the profit or loss. When assets are retired or otherwise disposed of, the cost and the related accumulated depreciation and amortization and any impairment in value are removed from the accounts and any resulting gain or loss is recognized in profit or loss.

Borrowing Costs

Borrowing costs are capitalized if they are directly attributable to the acquisition, construction or production of a qualifying asset. The capitalization of borrowing costs: (i) commences when the activities to prepare the asset are in progress and expenditures and borrowing costs are being incurred; (ii) is suspended during the extended periods in which active development, improvement and construction of the assets are interrupted; and (iii) ceases when substantially all the activities necessary to prepare the assets are completed. If the resulting carrying amount of the asset exceeds its recoverable amount, an impairment loss is recorded. Borrowing costs include interest charges and other costs incurred in connection with the borrowing of funds.

Other borrowing costs are recognized as expense in the period in which they are incurred.

Impairment of Noncurrent Nonfinancial Assets

The Company assesses at end of each reporting period whether there is indication that its noncurrent nonfinancial assets which include property and equipment may be impaired. If any such indication exists and where the carrying amount exceeds the estimated recoverable amount, the assets or the cash generating unit (CGU) are written down to their recoverable amounts. The recoverable amount of the nonfinancial assets is the greater of fair value less cost to sell and value-in-use. The fair value less cost to sell is the amount obtainable from the sale of an asset in an arm's length transaction. In assessing value-in-use, the estimated future cash flows are discounted to their present value using a pre-tax discount rate that reflects current market assessments of the time value of money and the risks specific to the asset. For an asset that does not generate largely independent cash inflows, the recoverable amount is determined for the CGU to which the asset belongs. Impairment losses, if any, are recognized in profit or loss in those expense categories consistent with the function of the impaired asset.

A previously recognized impairment loss is reversed only if there has been a change in the estimates used to determine the asset's recoverable amount since the last impairment loss was recognized. If that is the case, the carrying amount of the asset is increased to its recoverable amount. The increased amount cannot exceed the carrying amount that would have been determined, net of depreciation and amortization, had no impairment loss been recognized for the asset in prior years. Such reversal is recognized unless the asset is carried at revalued amount, in which case the reversal is treated as a revaluation increase. After such a reversal, the depreciation and amortization charge are adjusted in future periods to allocate the asset's revised carrying amount on a systemic basis over its remaining useful life.

Capital Stock

Ordinary or Common shares are classified as equity. The proceeds from the issuance of ordinary or common shares are presented in equity as capital stock to the extent of the par value of the issued and outstanding shares and any excess of the proceeds over the par value of the shares issued, less any incremental costs directly attributable to the issuance, net of tax, is presented in equity as additional paid-in capital.

Retained Earnings

Retained earnings represent the cumulative balance of periodic net income or loss, dividend contributions, correction of prior year errors, effect of changes in accounting policy and other capital adjustments.

Dividends on Common Shares

Cash dividends on common shares are recognized as liability and deducted from equity when approved by the BOD of the Company. Stock dividend declared but not yet issued is presented as "Capital stock dividend distributable" in the statement of financial position. When the stock dividends are declared, the amount of stock dividends are treated as transfers from retained earnings to common shares.

Dividends for the year that are approved after the reporting date are dealt with as an event after the reporting date.

Revenue Recognition

Prior to January 1, 2018, under PAS 18, *Revenue*, revenue is recognized to the extent that it is probable that the economic benefits will flow to the Company and the amount of revenue can be reliably measured.

Upon adoption of PFRS 15 beginning January 1, 2018, revenue from contracts with customers is recognized upon transfer of goods to the customer at an amount that reflects the consideration to which the Company expects to be entitled in exchange for those goods.

The following specific recognition criteria must also be met before revenue is recognized:

Sale of Goods

Revenue is recognized at the point in time when control of the asset is transferred to the customer, generally upon delivery. If it is probable that discounts will be granted and the amount can be measured reliably, then the discount is recognized as a reduction of revenue as the sales are recognized. Revenue is recognized net of variable consideration such as discounts, rebates, listing and slotting fees/display allowances and certain payments to customers post the initial sale of goods.

Interest Income

Interest income is recognized in profit or loss as it accrues, taking into account the effective yield on the asset.

Cost and Expense Recognition

Cost of Goods Sold

Cost of goods sold is recognized when goods are shipped to the buyer. Expenses are recognized upon utilization of services or at the date they are incurred.

Operating Expenses

Operating expenses are costs incurred to sell or distribute the goods and administering the business. It includes documentation processing and delivery, among others. Operating expenses are expensed as incurred.

Other Comprehensive Income

Other comprehensive income comprises items of income and expense (including items previously presented under the statement of changes in equity) that are not recognized in profit or loss for the year in accordance with PFRS.

Employee Benefits

Short-term Employee Benefits

Short-term employee benefits are expensed as the related service is provided. A liability is recognized for the amount expected to be paid if the Company has a present legal or constructive obligation to pay this amount as a result of the past service provided by the employee and the obligation can be estimated reliably.

Retirement Benefits Liability and Costs

The Company has an unfunded, noncontributory defined benefits retirement plan covering substantially all permanent, regular and full-time employees. The Company's obligation in respect of the defined benefits is calculated by estimating the amount of the future benefits that employees have earned in the current and prior period and discounting that amount.

The calculation of defined benefits obligations is performed on a periodic basis by a qualified actuary using the projected unit credit method.

Remeasurements of the retirement benefits liability, which comprise of actuarial gains and losses, are recognized immediately in other comprehensive income. The Company determines the interest expense on the retirement benefits liability for the period by applying the discount rate used to measure the retirement benefits liability at the beginning of the annual period to the then retirement benefits liability, taking into account any changes in the retirement benefits liability during the period as a result of benefit payments, if any. Interest expense and other expenses related to defined benefits plans are recognized in profit or loss.

When the benefits of the plan are changed or when the plan is curtailed, the resulting change in benefit that relates to past service or gain or loss on curtailment is recognized immediately in profit or loss. The Company recognizes gains or losses on the settlement of defined benefits plans when the settlement occurs.

Leases

The determination of whether an arrangement is, or contains, a lease is based on the substance of the arrangement and requires an assessment of whether the fulfillment of the arrangement is dependent on the use of a specific asset or assets and the arrangement conveys a right to use the asset. A reassessment is made after the inception of the lease only if one of the following applies:

- (a) there is a change in contractual terms, other than a renewal or extension of the arrangement;
- (b) a renewal option is exercised or an extension is granted, unless the term of the renewal or extension was initially included in the lease term;
- (c) there is a change in the determination of whether fulfillment is dependent on a specific asset; or
- (d) there is a substantial change to the asset.

Where a reassessment is made, lease accounting shall commence or cease from the date when the change in circumstances gives rise to the reassessment for scenarios (a), (c) or (d) above, and at the date of renewal or extension period for scenario (b).

Company as Lessee

Leases where the lessors retain substantially all the risks and benefits of ownership of the asset are classified as operating leases. Operating lease payments are recognized as expense in profit or loss on a straight-line basis over the lease term. Associated costs such as maintenance and insurance are expensed as incurred.

Income Taxes

Provision for income tax is composed of current income tax and deferred income tax. Provision for income tax is recognized in profit or loss except to the extent that it relates to items recognized directly in equity or in other comprehensive income, in which case, it is recognized directly in equity or in other comprehensive income.

Current Income Tax

Current income tax assets and liabilities for the current and prior periods are measured at the amount expected to be recovered from or paid to the taxation authorities. The tax rates and tax laws used as basis to compute the amount are those that have been enacted or substantively enacted at the reporting date.

Deferred Income Tax

Deferred income tax is provided, using the balance sheet liability method, on all temporary differences at the reporting date between the tax bases of assets and liabilities and their carrying amounts for financial reporting purposes.

Deferred income tax liabilities are recognized for all taxable temporary differences. Deferred income tax assets are recognized for all deductible temporary differences, to the extent that it is probable that sufficient future taxable profits will be available against which the deductible temporary differences can be utilized.

The carrying amount of deferred income tax assets is reviewed at each reporting date and reduced to the extent that it is no longer probable that sufficient future taxable profits will be available to allow all or part of the deferred income tax assets to be utilized.

Deferred income tax assets and deferred income tax liabilities are measured at the tax rates that are expected to apply to the year when the asset is realized or the liability is settled, based on tax rates and tax laws that have been enacted or substantively enacted at the reporting date.

Deferred income tax assets and deferred income tax liabilities are offset, if a legally enforceable right exists to offset current income tax assets against current income tax liabilities and the deferred income taxes relate to the same taxable entity and the same taxation authority.

Related Party Transactions and Relationships

Related party relationships exist when the party has the ability to control, directly or indirectly, through one or more intermediaries, or exercise significant influence over the other party in making financial and operating decisions. Such relationships also exist between and/or among entities which are under common control with the reporting entity and its key management personnel, directors or stockholders. In considering each possible related party relationship, attention is directed to the substance of the relationship, and not merely to the legal form. Related parties may be individual or corporate entities.

Foreign Currency Denominated Transactions and Translation

Transactions in foreign currencies are recorded using the functional currency exchange rate at the date of transaction. Outstanding monetary assets and monetary liabilities denominated in foreign currencies are translated using the closing exchange rate at the reporting date. All differences are taken to profit or loss. Non-monetary items that are measured in terms of historical cost in a foreign currency are translated using the exchange rates as at the dates of the initial transactions.

Provisions

Provisions are recognized when the Company has a present obligation (legal or constructive) as a result of a past event, it is probable (i.e., more likely than not) that an outflow of resources embodying economic benefits will be required to settle the obligation, and a reliable estimate can be made of the amount of the obligation. Where the Company expects some or all of the provision to be reimbursed, the reimbursement is recognized as a separate asset, but only when the reimbursement is virtually certain. The expense relating to any provision is presented in profit or loss, net of reimbursement. If the effect of the time value of money is material, provisions are discounted using the current pre-tax rate that reflects, where appropriate, the risks specific to the liability. Where discounting is used, the increase in the provision due to the passage of time is recognized as interest expense. Provisions are reviewed at each reporting date and adjusted to reflect the current best estimate.

Contingencies

Contingent liabilities are not recognized in the financial statements but are disclosed in the notes to financial statements unless the outflow of resources embodying economic benefits is remote. Contingent assets are not recognized in the financial statements but disclosed in the notes to financial statements when an inflow of economic benefits is probable.

Events After the Reporting Date

Events after the reporting date that provide additional information about the Company's position at the reporting date (adjusting events) are reflected in the financial statements. Events after the reporting date that are not adjusting events are disclosed in the notes to financial statements when material.

Standards Issued But Not Yet Adopted

A number of new standards, amendments to standards and interpretations are effective for annual periods beginning after January 1, 2018. However, the Company has not applied the following relevant and applicable new or amended standards and interpretations in preparing these financial statements. Unless otherwise stated, none of these are expected to have a significant effect on the Company's financial statements.

The Company plans to adopt the following new or amended standards and interpretations on the respective effective dates, as applicable.

Effective January 1, 2019

- PFRS 16, *Leases* supersedes PAS 17, *Leases* and the related Philippine Interpretations. The new standard introduces a single lease accounting model for lessees under which all major leases are recognized on-balance sheet, removing the lease classification test. Lease accounting for lessors essentially remains unchanged except for a number of details including the application of the new lease definition, new sale-and-leaseback guidance, new sub-lease guidance and new disclosure requirements.

Practical expedients and targeted reliefs were introduced including an optional lessee exemption for short-term leases (leases with a term of 12 months or less) and low-value items, as well as the permission of portfolio-level accounting instead of applying the requirements to individual leases. New estimates and judgmental thresholds that affect the identification, classification and measurement of lease transactions, as well as requirements to reassess certain key estimates and judgments at each reporting date were also introduced.

Early adoption is permitted. The Company has completed an initial assessment of the potential impact on its financial statements. The actual impact of applying PFRS 16 on the financial statements in the period of initial application will depend on future economic conditions and the Company's latest assessment of whether it will exercise any lease renewal options.

So far, the most significant impact identified is that the Company will recognize new assets and liabilities for the operating lease of its office space and warehouse.

In addition, the nature of expenses related to this lease will now change as PFRS 16 replaces the straight-line operating lease expense with a depreciation charge for right-of-use of assets and interest expense on lease liabilities.

- Philippine Interpretation IFRIC-23, *Uncertainty over Income Tax Treatments* clarifies how to apply the recognition and measurement requirements in PAS 12, *Income Taxes* when there is uncertainty over income tax treatments. Under the interpretation, whether the amounts recorded in the financial statements will differ to that in the tax return, and whether the uncertainty is disclosed or reflected in the measurement, depends on whether it is probable that the tax authority will accept the Company's chosen tax treatment. If it is not probable that the tax authority will accept the Company's chosen tax treatment, the uncertainty is reflected using the measure that provides the better prediction of the resolution of the uncertainty - either the most likely amount or the expected value.

The interpretation also requires the reassessment of judgments and estimates applied if facts and circumstances change - e.g. as a result of examination or action by tax authorities, following changes in tax rules or when a tax authority's right to challenge a treatment expires.

Early adoption is permitted. The interpretation can be initially applied retrospectively applying PAS 8, *Accounting Policies, Changes in Accounting Estimates and Errors* if possible without the use of hindsight, or retrospectively with the cumulative effect recognized at the date of initial application without restating comparative information.

The Company is currently assessing the potential impact of adopting this interpretation.

- PAS 19, *Employee Benefits - Plan Amendment, Curtailment or Settlement (Amendments)* clarify that on amendment, curtailment or settlement of a defined benefit plan, an entity now uses updated actuarial assumptions to determine its current service cost and net interest for the period. The effect of the asset ceiling is disregarded when calculating the gain or loss on any settlement of the plan and is dealt with separately in other comprehensive income.

The amendments apply for plan amendments, curtailments or settlements that occur on or after the beginning of the first annual reporting period that begins on or after January 1, 2019. Earlier application is permitted.

Effective January 1, 2020

- *Amendments to References to Conceptual Framework in PFRS Standards* sets out amendments to PFRS Standards, their accompanying documents and PFRS practice statements to reflect the issuance of the revised Conceptual Framework for Financial Reporting in 2018 (2018 Conceptual Framework). The 2018 Conceptual Framework includes a new chapter on measurement, guidance on reporting financial performance, improved definitions of an asset and a liability, and guidance supporting these definitions, and clarifications in important areas, such as the roles of stewardship, prudence and measurement uncertainty in financial reporting.

Some Standards, their accompanying documents and PFRS practice statements contain references to, or quotations from, the International Accounting Standards Committee (IASC)'s Framework for the Preparation and Presentation of Financial Statements adopted by the International Accounting Standards Board (IASB) in 2001 or the Conceptual Framework for Financial Reporting issued in 2010. The amendments update some of those references and quotations so that they refer to the 2018 Conceptual Framework, and makes other amendments to clarify which version of the Conceptual Framework is referred to in particular documents.

- PAS 1, *Presentation of Financial Statements* and PAS 8, *Accounting Policies, Changes in Accounting Estimates and Errors - Definition of Material (Amendments)* refine the definition of material. The amended definition of material states that information is material if omitting, misstating or obscuring it could reasonably be expected to influence the decisions that the primary users of general purpose financial statements make on the basis of those financial statements, which provide financial information about a specific reporting entity. The amendments clarify the definition of material and its application by:
 - (a.) raising the threshold at which information becomes material by replacing the term "could influence" with "could reasonably be expected to influence";
 - (b.) including the concept of "obscuring information" alongside the concept of "omitting" and "misstating" information in the definition;
 - (c.) clarifying that the users to which the definition refers are the primary users of general purpose financial statements referred to in the Conceptual Framework;
 - (d.) clarifying the explanatory paragraphs accompany the definition; and
 - (e.) aligning the wording of the definition of material across PFRS Standards and other publications.

The amendments are expected to help entities make better materiality judgments without substantively changing existing requirements.

The amendments apply prospectively. Earlier application is permitted.

4. Management's Use of Judgments, Accounting Estimates, and Assumptions

The preparation of the financial statements in accordance with PFRS requires management to exercise judgments, make accounting estimates and use assumptions that affect reported amounts of assets, liabilities, income and expenses and related disclosures. Future events may occur which will cause the assumptions used in arriving at the accounting estimates to change. The effects of any change in accounting estimates are reflected in the financial statements as they become reasonably determinable.

Accounting judgments, estimates and assumptions are continually evaluated and are based on historical experience and other factors including expectations of future events that are believed to be reasonable under the circumstances.

Judgments

In the process of applying the Company's accounting policies, management has made the following judgments, apart from those involving estimation, which has the most significant effect on the amounts recognized in the financial statements.

Determination of the Company's Functional Currency

The Company considers factors, including but not limited to, the currency that mainly influences sales prices of its goods and the currency in which receipts from operating activities are usually retained. Based on the economic substance of the underlying circumstances relevant to the Company, the functional currency has been determined to be the Philippine peso. It is the currency that mainly influences the Company's operations.

Determination on Whether an Agreement Contains a Lease

The Company uses its judgment in determining whether an arrangement contains a lease, based on the substance of the arrangement at the inception date, and makes assessment on whether the arrangement is dependent on the use of the specific asset or assets, the arrangement conveys a right to use the asset and the arrangement transfers substantially all the risk and rewards incidental to ownership to the Company.

Rent expense recognized in the profit or loss amounted to P3,197,307 and P5,532,900 in 2018 and 2017, respectively (see Note 16).

Recognition of Revenue

The Company uses its judgment in determining the timing of the transfer of control on the goods that it delivered. The Company determined that the control is transferred for sale of goods when the Company has transferred physical possession of the goods and obtained the right to payment for the goods which is upon the customer's acceptance of the goods at the customer's warehouse.

Accounting Estimates and Assumptions

The key estimates and assumptions concerning the future and other key sources of estimation uncertainty at the reporting date that have significant risk of causing a material adjustment to the carrying amounts of assets and liabilities within the next financial year are described below:

Allowance for Impairment Losses on Trade and Other Receivables and Refundable Deposits

The Company uses the expected credit loss model in estimating the level of allowance which includes forecasts of future events and conditions. A credit loss is measured as the present value of all cash shortfalls (the difference between the cash flows that the Company expects to receive). The model represents a probability-weighted estimate of the difference over the remaining life of the receivables. The maturity of the Company's receivables is less than one year so the lifetime expected credit loss and the 12-month expected credit losses are similar. In addition, management assessed that the credit risk for its trade and other receivables and refundable deposits as at the reporting date are low as discussed in Note 19, therefore the Company did not have to assess whether a significant increase in credit risk has occurred. An increase in the allowance for impairment losses would increase the recorded operating expenses and decrease current assets.

No impairment losses were recognized in 2018 and 2017 in respect of the Company's financial assets because management assessed that these are fully recoverable.

The combined carrying amounts of the Company's trade and other receivables and refundable deposits are P255,140,665 and P337,581,334 as at December 31, 2018 and 2017, respectively (see Note 19).

Determination of Net Realizable Value (NRV) of Inventories

The Company's estimates of the NRV of inventories are based on the most reliable evidence available at the time the estimates are made, of the amount that the inventories are expected to be realized. These estimates consider the inventory obsolescence, physical deterioration, fluctuations of price or cost directly relating to events occurring after the end of the period to the extent that such events confirm conditions existing at the end of the period. A new assessment is made at NRV in each subsequent period. When the circumstances that previously caused inventories to be written down below cost no longer exist or when there is a clear evidence of an increase in NRV because of changes in economic circumstances, the amount of the write-down is reversed so that the new carrying amount is the lower of the cost and the revised NRV.

The carrying amounts of inventories as at December 31, 2018 and 2017 are P561,595,644 and P624,566,976, respectively (see Note 7). No allowance to reduce inventory to NRV was recognized in 2018 and 2017.

Estimation of Useful Lives of Property and Equipment

The Company estimates the useful lives of property and equipment based on the period over which these assets are expected to be available for use. The estimated useful lives of property and equipment are reviewed periodically and are updated if expectations differ from previous estimates due to asset utilization, internal technical evaluation, technological changes, environmental and anticipated use of the assets tempered by related industry benchmark information. It is possible that future financial performance could be materially affected by changes in these estimates brought about by changes in the factors mentioned. Any reduction in the estimated useful lives of the property and equipment would increase depreciation and amortization expense and decrease noncurrent assets.

The estimated useful life of property and equipment is discussed in Note 3 to financial statements. There is no change in the estimated useful life of property and equipment in 2018 and 2017.

The carrying amounts of property and equipment as at December 31, 2018 and 2017 amounted to P1,896,032 and P3,021,269, respectively (see Note 9).

Estimation of Retirement Benefits Liability and Costs

The cost of defined benefits retirement plans, as well as the present value of the retirement benefits obligation, is determined using actuarial valuations. The actuarial valuations involves making various assumptions. These include the determination of the discount rates, and future salary increases, among others. Due to the complexity of the valuation, the underlying assumptions and its long-term nature, defined benefits obligations are highly sensitive to changes in these assumptions. All assumptions are reviewed at each reporting period.

The Company has retirement benefits liability amounting to P764,908 and P1,491,441 as at December 31, 2018 and 2017, respectively (see Note 17).

Recognition of Deferred Income Tax Assets

The Company reviews its deferred income tax assets at each reporting date and reduces the carrying amount to the extent that it is no longer probable that sufficient future taxable profits will be available to allow all or part of the deferred income tax assets to be utilized. The Company also reviews the expected timing and tax rates upon reversal of temporary differences and adjusts the impact on deferred income tax accordingly. The Company's assessment on the recognition of deferred income tax assets is based on the forecasted taxable income of the subsequent reporting periods. This forecast is based on the Company's past results and future expectations on revenues and expenses. While the Company believes that its assumptions are appropriate and reasonable, significant changes in these assumptions may materially affect the Company's assessment of the realizability of deferred income tax assets and may lead to future addition to the provision for deferred income tax.

The Company has recognized deferred income tax assets amounting to P789,028 and P1,006,988 as at December 31, 2018 and 2017, respectively (see Note 18).

5. Cash and Cash Equivalents

This account consists of:

	<i>Note</i>	2018	2017
Cash on hand		P191,000	P201,000
Cash in banks	19	51,989,421	24,440,298
Cash equivalents	19	-	50,000,000
		P52,180,421	P74,641,298

Cash in banks earns interest at the respective bank deposit rates.

Interest income recognized in profit or loss amounted to P1,763,211 and P821,986 in 2018 and 2017, respectively.

6. Trade and Other Receivables

This account consists of:

	Note	2018	2017
Trade:			
Related parties	13	P167,548,864	P238,999,476
Third parties		55,195,223	69,433,925
Non-trade		32,699,199	29,398,431
Receivable from employees		327,365	411,114
	19	255,770,651	338,242,946
Less allowance for impairment losses on trade receivables		1,503,922	1,503,922
	19	P254,266,729	P336,739,024

The Company's trade receivables are non-interest-bearing and are generally on a 30 to 90-day credit term.

Non-trade receivables pertain to receivables from suppliers for the reimbursements of expenses made by the Company for brand promotions. These are non-interest-bearing and are generally on a 30-day credit term.

7. Inventories

This account consists of:

	Note	2018	2017
At cost:			
Spirits		P521,809,925	P569,082,470
Wines		39,785,719	55,484,506
	15	P561,595,644	P624,566,976

Cost of goods sold recognized in profit or loss amounted to P722,487,888 and P623,615,304 in 2018 and 2017, respectively (see Note 15).

8. Prepaid Expenses and Other Current Assets

This account consists of:

	2018	2017
Advances to suppliers	P303,986,181	P188,500,321
Prepaid expenses:		
Duties and taxes	46,430,770	53,209,429
Other import charges	34,537	493,118
Others	201,000	-
	P350,652,488	P242,202,868

Advances to suppliers pertain to partial down payment made by the Company to suppliers and will be applied against future progress billings.

9. Property and Equipment

The movements and balances in this account are as follows:

	Transportation and Delivery Equipment	Furniture and Fixtures	Office Equipment	Leasehold Improvements	Total
Cost					
December 31, 2016	P9,194,414	P810,359	P463,744	P1,794,809	P12,263,326
Additions	955,894	241,071	96,633	-	1,293,598
Disposals	(1,196,857)	-	-	-	(1,196,857)
December 31, 2017	8,953,451	1,051,430	560,377	1,794,809	12,360,067
Additions	-	20,955	4,374	-	25,329
December 31, 2018	8,953,451	1,072,385	564,751	1,794,809	12,385,396
Accumulated Depreciation and Amortization					
December 31, 2016	6,216,831	681,053	432,182	1,794,809	9,124,875
Depreciation and amortization	1,234,930	124,470	51,380	-	1,410,780
Disposals	(1,196,857)	-	-	-	(1,196,857)
December 31, 2017	6,254,904	805,523	483,562	1,794,809	9,338,798
Depreciation and amortization	922,269	174,105	54,192	-	1,150,566
December 31, 2018	7,177,173	979,628	537,754	1,794,809	10,489,364
Carrying Amounts					
December 31, 2017	P2,698,547	P245,907	P76,815	P -	P3,021,269
December 31, 2018	P1,776,278	P92,757	P26,997	P -	P1,896,032

Depreciation and amortization expense for the years ended December 31, 2018 and 2017 were charged as part of operating expenses.

Fully depreciated property and equipment that are still being used by the Company have a total cost of P1,794,809 as at December 31, 2018 and 2017.

10. Refundable Deposits

This account consists of:

	Note	2018	2017
Security deposits	16	P706,085	P687,852
Others		167,851	154,458
	19	P873,936	P842,310

11. Trade and Other Payables

This account consists of:

	Note	2018	2017
Trade payables	19	P8,137,340	P9,231,436
Nontrade payables:			
Third parties	19	30,292,247	28,599,993
Related parties	13, 19	1,086,113	3,339,714
Accrued expenses	19	389,768	7,350,043
Output VAT - net		10,538,341	4,721,990
Statutory obligations		868,348	764,925
Others	19	252,416	506,482
		P51,564,573	P54,514,583

Trade payables are non-interest-bearing and are generally on a 30 to 60-day payment term.

Non-trade payables are amounts owed to non-trade suppliers such as manpower agencies, freight companies and other non-trade transactions. These are non-interest-bearing and are generally on a 30-day payment term, except for related party balance which is due on demand.

Accrued expenses consist mainly of accruals for utilities, rent, interest and other operating charges.

12. Loans Payable

This account pertains to unsecured, peso-denominated loans from various local banks with maturities of less than one (1) year and bear fixed annual interest of 2.875% and were intended to finance the Company's working capital requirements.

Loans payable amounting to P100,000,000 was paid in 2018. Interest expense recognized in profit or loss relating to these loans amounted to P750,191, and P555,674 in 2018 and 2017, respectively.

13. Related Party Transactions

Transactions and account balances with related parties as at and for the years ended December 31 are as follows:

Category	Year	Note	Transactions During the Year	Outstanding Balance			Terms	Conditions
				Trade Receivables	Advances from Parent Company	Nontrade Payable		
Parent Company								
• Advances	2018	c	P -	P -	P -	P -	2 years, interest bearing	Unsecured
	2017	c	-	-	20,000,000	-		
• Interest	2018	c	59,000	-	-	-		
	2017	c	150,500	-	-	-		
Entities under Common Control								
• Sale of goods	2018	6, a	698,465,965	167,548,864	-	-	30 days credit term; non-interest bearing	Unsecured, no impairment
	2017	6, a	493,533,242	238,999,476	-	-		
• Rent expense	2018	b	1,020,000	-	-	-	Due on demand, non-interest bearing	Unsecured
	2017	b	5,171,636	-	-	-		
• Advances	2018	11, d	1,086,113	-	-	1,086,113		
	2017	11, d	3,339,714	-	-	3,339,714		
	2018			P167,548,864	P -	P1,086,113		
	2017			P238,999,476	P20,000,000	P3,339,714		

- a. In the normal course of business, the Company distributes wines and liquors to entities under common control.
- b. The Company entered into lease agreements with an entity under common control for its office space and warehouse (see Note 16).
- c. The Company received cash advances from its Parent Company in a form of promissory notes. These advances earn fixed annual interest rate of 1.8% with maturities of two (2) years.

In 2018, the Company paid the outstanding advances from the Parent Company amounting to P20,000,000.

- d. Cash advances obtained from entities under common control for working capital requirements.
- e. There is no key management compensation since the key management roles are functionally domiciled under the Parent Company.

Amounts owed by and owed to related parties are to be settled in cash.

14. Equity

Capital Stock

The movements and balances of this account as at December 31, 2018 and 2017 are follows:

	2018		2017	
	Number of Shares	Amount	Number of Shares	Amount
Authorized P100 par value	7,500,000	P750,000,000	7,500,000	P750,000,000
Issued and Outstanding				
Balance at beginning of year	7,500,000	P750,000,000	3,500,000	P350,000,000
Stock issuances	-	-	4,000,000	400,000,000
Balance at end of year	7,500,000	P750,000,000	7,500,000	P750,000,000

Ordinary shares carry one vote per share and a right to dividends.

On December 8, 2016, the Company's BOD approved the increase in its authorized capital stock from P350,000,000 divided into 3,500,000 common shares to P750,000,000 divided into 7,500,000 common shares, both at P100 par value to accommodate the stock dividends declared.

On July 5, 2017, the SEC approved the Company's increase in authorized capital stock. Upon approval of the increase in authorized capital stock, the stock dividends amounting to P400,000,000 were applied against the increase in authorized capital stock and the related shares were issued.

Declaration of Dividends

On November 28, 2017, the Company's BOD approved the declaration of cash dividends of P6.67 per share or an aggregate amount of P50,000,000, payable to stockholders of record as of the same date.

On December 18, 2018, the Company's BOD approved the declaration of cash dividends in the total amount of P25,000,000, payable to stockholders as of the same date.

15. Cost of Goods Sold

This account consists of:

	Note	2018	2017
Inventory at beginning of year		P624,566,976	P763,042,860
Add: Net purchases		659,516,556	485,139,420
Total goods available for sale		1,284,083,532	1,248,182,280
Less: Inventory at end of year	7	561,595,644	624,566,976
		P722,487,888	P623,615,304

16. Lease Agreements**Company as Lessee**

- a. The Company entered into a lease agreement with a third party for a warehouse. The term of the lease is for a period of five (5) years from January 1, 2016 to December 31, 2020. The lease has an annual escalation rate of 5%.
- b. The Company entered into a lease agreement with an entity under common control for a warehouse with a lease term of three (3) years commencing on July 1, 2015 to June 30, 2017. The lease agreement was renewed for another three (3) years from July 1, 2017 to June 30, 2020 (see Note 13).

The lease agreements provide for, among others, security deposits amounting to P706,085 and P687,852 as at December 31, 2018 and 2017, respectively, which are shown under "Refundable deposits" account in the statements of financial position (see Note 10).

Total rent expense on the above-mentioned lease agreements recognized in profit or loss amounted to P3,197,307 and P5,532,900 in 2018 and 2017, respectively.

Future minimum lease payments under non-cancellable operating leases as at December 31 are as follows:

	2018	2017
Not later than one year	P3,348,172	P3,317,307
Later than one year but not later than five years	2,982,781	6,984,953
	P6,330,953	P10,302,260

17. Retirement Benefits Liability

The Company has an unfunded, noncontributory, defined benefits retirement plan covering all of its permanent, regular, and full-time employees. Costs are determined in accordance with the actuarial studies made for the plan. Under the plan, the employees are entitled to retirement benefits equivalent to an amount computed based on Republic Act No. 7641, *Retirement Pay Law*, equivalent to one-half month's salary for every year of service, with six months or more of service considered as one year.

Costs are determined in accordance with the actuarial studies made for the plan. Annual cost is determined using the projected unit credit method. The Company's latest actuarial valuation date is December 31, 2018.

The succeeding tables summarize the components of retirement benefits cost under a defined benefits retirement plan recognized in profit or loss and the amount of retirement benefits liability recognized in the statements of financial position.

	2018	2017
Balance at beginning of year	P1,491,441	P1,158,421
Recognized in profit or loss		
Interest cost	80,240	62,323
Current service cost	139,889	270,697
	220,129	333,020
Recognized in other comprehensive income		
Actuarial gain arising from:		
Financial assumptions	(266,274)	-
Demographic assumptions	(253,953)	-
Experience adjustments	(426,435)	-
	(946,662)	-
Balance at end of year	P764,908	P1,491,441

The retirement benefits costs is recognized as part of "Salaries and other employee benefits" account under operating expenses in profit or loss.

The plan exposes the Company to actuarial risks such as interest rate risk, longevity risk and salary risk as follows:

Interest Risk

The present value of the defined benefits obligation is calculated using a discount rate determined by reference to market yields of government bonds. Generally, a decrease in the interest rate of a reference government bonds will increase the plan obligation.

Longevity and Salary Risks

The present value of the defined benefits obligation is calculated by reference to the best estimate of the mortality of the plan participants both during and after their employment and to their future salaries. Consequently, increases in the life expectancy and salary of the plan participants will result in an increase in the plan obligation.

The principal actuarial assumptions used to determine retirement benefits in 2018 and 2017 are as follows:

	2018	2017
Discount rate	7.53%	5.38%
Future salary increases	3.00%	3.00%

Assumptions for mortality and disability rates are based on published statistics and mortality and disability tables.

The weighted average duration of defined benefits obligation is 13 and 18 years as at December 31, 2018 and 2017, respectively.

As at December 31, the reasonably possible changes to one of the relevant actuarial assumptions, while holding all other assumptions constant, would have affected the defined benefits liability by the amounts below:

	2018		2017	
	Defined Benefits Liability		Defined Benefits Liability	
	1 Percent Increase	1 Percent Decrease	1 Percent Increase	1 Percent Decrease
Discount rate	(P65,247)	P49,948	(P95,154)	P65,325
Salary increase rate	30,596	(15,298)	59,658	(29,829)

Although the analysis does not take into account the full distribution of cash flows expected under the plan, it does provide an approximation of the sensitivity of the assumption shown.

Funding Arrangements

The plan is unfunded and non-contributory. Benefit claims under the defined benefits retirement obligation are paid directly by the Company when they become due.

Asset-Liability Matching (ALM)

The Company does not perform any ALM study. The Company has no plan assets to match against liabilities under the retirement benefits obligation.

Maturity analysis based on a ten (10) year projection of the expected future benefit payments is as follows:

	December 31, 2018				
	Carrying Amount	Contractual Cash Flows	Within 1 Year	Within 1-5 Years	More than 5 Years
Retirement benefits liability	P764,908	P783,151	P -	P -	P783,151

18. Income Taxes

The components of provision for income tax are shown below:

	2018	2017
Current	P25,970,854	P18,636,618
Deferred	(67,821)	(288,407)
	P25,903,033	P18,348,211

The current provision for income tax represents regular corporate income tax (RCIT) in both years.

The reconciliation of the provision for income tax computed at the statutory income tax rate and the provision for income tax shown in profit or loss for the years ended December 31 is as follows:

	2018	2017
Income before income tax	P83,185,518	P58,101,980
Provision for income tax at the statutory income tax rate of 30%	P24,955,655	P17,430,594
Additions to (reductions from) income taxes resulting to the tax effects of:		
Non-deductible expenses	1,476,341	1,164,213
Interest income subjected to final tax	(528,963)	(246,596)
Provision for income tax	P25,903,033	P18,348,211

The components of the Company's net deferred income tax assets are as follows:

	2018	2017
Allowance for impairment losses on trade receivables	P451,177	P451,177
Retirement benefits liability	229,472	447,432
Accrued rent expense	108,379	108,379
Unrealized foreign exchange gain - net	(6,423)	(8,205)
	P782,605	P998,783

The movements of net deferred income tax assets are accounted for as follows:

	2018	2017
Amount charged to profit or loss	P67,821	P288,407
Amount charged to OCI relating to remeasurement on defined benefits plan	(283,999)	-
Increase (decrease) in net deferred income tax assets	(P216,178)	P288,407

19. Financial Risk and Capital Management

Objectives and Policies

The BOD has overall responsibility for the establishment and oversight of the Company's risk management framework. The BOD has delegated to the management the responsibility of developing and monitoring the Company's risk management policies.

The Company's risk management policies are established to identify and analyze the risks faced by the Company, to set appropriate risk limits and controls, and to monitor risks and adherence to limits. Risk management policies and systems are reviewed regularly to reflect changes in market conditions and the Company's activities. The Company, through its training and management standards and procedures, aims to develop a disciplined and constructive control environment, in which all employees understand their roles and obligations.

The BOD oversees how management monitors compliance with the Company's risk management policies and procedures and reviews the adequacy of the risk management framework in relation to the risks faced by the Company.

The Company has exposure to the following risks from its use of financial instruments:

- Credit Risk
- Liquidity Risk
- Market Risk

This note presents information about the Company's exposure to each of the above risks, the Company's objectives, policies and processes for measuring and managing risks, and the Company's management of capital.

Risk Management Framework

The Company's overall risk management program seeks to minimize potential adverse effects on the financial performance of the Company. The policies for managing specific risks are summarized below:

Credit Risk

Credit risk represents the risk of loss the Company would incur if credit customers and counterparties fail to perform their contractual obligations. The Company's credit risk arises from the Company's use of its financial assets. Credit risk management involves entering into financial transactions only with counterparties with acceptable credit rating.

The carrying amount of financial assets represents the maximum credit exposure is as follows:

	<i>Note</i>	2018	2017
Cash in banks and cash equivalents	5	P51,989,421	P74,440,298
Trade and other receivables - net	6	254,266,729	336,739,024
Refundable deposits	10	873,936	842,310
		P307,130,086	P412,021,632

As at December 31, 2018 and 2017, the aging per class of financial assets is as follows:

December 31, 2018					
	Neither Past Due nor Impaired	Past Due		Past Due and Impaired	Total
		1 to 30 Days	31 to 120 Days		
Cash in banks and cash equivalents	P51,989,421	P -	P -	P -	P51,989,421
Trade and other receivables	189,569,830	54,738,482	9,958,417	1,503,922	255,770,651
Refundable deposits	873,936	-	-	-	873,936
	P242,433,187	P54,738,482	P9,958,417	P1,503,922	P308,634,008

December 31, 2017					
	Neither Past Due nor Impaired	Past Due		Past Due and Impaired	Total
		1 to 30 Days	31 to 120 Days		
Cash in banks and cash equivalents	P74,440,298	P -	P -	P -	P74,440,298
Trade and other receivables	207,131,462	79,683,036	49,924,526	1,503,922	338,242,946
Refundable deposits	842,310	-	-	-	842,310
	P282,414,070	P79,683,036	P49,924,526	P1,503,922	P413,525,554

Based on the historical default rates, the Company believes that no impairment allowance is necessary in respect of trade receivables past due but not impaired because such accounts relate to customers that have good payment records with the Company. On the other hand, the Company believes that no impairment loss is necessary in respect of other receivables since they are neither past due nor impaired.

As at December 31, 2018 and 2017, the Company does not expect any counterparty, other than trade customers, to fail to meet its obligations, thus, related risk is deemed to be insignificant.

Credit Risk Concentration

The Company's exposure to credit risk arises from default of counterparty. Generally, the maximum credit risk exposure of receivables is its carrying amount without considering collaterals or credit enhancements, if any. The Company has no significant concentration of credit risk since the Company deals with a large number of customers. The Company does not execute any credit guarantee in favor of any counterparty.

Credit Quality

In monitoring and controlling credit extended to counterparty, the Company adopts a comprehensive credit rating system based on financial and nonfinancial assessments of its customers. Financial factors being considered comprised of the financial standing of the customer while the nonfinancial aspects include but are not limited to the assessment of the customer's nature of business, management profile, industry background, payment habit and both present and potential business dealings with the Company.

The credit quality of the Company's financial assets that are neither past due nor impaired as at December 31, 2018 and 2017 are as follows:

	December 31, 2018			Total
	High Grade	Standard Grade	Substandard Grade	
Cash in banks and cash equivalents	P51,989,421	P -	P -	P51,989,421
Trade and other receivables	189,569,830	-	-	189,569,830
Refundable deposits	873,936	-	-	873,936
	P242,433,187	P -	P -	P242,433,187

	December 31, 2017			Total
	High Grade	Standard Grade	Substandard Grade	
Cash in banks and cash equivalents	P74,440,298	P -	P -	P74,440,298
Trade and other receivables	207,131,462	-	-	207,131,462
Refundable deposits	842,310	-	-	842,310
	P282,414,070	P -	P -	P282,414,070

The credit quality of financial assets were determined as follows:

- Cash in banks and cash equivalents - the credit risk of this financial instrument is considered negligible since the counterparties are reputable entities with high quality external credit ratings based on the nature of the counterparty and the Company's internal rating system.
- Trade and other receivables - the credit quality is assessed as high grade since these have a high probability of collection and there is no history of default.
- Refundable deposits - the credit quality is assessed to be as high grade since these security deposits are refundable at the end of the lease term which is expected from a reputable service provider.

Expected Credit Loss Assessment as at December 31, 2018

The Company allocates each exposure to a credit risk on data that are determined to be predictive of the risk of loss (including but not limited to external ratings, audited financial assets, management accounts and cash flow projections and available press information about customers) and applying expected credit judgment. Credit risk grades are defined using qualitative and quantitative factors that are indicative of the risk of default.

Exposures within each credit risk grade are assessed based on delinquency and actual credit loss experience. The Company considered both historical loss rate and forward-looking assumptions. The Company assessed that the impact of forward-looking assumption is immaterial.

Liquidity Risk

Liquidity risk is the risk that the Company will not be able to meet its financial obligations as they fall due. The Company manages liquidity risk by maintaining a balance between continuity of funding and flexibility in operation. Treasury controls and procedures are in place to ensure that sufficient cash is maintained to cover daily operational and working capital requirements, as well as capital expenditures and debt service payments. Management closely monitors the Company's future and contingent obligations and sets up required cash reserves as necessary in accordance with internal requirements.

The following are contractual maturities of financial liabilities:

	As at December 31, 2018			
	Carrying Amount	Contractual Cash Flows	1 Year or Less	More than 1 Year
Financial Liabilities				
Trade and other payables*	P40,157,884	P40,157,884	P40,157,884	P -
Dividends payable	75,000,000	75,000,000	75,000,000	-
	P115,157,884	P115,157,884	P115,157,884	P -

*Excluding statutory obligations and Output VAT amounting to P11,406,689.

	As at December 31, 2017			
	Carrying Amount	Contractual Cash Flows	1 Year or Less	More than 1 Year
Financial Liabilities				
Trade and other payables*	P49,027,668	P49,027,668	P49,027,668	P -
Loans payable	100,000,000	100,239,583	100,239,583	-
Advances from Parent Company	20,000,000	20,365,000	20,365,000	-
Dividends payable	50,000,000	50,000,000	50,000,000	-
Total	P219,027,668	P219,632,251	P219,632,251	P -

*Excluding statutory obligations and Output VAT amounting to P5,486,915

It is not expected that the cash flows included in the maturity analysis could occur significantly earlier, or at significantly different amounts.

Market Risk

Market risk is the risk that changes in market prices, such as foreign exchange rates, interest rates and other market prices will affect the Company's income or the value of its holdings of financial instruments. The objective of market risk management is to manage and control market risk exposures within acceptable parameters, while optimizing the return. The Company is subject to various risks, including foreign currency risk and interest rate risk.

Interest Rate Risk

Interest rate risk is the risk that future cash flows from a financial instrument (cash flow interest rate risk) or its fair value (fair value interest rate risk) will fluctuate because of changes in the market interest rates.

The Company's exposure to the risks for changes in market interest rates relates mainly to the Company's loans payable and advances from Parent Company. The Company manages this risk by transacting its loans either with short-term maturities or with fixed interest rates. Accordingly, management believes that the Company does not have significant interest rate risk.

Foreign Currency Risk

Foreign currency risk is the risk that the fair value or future cash flows of a financial instrument will fluctuate because of changes in foreign exchange rates. The Company's exposure to foreign currency risk relates primarily to the Company's foreign currency-denominated monetary assets and monetary liabilities. The currencies in which these transactions are primarily denominated are in United States dollar (USD), Singaporean dollar (SGD), British pound (GBP) and Euro (EUR).

The following table shows the Company's foreign currency-denominated monetary assets and monetary liabilities and their Philippine peso (PHP) equivalents as at December 31:

	December 31, 2018				PHP Equivalent
	USD	SGD	GBP	EUR	
Foreign Currency - Denominated Monetary Assets					
Cash in banks	152,275	-	-	-	8,028,557
Trade receivables	-	-	-	-	-
	152,275	-	-	-	8,028,557
Foreign Currency - Denominated Monetary Liabilities					
Trade payables	(1,823)	-	-	(2,935)	(273,120)
Net Foreign Currency - Denominated Monetary Assets (Liabilities)	150,452	-	-	(2,935)	7,755,437

	December 31, 2017				PHP
	USD	SGD	GBP	EUR	Equivalent
Foreign Currency - Denominated Monetary Assets					
Cash in banks	22,896	-	-	-	1,143,207
Trade receivables	-	-	-	5,872	350,048
	22,896	-	-	5,872	1,493,255
Foreign Currency - Denominated Monetary Liabilities					
Trade payables	(31,840)	(244)	(1,273)	-	(1,684,317)
Net Foreign Currency - Denominated Monetary Assets (Liabilities)	(8,944)	(244)	(1,273)	5,872	(191,062)

In translating the foreign currency-denominated monetary assets and monetary liabilities into Philippine peso amounts, the significant exchange rates applied are as follows:

	2018	2017
USD	52.58	49.93
SGD	38.47	37.32
GBP	66.73	67.12
EUR	60.31	59.61

The following table demonstrates sensitivity of cash flows due to changes in foreign exchange rates with all variables held constant.

	December 31, 2018	
	Percentage Increase (Decrease) in Foreign Exchange Rates	Effect in Income before Income Tax
USD	5%	P395,538 increase
SGD	3%	-
GBP	(6%)	-
EUR	1%	1,770 decrease

	December 31, 2017	
	Percentage Increase in Foreign Exchange Rates	Effect in Income before Income Tax
USD	5%	P15,630 decrease
SGD	7%	1,032 decrease
GBP	10%	5,981 decrease
EUR	9%	22,053 increase

Changes in foreign exchange rates are based on the average of the banks' forecasted closing exchange rates during the first quarter of the following calendar year. A movement in the opposite direction would increase/decrease income before income tax by the same amount, on the basis that all other variables remains constant.

Capital Risk Management

The Company's objectives, when managing capital, are to increase the value of stockholders' investment and maintain high growth by applying free cash flows to selective investments that would further the Company's worth. The Company sets strategies with the objective of establishing a versatile and resourceful financial management and capital structure.

The Company defines capital as paid-in capital stock, retained earnings and accumulated remeasurements on retirement benefits.

There were no changes in the Company's approach to capital management during the year.

The Chief Financial Officer has the overall responsibility for monitoring of capital in proportion to risk. Profiles for capital ratios are set in the light of changes in the Company's external environment and the risks underlying the Company's business operations and industry.

The Company is not subject to externally-imposed capital requirements.

20. Fair Values of Financial Instruments

Cash and Cash Equivalents, Trade and Other Receivables, Trade and Other Payables and Dividends Payable

The carrying amounts of the Company's cash and cash equivalents, trade and other receivables, trade and other payables (excluding statutory obligations and Output VAT) and dividends payable approximate their fair values due to the short-term maturities of these financial instruments.

Refundable Deposits

In the case of security deposits the difference between the carrying amounts and fair values is considered immaterial by management.

Loans and Advances from Parent Company

The estimated fair value of loans and advances from Parent Company is based on the present value of expected future cash flows using the applicable market rates for similar types of loans at reporting date. The difference between the carrying amount and fair value of loans and advances from Parent Company is considered immaterial by management.

21. Reconciliation Between the Opening and Closing Balances for Liabilities Arising from Financing Activities

The reconciliation of movements of liabilities to cash flows arising from financing activities in 2018 are as follow:

	December 31, 2018				
	Loans Payable	Accrued Interest	Advances from Parent Company	Dividends Payable	Total
Balances at beginning of year	P100,000,000	P76,507	P20,000,000	P50,000,000	P170,076,507
Payment of principal	(100,000,000)	-	(20,000,000)	-	(120,000,000)
Interest expense	-	809,191	-	-	809,191
Interest paid	-	(885,698)	-	-	(885,698)
Dividends declared	-	-	-	25,000,000	25,000,000
Balances at end of year	P -	P -	P -	P75,000,000	P75,000,000

	December 31, 2017				
	Loans Payable	Accrued Interest	Advances from Parent Company	Dividends Payable	Total
Balances at beginning of year	P -	P -	P50,000,000	P -	P50,000,000
Proceeds from loans payable	100,000,000	-	-	-	100,000,000
Payments of:					
Advances from Parent Company	-	-	(30,000,000)	-	(30,000,000)
Interest	-	(629,667)	-	-	(629,667)
Interest expense	-	706,174	-	-	706,174
Dividends declared	-	-	-	50,000,000	50,000,000
Balances at end of year	P100,000,000	P76,507	P20,000,000	P50,000,000	P170,076,507

22. Supplementary Information Required by the Bureau of Internal Revenue (BIR) Based on Revenue Regulations No.15-2010

In addition to the disclosures mandated under PFRS, and such other standards and/or conventions as may be adopted, companies are required by the BIR to provide in the notes to financial statements, certain supplementary information for the taxable year. The amounts relating to such supplementary information may not necessarily be the same with those amounts disclosed in the financial statements which were prepared in accordance with PFRS. The following are the tax supplementary information required for the taxable year ended December 31, 2018:

a. VAT

Output VAT	P106,991,317
Basis of the Output VAT:	
Vatable sales	P889,740,216
Sale to government	1,854,089
Zero-rated sales	31,157,172
Input VAT	
Beginning of the year	-
Current year's domestic purchases:	
a. Goods other than capital goods	7,041,416
b. Services lodged under other accounts	8,823,643
VAT on importations	73,916,011
Tax credits/payments and other adjustments	6,671,906
Balance at the end of the year	P10,538,341

b. Customs Duties

Landed cost of imports	P615,966,762
Customs duties paid or accrued	46,884,929
	P662,851,691

c. Excise Taxes

Imported excisable items	
a. Spirits	P125,064,721
b. Wines	7,837,534
	P132,902,255

d. Documentary Stamp Tax

On loan instruments	P9,555
On others	362,216
	P371,771

e. Withholding Taxes

Tax on compensation and benefits	P646,461
Expanded withholding taxes	1,975,107
	P2,621,568

f. All Other Taxes (Local and National)

<i>Other taxes paid during the year included under "Taxes and licenses" account under Operating Expenses</i>	
License and permit fees	P3,493,283
Others	98,318
	P3,591,601

g. Tax Cases

As at December 31, 2018, the Company is not involved in any tax cases and has not received deficiency tax assessments from the BIR.

Information on tariff fee paid or accrued are not applicable since the Company did not enter into transaction which will result to payment or accrual of such taxes.



R.G. Manabat & Co.
The KPMG Center, 9/F
6787 Ayala Avenue, Makati City
Philippines 1226
Telephone +63 (2) 885 7000
Fax +63 (2) 894 1985
Internet www.kpmg.com.ph
Email ph-inquiry@kpmg.com.ph

REPORT OF INDEPENDENT AUDITORS

The Board of Directors and Stockholders
Meritus Prime Distributions, Inc.
704 Federal Tower, Dasmariñas Street
Binondo, Manila

Report on the Audit of the Financial Statements

Opinion

We have audited the financial statements of Meritus Prime Distributions, Inc. (the "Company"), a wholly-owned subsidiary of Cosco Capital, Inc., which comprise the statements of financial position as at December 31, 2017 and 2016, and the statements of comprehensive income, statements of changes in equity and statements of cash flows for the years then ended, and notes, comprising significant accounting policies and other explanatory information.

In our opinion, the accompanying financial statements present fairly, in all material respects, the financial position of the Company as at December 31, 2017 and 2016, and its financial performance and its cash flows for the years then ended in accordance with Philippine Financial Reporting Standards (PFRS).

Basis for Opinion

We conducted our audits in accordance with Philippine Standards on Auditing (PSA). Our responsibilities under those standards are further described in the *Auditors' Responsibilities for the Audit of the Financial Statements* section of our report. We are independent of the Company in accordance with the Code of Ethics for Professional Accountants in the Philippines (Code of Ethics) together with the ethical requirements that are relevant to our audit of the financial statements in the Philippines, and we have fulfilled our other ethical responsibilities in accordance with these requirements and the Code of Ethics. We believe that the audit evidence we have obtained is sufficient and appropriate to provide a basis for our opinion.



Responsibilities of Management and Those Charged with Governance for the Financial Statements

Management is responsible for the preparation and fair presentation of the financial statements in accordance with PFRS, and for such internal control as management determines is necessary to enable the preparation of financial statements that are free from material misstatement, whether due to fraud or error.

In preparing the financial statements, management is responsible for assessing the Company's ability to continue as a going concern, disclosing, as applicable, matters related to going concern and using the going concern basis of accounting unless management either intends to liquidate the Company or to cease its operations, or has no realistic alternative but to do so.

Those charged with governance are responsible for overseeing the Company's financial reporting process.

Auditors' Responsibilities for the Audit of the Financial Statements

Our objectives are to obtain reasonable assurance about whether the financial statements as a whole are free from material misstatement, whether due to fraud or error, and to issue an auditors' report that includes our opinion. Reasonable assurance is a high level of assurance, but is not a guarantee that an audit conducted in accordance with PSA will always detect a material misstatement when it exists. Misstatements can arise from fraud or error and are considered material if, individually or in the aggregate, they could reasonably be expected to influence the economic decisions of users taken on the basis of these financial statements.

As part of an audit in accordance with PSA, we exercise professional judgment and maintain professional skepticism throughout the audit. We also:

- Identify and assess the risks of material misstatement of the financial statements, whether due to fraud or error, design and perform audit procedures responsive to those risks, and obtain audit evidence that is sufficient and appropriate to provide a basis for our opinion. The risk of not detecting a material misstatement resulting from fraud is higher than for one resulting from error, as fraud may involve collusion, forgery, intentional omissions, misrepresentations, or the override of internal control.
- Obtain an understanding of internal control relevant to the audit in order to design audit procedures that are appropriate in the circumstances, but not for the purpose of expressing an opinion on the effectiveness of the Company's internal control.
- Evaluate the appropriateness of accounting policies used and the reasonableness of accounting estimates and related disclosures made by management.
- Conclude on the appropriateness of management's use of the going concern basis of accounting and, based on the audit evidence obtained, whether a material uncertainty exists related to events or conditions that may cast significant doubt on the Company's ability to continue as a going concern. If we conclude that a material uncertainty exists, we are required to draw attention in our auditors' report to the related disclosures in the financial statements or, if such disclosures are inadequate, to modify our opinion. Our conclusions are based on the audit evidence obtained up to the date of our auditors' report. However, future events or conditions may cause the Company to cease to continue as a going concern.



- Evaluate the overall presentation, structure and content of the financial statements, including the disclosures, and whether the financial statements represent the underlying transactions and events in a manner that achieves fair presentation.

We communicate with those charged with governance regarding, among other matters, the planned scope and timing of the audit and significant audit findings, including any significant deficiencies in internal control that we identify during our audit.

**Report on the Supplementary Information Required Under Revenue Regulations
No. 15-2010 of the Bureau of Internal Revenue**

Our audit was conducted for the purpose of forming an opinion on the basic financial statements taken as a whole. The supplementary information in Note 21 to the financial statements is presented for purposes of filing with the Bureau of Internal Revenue and is not a required part of the basic financial statements. Such supplementary information is the responsibility of management. The supplementary information has been subjected to the auditing procedures applied in our audit of the basic financial statements. In our opinion, the supplementary information is fairly stated, in all material respects, in relation to the basic financial statements taken as a whole.

R.G. MANABAT & CO.

Maria Arleene C. Yu
MARIA ARLEENE C. YU

Partner

CPA License No. 0108855

Tax Identification No. 225-068-761

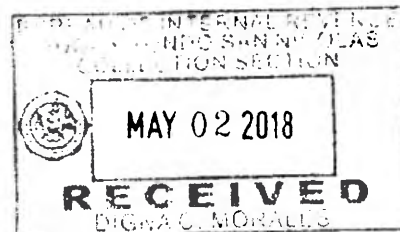
BIR Accreditation No. 08-002511-041-2018

Issued February 6, 2018, valid until February 5, 2021

PTR No. 6615158MD

Issued January 3, 2018 at Makati City

April 26, 2018
Makati City, Metro Manila



MERITUS PRIME DISTRIBUTIONS, INC.
(A Wholly-owned Subsidiary of Cosco Capital, Inc.)

STATEMENTS OF FINANCIAL POSITION

December 31

	Note	2017	2016
ASSETS			
Current Assets			
Cash and cash equivalents	4	P74,641,298	P90,606,580
Trade and other receivables - net	5	336,739,024	291,131,830
Inventories	6	624,566,976	763,042,860
Prepaid expenses and other current assets	7	242,202,868	43,985,020
Total Current Assets		1,278,150,166	1,188,766,290
Noncurrent Assets			
Property and equipment - net	8	3,021,269	3,138,451
Deferred income tax assets - net	17	998,783	710,376
Refundable deposits	9	842,310	1,430,887
Total Noncurrent Assets		4,862,362	5,279,714
		P1,283,012,528	P1,194,046,004

LIABILITIES AND EQUITY

Current Liabilities

Trade and other payables	10	P54,514,583	P61,833,426
Loans payable	11	100,000,000	-
Dividends payable		50,000,000	-
Advances from Parent Company	12	20,000,000	50,000,000
Income tax payable		7,051,346	21,214,032
Total Current Liabilities		231,565,929	133,047,458

Noncurrent Liabilities

Retirement benefits liability	16	1,491,441	1,158,421
Accrued rent expense	12	361,264	-
Total Noncurrent Liabilities		1,852,705	1,158,421

Total Liabilities

233,418,634 **134,205,879**

Equity

Capital stock	13	750,000,000	350,000,000
Stock dividends distributable	13	-	400,000,000
Retained earnings		299,491,129	309,737,360
Accumulated remeasurements on retirement benefits		102,765	102,765

Total Equity

1,049,593,894 **1,059,840,125**

P1,283,012,528 **P1,194,046,004**

See Notes to the Financial Statements.

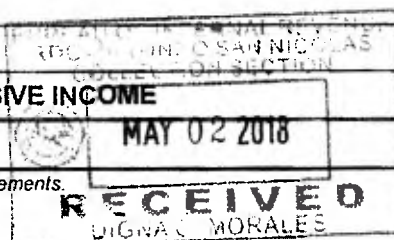


MAY 02 2018

MERITUS PRIME DISTRIBUTIONS, INC.
(A Wholly-owned Subsidiary of Cosco Capital, Inc.)
STATEMENTS OF COMPREHENSIVE INCOME

		Years Ended December 31	
	Note	2017	2016
NET SALES	12	P842,384,728	P979,877,868
COST OF GOODS SOLD	14	623,615,304	728,689,540
GROSS PROFIT		218,769,424	251,188,328
OPERATING EXPENSES			
Advertising		95,305,310	31,358,349
Freight out		14,656,127	4,910,283
Salaries and other employee benefits	16	12,239,810	11,832,702
Outside services		7,075,584	11,774,062
Taxes and licenses		6,872,986	3,411,158
Rent	15	5,532,900	921,436
Deficiency taxes		4,001,456	1,006,259
Insurance		2,901,488	3,331,183
Transportation and travel		2,745,949	4,167,098
Depreciation and amortization	8	1,410,780	1,179,697
Representation and entertainment		1,078,121	1,023,300
Management fee	12	-	30,000,000
Miscellaneous		2,108,402	1,885,295
		155,928,913	106,800,822
INCOME FROM OPERATIONS		62,840,511	144,387,506
OTHER INCOME (CHARGES) - Net			
Interest income	4	821,986	143,813
Bank charges		(102,936)	(86,407)
Interest expense	11, 12	(706,174)	(5,282,576)
Commission expense		(1,026,073)	(5,897,745)
Foreign exchange loss - net		(3,725,334)	(2,828,333)
		(4,738,531)	(13,951,248)
INCOME BEFORE INCOME TAX		58,101,980	130,436,258
PROVISION FOR INCOME TAX	17	18,348,211	39,377,660
NET INCOME		39,753,769	91,058,598
OTHER COMPREHENSIVE INCOME			
Item that will never be reclassified to profit or loss			
Remeasurement gain on retirement benefits	16	-	146,807
Income tax effect		-	(44,042)
		-	102,765
TOTAL COMPREHENSIVE INCOME		P39,753,769	P91,161,363

See Notes to the Financial Statements.



MERITUS PRIME DISTRIBUTIONS, INC.
(A Wholly-owned Subsidiary of Cosco Capital, Inc.)
STATEMENTS OF CHANGES IN EQUITY
FOR THE YEARS ENDED DECEMBER 31, 2017 AND 2016

	Capital Stock (Note 13)	Stock Dividends Distributable (Note 13)	Retained Earnings (Note 13)	Accumulated Remeasurements on Retirement Benefits (Note 16)	Total
As at December 31, 2015	P350,000,000	P -	P618,678,762	P -	P968,678,762
Net income for the year	-	-	91,058,598	-	91,058,598
Other comprehensive income for the year	-	-	-	102,765	102,765
Total comprehensive income	-	-	91,058,598	102,765	91,161,363
Transaction with the owners					
Stock dividends declared	-	400,000,000	(400,000,000)	-	-
As at December 31, 2016	350,000,000	400,000,000	309,737,360	102,765	1,059,840,125
Net income/total comprehensive income for the year	-	-	39,753,769	-	39,753,769
Transaction with owners					
Cash dividends declared	-	-	(50,000,000)	-	(50,000,000)
Stock issuances	400,000,000	(400,000,000)	-	-	-
Transactions with owners	400,000,000	(400,000,000)	(50,000,000)	-	(50,000,000)
As at December 31, 2017	P750,000,000	P -	P299,491,129	P102,765	P1,049,593,894

See Notes to the Financial Statements.

MERITUS PRIME DISTRIBUTIONS, INC.
(A Wholly-owned Subsidiary of Cosco Capital, Inc.)

STATEMENTS OF CASH FLOWS

		Years Ended December 31	
	Note	2017	2016
CASH FLOWS FROM OPERATING ACTIVITIES			
Income before income tax		P58,101,980	P130,436,258
Adjustments for:			
Depreciation and amortization	8	1,410,780	1,179,697
Interest expense	11, 12	706,174	5,282,576
Rent expense in excess of billings		361,264	-
Retirement benefits costs	16	333,020	1,305,228
Unrealized foreign exchange gain		(27,349)	(294,425)
Interest income	4	(821,986)	(143,813)
Operating income before working capital changes		60,063,883	137,765,521
Decrease (increase) in:			
Trade and other receivables		(45,607,194)	314,988,060
Inventories		138,475,884	311,313,476
Prepaid expenses and other current assets		(198,217,848)	181,237,990
Increase (decrease) in trade and other payables		(7,355,973)	4,314,085
Cash generated from (absorbed in) operations		(52,641,248)	949,619,132
Income taxes paid		(32,799,304)	(51,380,963)
Interest paid		(629,667)	(5,282,576)
Interest received		821,986	143,813
Net cash provided by (used in) operating activities		(85,248,233)	893,099,406
CASH FLOWS FROM INVESTING ACTIVITIES			
Additions to property and equipment	8	(1,293,598)	(1,080,892)
Increase in refundable deposits		588,577	558,319
Net cash used in investing activities		(705,021)	(522,573)
CASH FLOWS FROM FINANCING ACTIVITIES			
Proceeds from loans payable	11	100,000,000	-
Payments to:			
Advances from Parent Company		(30,000,000)	(431,000,000)
Loans payable	11	-	(390,000,000)
Dividends	13	-	(50,000,000)
Net cash provided by (used in) financing activities		70,000,000	(871,000,000)
EFFECT OF EXCHANGE RATE CHANGES ON CASH			
		(12,028)	(1,933)
NET INCREASE (DECREASE) IN CASH AND CASH EQUIVALENTS		(15,965,282)	21,574,900
CASH AND CASH EQUIVALENTS AT BEGINNING OF YEAR		90,606,580	69,031,680
CASH AND CASH EQUIVALENTS AT END OF YEAR	4	P74,641,298	P90,606,580

See Notes to the Financial Statements.

MERITUS PRIME DISTRIBUTIONS, INC.
(A Wholly-owned Subsidiary of Cosco Capital, Inc.)

NOTES TO THE FINANCIAL STATEMENTS

1. Reporting Entity

Meritus Prime Distributions, Inc. (the "Company") was incorporated and registered with the Philippine Securities and Exchange Commission (SEC) on February 17, 2010 to engage primarily in buying, selling, importing, exporting, manufacturing, repackaging, preparing, bottling, and distribution on wholesale of all kinds of wines, spirits, liquor's, beers and other alcoholic and non-alcoholic beverages and drinks. The Company started commercial operations on April 1, 2010.

The Company is a wholly-owned subsidiary of Cosco Capital, Inc. ("Cosco" or "Parent Company"), a company incorporated in the Philippines. Cosco is the ultimate Parent Company and its shares of stock are listed for trading at Philippine Stock Exchange (PSE).

The Company's registered office address is at Unit 704 Federal Tower, Dasmariñas St., Binondo, Manila.

2. Basis of Preparation

Statement of Compliance

The financial statements have been prepared in accordance with Philippine Financial Reporting Standards (PFRS). PFRS are based on International Financial Reporting Standards (IFRS) issued by the International Accounting Standards Board (IASB). PFRS which are issued by the Philippine Financial Reporting Standards Council (FRSC), consist of PFRS, Philippine Accounting Standards (PAS), and Philippine Interpretations based on the International Financial Reporting Interpretations Committee (IFRIC) interpretations.

The accompanying financial statements of the Company as at and for the years ended December 31, 2017 and 2016 were approved and authorized for issue by the Company's Board of Directors (BOD) on April 26, 2018.

Basis of Measurement

The financial statements have been prepared on the historical cost basis of accounting.

Functional and Presentation Currency

The financial statements are measured using the currency of the primary economic environment in which the Company operates. The financial statements are presented in Philippine peso, which is also the Company's functional currency. All amounts are rounded to the nearest peso, except when otherwise indicated.

Management's Use of Significant Judgments, Estimates and Assumptions

The Company's financial statements prepared in accordance with PFRS require management to exercise judgments, make accounting estimates and use assumptions that affect the application of accounting policies and the amounts reported in the financial statements at the reporting date. However, uncertainty about these estimates and assumptions could result in an outcome that could require a material adjustment to the carrying amount of the affected asset or liability in the future.

Accounting judgments, estimates and assumptions are continually evaluated and are based on historical experience and other factors, including expectations of future events that are believed to be reasonable under the circumstances. Revisions are recognized in the period in which the judgments and estimates are revised and in any future period affected.

Judgments

In the process of applying the Company's accounting policies, management has made the following judgments, apart from those involving estimation, which has the most significant effect on the amounts recognized in the financial statements.

Determination of the Company's Functional Currency

The Company considers factors, including but not limited to, the currency that mainly influences sales prices of its goods and costs of its products. Based on the economic substance of the underlying circumstances relevant to the Company, the functional currency has been determined to be the Philippine Peso. It is the currency that mainly influences the Company's operations.

Operating Lease - Company as a Lessee

The Company entered into various lease agreements for its office space and warehouses as a lessee. The Company has determined that the lessors retain all significant risks and rewards of ownership of these properties which are accounted for under operating leases.

Rent expense recognized in the profit or loss amounted to P5,532,900 and P921,436 in 2017 and 2016, respectively (see Note 15).

Estimates and Assumptions

The key estimates and assumptions used in the financial statements are based upon management's evaluation of relevant facts and circumstances of the date of the financial statements. Actual results could differ from such estimates.

Allowance for Impairment Losses on Receivables

The Company maintains an allowance for impairment losses at a level considered adequate to provide for potential uncollectible receivables. The level of this provision is evaluated by management on the basis of factors that affect the collectibility of the accounts. These factors include, but are not limited to, the length of the Company's relationship with the debtors, their payment behavior and known market factors. The Company reviews the age and status of receivables, and identified accounts that are to be provided with allowance on a regular basis. The amount and timing of recorded expenses for any period would differ if the Company made different judgments or utilized different methodologies. An increase in allowance for impairment losses would increase the Company's recorded operating expenses and decrease current assets.

Based on evaluation made by the management, no impairment indicator was noted on the Company's receivables in 2017 and 2016.

The carrying amount of receivables amounted to P336,739,024 and P291,131,830, net of allowance for impairment loss amounting to P1,503,922, as at December 31, 2017 and 2016, respectively (see Note 5).

Determination of Net Realizable Value (NRV) of Inventories

The Company's estimates of the NRV of inventories are based on the most reliable evidence available at the time the estimates are made, of the amount that the inventories are expected to be realized. These estimates consider the inventory obsolescence, physical deterioration, fluctuations of price or cost directly relating to events occurring after the end of the period to the extent that such events confirm conditions existing at the end of the period. A new assessment is made at NRV in each subsequent period. When the circumstances that previously caused inventories to be written down below cost no longer exist or when there is a clear evidence of an increase in NRV because of changes in economic circumstances, the amount of the write-down is reversed so that the new carrying amount is the lower of the cost and the revised NRV.

Management assessed that no allowance to write-down inventories to NRV was necessary as at December 31, 2017 and 2016 (see Note 6).

The cost of inventories amounted to P624,566,976 and P763,042,860 as at December 31, 2017 and 2016, respectively (see Note 6).

Estimation of Useful Lives of Property and Equipment

The Company estimates the useful lives of property and equipment based on the period over which these assets are expected to be available for use. The estimated useful lives of property and equipment are reviewed periodically and are updated if expectations differ from previous estimates due to asset utilization, internal technical evaluation, technological changes, environmental and anticipated use of the assets tempered by related industry benchmark information. It is possible that future financial performance could be materially affected by changes in these estimates brought about by changes in the factors mentioned. Any reduction in the estimated useful lives of the property and equipment would increase depreciation expense and decrease noncurrent assets.

The estimated useful lives of property and equipment are discussed in Note 3 to the financial statements. There is no change in the estimated useful lives of property and equipment in 2017 and 2016.

The carrying amount of property and equipment amounted to P3,021,269 and P3,138,451 as at December 31, 2017 and 2016, respectively (see Note 8).

Impairment of Non-financial Assets

The Company assesses at the end of each reporting period whether there is any indication that its non-financial assets which pertain to property and equipment are impaired. If any such indication exists, the Company estimates the recoverable amount of these assets. Determining the fair value of these non-financial asset which requires the determination of the future cash flows expected to be generated from the continued use and ultimate disposition of such assets, requires the Company to make estimates and assumptions that can materially affect the financial statements. Future events could cause management to conclude that these assets are impaired. Any resulting impairment loss could have a material adverse impact on the Company's financial position and financial performance. The preparation of the estimated future cash flows involves significant judgment and estimations. While management believes that the assumptions made are appropriate and reasonable, significant changes in management assumptions may materially affect the assessment of recoverable values and may lead to future additional impairment charges under PFRS.

No impairment loss was recognized for the non-financial assets in 2017 and 2016.

The carrying amount of property and equipment as at December 31, 2017 and 2016 amounted to 3,021,269 and P3,138,451, respectively (see Note 8).

Estimation of Retirement Benefits Liability and Expense

The cost of defined benefits retirement plans, as well as the present value of the defined benefits obligation, is determined using actuarial valuations. The actuarial valuations involves making various assumptions. These include the determination of the discount rates, future salary increases, mortality rates and future pension increases. Due to the complexity of the valuation, the underlying assumptions and its long-term nature, defined benefits obligations are highly sensitive to changes in these assumptions. All assumptions are reviewed at each reporting period. The Company has retirement benefits liability amounting to P1,491,441 and P1,158,421 as at December 31, 2017 and 2016, respectively (see Note 16).

Recognition of Deferred Income Tax Assets

The Company reviews its deferred income tax assets at each reporting date and reduces the carrying amount to the extent that is no longer probable that sufficient future taxable profits will be available to allow all or part of the deferred income tax assets to be utilized. The Company also reviews the expected timing and tax rates upon reversal of temporary differences and adjusts the impact on deferred income tax accordingly. The Company's assessment on the recognition of deferred income tax assets is based on the forecasted taxable income of the subsequent reporting periods. This forecast is based on the Company's past results and future expectations on revenues and expenses. While the Company believes that its assumptions are appropriate and reasonable, significant changes in these assumptions may materially affect the Company's assessment of the realizability of deferred income tax assets and may lead to future addition to the provision for deferred income tax.

The Company has recognized deferred income tax assets amounting to P998,783 and P710,376 as at December 31, 2017 and 2016, respectively (see Note 17).

Estimating Provisions and Contingencies

The Company, in the ordinary course of business, sets up appropriate provisions for its present legal or constructive obligations in accordance with its policies on provisions and contingencies. In recognizing and measuring provisions, management takes risks and uncertainties into account.

The Company does not have any contingent legal or constructive obligation that requires provision as at December 31, 2017 and 2016.

3. Summary of Significant Accounting Policies

The accounting policies set out below have been applied consistently to all years presented in these financial statements, except for the changes in accounting policies as explained below.

Adoption of Amendments to Standards

The Company has adopted the following relevant and applicable amendments to standards starting January 1, 2017 and accordingly, changed its accounting policies.

- *Disclosure Initiative (Amendments to PAS 7, Statement of Cash Flows)*. The amendments address financial statements users' requests for improved disclosures about an entity's net debt relevant to understanding an entity's cash flows. The amendments require entities to provide disclosures that enable users of financial statements to evaluate changes in liabilities arising from financing activities, including both changes arising from cash flows and non-cash changes - e.g., by providing a reconciliation between the opening and closing balances in the statement of financial position for liabilities arising from financing activities.

The Company provided a reconciliation between the opening and closing balances for liabilities arising from financing activities (see Note 20).

- *Recognition of Deferred Tax Assets for Unrealized Losses (Amendments to PAS 12 Income Taxes)*. The amendments clarify that:
 - the existence of a deductible temporary difference depends solely on a comparison of the carrying amount of an asset and its tax base at the end of the reporting period, and is not affected by possible future changes in the carrying amount or expected manner of recovery of the asset;
 - the calculation of future taxable profit in evaluating whether sufficient taxable profit will be available in future periods excludes tax deductions resulting from the reversal of the deductible temporary differences;
 - the estimate of probable future taxable profit may include the recovery of some of an entity's assets for more than their carrying amount if there is sufficient evidence that it is probable that the entity will achieve this; and
 - an entity assesses a deductible temporary difference related to unrealized losses in combination with all of its other deductible temporary differences, unless a tax law restricts the utilization of losses to deduction against income of a specific type.

The following amendment to standards are not expected to have impact on the Company's financial statements:

- Annual Improvements to PFRSs 2014 - 2016 Cycle - Clarification of the scope of the standard (Amendments to PFRS 12, *Disclosure of Interests in Other Entities*).

New Standards and Interpretations and Amendments to Standards Not Yet Adopted

A number of new standards and amendments to standards are effective for annual periods beginning after January 1, 2017. However, the Company has not applied the following relevant and applicable new or amended standards in preparing these financial statements.

Effective January 1, 2018

- *PFRS 9, Financial Instruments (2014)*. PFRS 9 (2014) replaces PAS 39, *Financial Instruments: Recognition and Measurement* and supersedes the previously published versions of PFRS 9 that introduced new classifications and measurement requirements (in 2009 and 2010) and a new hedge accounting model (in 2013). PFRS 9 includes revised guidance on the classification and measurement of financial assets, including a new expected credit loss model for calculating impairment, guidance on own credit risk on financial liabilities measured at fair value and supplements the new general hedge accounting requirements published in 2013. PFRS 9 incorporates new hedge accounting requirements that represent a major overhaul of hedge accounting and introduces significant improvements by aligning the accounting more closely with risk management.

The new standard is to be applied retrospectively for annual periods beginning on or after January 1, 2018 with early adoption permitted.

The adoption of PFRS 9 will have no significant impact on the classification and measurement of the Company's financial assets and financial liabilities at January 1, 2018. Further, future adoption of the new hedge accounting requirements will have no effect on the Company's financial statements since the Company has no transactions eligible for hedge accounting. However, the adoption will have an effect on the amount of the Company's credit losses. The management has not yet fully assessed the financial impact of these changes as of date.

- *PFRS 15, Revenue from Contracts with Customers* replaces PAS 11 *Construction Contracts*, PAS 18 *Revenue*, IFRIC 13 *Customer Loyalty Programmes* IFRIC 18, *Transfer of Assets from Customers* and SIC-31, *Revenue - Barter Transactions Involving Advertising Services*. The new standard introduces a new revenue recognition model for contracts with customers which specifies that revenue should be recognized when (or as) a company transfers control of goods or services to a customer at the amount to which the company expects to be entitled. Depending on whether certain criteria are met, revenue is recognized over time, in a manner that best reflects the company's performance, or at a point in time, when control of the goods or services is transferred to the customer. The standard does not apply to insurance contracts, financial instruments or lease contracts, which fall in the scope of other PFRS. It also does not apply if two companies in the same line of business exchange non-monetary assets to facilitate sales to other parties. Furthermore, if a contract with a customer is partly in the scope of another PFRS, then the guidance on separation and measurement contained in the other PFRS takes precedence.

The new standard is effective for annual periods beginning on or after January 1, 2018, with early adoption permitted.

The Company has an ongoing assessment of the application of PFRS 15 on the Company's financial statements.

- *Philippine Interpretation IFRIC-22 Foreign Currency Transactions and Advance Consideration*. The interpretation clarifies that the transaction date to be used for translation for foreign currency transactions involving an advance payment or receipt is the date on which the entity initially recognizes the prepayment or deferred income arising from the advance consideration. For transactions involving multiple payments or receipts, each payment or receipt gives rise to a separate transaction date. The interpretation applies when an entity pays or receives consideration in a foreign currency and recognizes a non-monetary asset or liability before recognizing the related item.

The interpretation is effective for annual periods beginning on or after January 1, 2018, with early adoption permitted.

The Company has an ongoing assessment of the application of IFRIC 22 on the Company's financial statements.

Effective January 1, 2019

- *PFRS 16, Leases* supersedes *PAS 17 Leases* and the related Philippine Interpretations. The new standard introduces a single lease accounting model for lessees under which all major leases are recognized on-balance sheet, removing the lease classification test. Lease accounting for lessors essentially remains unchanged except for a number of details including the application of the new lease definition, new sale-and-leaseback guidance, new sub-lease guidance and new disclosure requirements. Practical expedients and targeted reliefs were introduced including an optional lessee exemption for short-term leases (leases with a term of 12 months or less) and low-value items, as well as the permission of portfolio-level accounting instead of applying the requirements to individual leases. New estimates and judgmental thresholds that affect the identification, classification and measurement of lease transactions, as well as requirements to reassess certain key estimates and judgments at each reporting date were introduced.

PFRS 16 is effective for annual periods beginning on or after January 1, 2019. Earlier application is permitted for entities that apply PFRS 15 *Revenue from Contracts with Customers* at or before the date of initial application of PFRS 16.

Future adoption of the standards will result in the recognition of the right-of-use of asset, lease liability and additional disclosures. Management is still evaluating the financial impact of the new standard on the Company's financial statements as of the reporting period.

- *Philippine Interpretation IFRIC-23 Uncertainty over Income Tax Treatments* clarifies how to apply the recognition and measurement requirements in *PAS 12, Income Taxes* when there is uncertainty over income tax treatments. Under the interpretation, whether the amounts recorded in the financial statements will differ to that in the tax return, and whether the uncertainty is disclosed or reflected in the measurement, depends on whether it is probable that the tax authority will accept the Company's chosen tax treatment. If it is not probable that the tax authority will accept the Company's chosen tax treatment, the uncertainty is reflected using the measure that provides the better prediction of the resolution of the uncertainty - either the most likely amount or the expected value. The interpretation also requires the reassessment of judgements and estimates applied if facts and circumstances change - e.g., as a result of examination or action by tax authorities, following changes in tax rules or when a tax authority's right to challenge a treatment expires.

The interpretation is effective for annual periods beginning on or after January 1, 2019. Earlier application is permitted.

The following amendments to standards are not expected to have impact on the Company's financial statements:

- Transfers of Investment Property (Amendments to PAS 40, *Investment Property*);
- Classification and Measurement of Share-based Payment Transactions (Amendments to PFRS 2, *Share-based Payment*);
- Applying PFRS 9 with PFRS 4, *Insurance Contracts* (Amendments to PFRS 4);
- Annual Improvements to PFRS 2014 - 2016 Cycle:
 - Amendment to PFRS 1, *First-time Adoption of Philippine Financial Reporting Standards* - Deletion of short-term exemptions for first-time adopters; and
 - Amendment to PAS 28, *Investments in Associates and Joint Ventures* - Measuring an associate or joint venture at fair value;
- Prepayment Features with Negative Compensation (Amendments to PFRS 9); and
- Long-term Interests in Associates and Joint Ventures (Amendments to PAS 28).

Financial Instruments

Date of Recognition

The Company recognizes a financial asset or a financial liability in the statements of financial position when it becomes a party to the contractual provisions of the instrument. Purchases and sales of financial assets that require delivery of assets within the time frame established by regulation or convention in the marketplace are recognized on the settlement date.

Initial Recognition and Classification of Financial Instruments

Financial instruments are recognized initially at fair value. The initial measurement of financial instruments, except for those classified as financial assets at fair value through profit or loss (FVPL), includes transaction costs.

On initial recognition, the Company classifies its financial assets in the following categories: financial assets at FVPL, loans and receivables, held-to-maturity investments and available-for-sale financial assets. The classification depends on the purpose for which the investments are acquired and whether they are quoted in an active market. Financial liabilities on the other hand, are classified into the following categories: financial liabilities at FVPL and other financial liabilities. Management determines the classification of its financial assets and financial liabilities at initial recognition and, where allowed and appropriate, re-evaluates such designation at each reporting date.

Financial instruments are classified as liability or equity in accordance with the substance of the contractual arrangement. Interest, dividends, gains and losses relating to a financial instrument or a component that is a financial liability, are reported as expense or income. Distributions to holders of financial instruments classified as equity are charged directly to equity, net of any related income tax benefits.

As at December 31, 2017 and 2016, the Company's financial assets and financial liabilities consist of cash and cash equivalents, loans and receivables, and other financial liabilities.

'Day 1' Difference

Where the transaction price in a non-active market is different from the fair value from other observable current market transactions in the same instrument or based on a valuation technique whose variables include only data from observable market, the Company recognizes the difference between the transaction price and fair value (a 'Day 1' difference) in profit or loss unless it qualifies for the recognition as some other type of asset. In cases where use is made of data which is not observable, the difference between the transaction price and model value is only recognized in profit or loss when the inputs become observable or when the instrument is derecognized. For each transaction, the Company determines the appropriate method of recognizing the 'Day 1' difference amount.

Loans and Receivables

Loans and receivables are non-derivative financial assets with fixed or determinable payments that are not quoted in an active market. They arise when the Company provides money, goods or services directly to a debtor with no intention of trading the receivables. After initial measurement, loans and receivables are subsequently carried at cost or amortized cost using the effective interest method less any allowance for impairment. Amortized cost is calculated taking into account any discount or premium on acquisition and includes transaction costs and fees that are an integral part of the effective interest rate and transaction costs. Gains and losses are recognized in profit or loss when the loans and receivables are derecognized or impaired, as well as through the amortization process. Loans and receivables are classified as current assets if maturity is within 12 months from the balance sheet date or the normal operating cycle, whichever is longer. Otherwise, these are classified as noncurrent assets.

As at December 31, 2017 and 2016, the Company's loans and receivables include cash and cash equivalents, trade and other receivable and refundable deposits.

Cash includes cash on hand and in banks which are stated at face value. Cash equivalents are short-term, highly liquid investments that are readily convertible to known amounts of cash with original maturities of up to three months or less from dates of acquisition and are subject to an insignificant risk of change in value.

Other Financial Liabilities

This category pertains to financial liabilities that are not held for trading or not designated as at FVPL upon the inception of the liability. These include liabilities arising from operations or borrowings (e.g., payables, accruals). Other financial liabilities are initially recognized at fair value, plus directly attributable transaction costs. After initial recognition, interest-bearing loans and borrowings are subsequently measured at amortized cost using the effective interest method. Gains and losses are recognized in profit or loss when the liabilities are derecognized as well as through the amortization process. Financial liabilities are classified as current, except for maturities greater than 12 months after the reporting date. These are classified as noncurrent liabilities.

As at December 31, 2017 and 2016, the Company's other financial liabilities include trade and other payables (excluding statutory obligations), loans payable, dividends payable and advances from Parent Company.

Impairment of Financial Assets

The Company assesses, at each reporting date, whether a financial asset or group of financial assets is impaired. A financial asset or group of financial assets is deemed to be impaired if, and only if, there is objective evidence of impairment as a result of one or more events that have occurred after the initial recognition of the asset (an incurred "loss event") and that loss event (or events) has an impact on the estimated future cash flows of the financial asset or group of financial assets that can be reliably estimated. Evidence of impairment may include indications that the contracted parties or group of contracted parties is experiencing significant financial difficulty, default or delinquency in interest or principal payments, the probability that they will enter bankruptcy or other financial reorganization, and where observable data indicate that there is measurable decrease in the estimated future cash flows, such as changes in arrears or economic conditions that correlate with defaults.

Loans and Receivables

The Company first assesses whether objective evidence of impairment exists individually for financial assets that are individually significant or collectively for financial assets that are not individually significant. If there is objective evidence that an impairment loss on loans and receivables carried at amortized cost has been incurred, the amount of loss is measured as a difference between the asset's carrying amount and the present value of estimated future cash flows (excluding future credit losses that have not been incurred) discounted at the financial asset's original effective interest rate (i.e., the effective interest rate computed at initial recognition). The carrying amount of the asset shall be reduced through the use of an allowance account, and the amount of the loss shall be recognized in profit or loss.

If it is determined that no objective evidence of impairment exists for an individually assessed financial asset, whether significant or not, the asset is included in the group of financial assets with similar credit risk characteristics and that group of financial assets is collectively assessed for impairment. Assets that are individually assessed for impairment and for which an impairment loss is or continues to be recognized are not included in a collective assessment of impairment.

Loans and receivables, together with the related allowance, are written off when there is no realistic prospect of future recovery and all collateral has been realized. If, in subsequent period, the amount of the impairment loss decreases and the decrease can be related objectively to an event occurring after the impairment was recognized, the previously recognized impairment loss is reversed. Any subsequent reversal of an impairment loss is recognized in profit or loss, to the extent that the carrying amount of the asset does not exceed its amortized cost at the reversal date.

Derecognition of Financial Assets and Financial Liabilities

Financial Assets

A financial asset (or, where applicable a part of a financial asset or part of a group of similar financial assets) is derecognized where:

- the rights to receive cash flows from the asset have expired;
- the Company retains the right to receive cash flows from the asset, but has assumed an obligation to pay them in full without material delay to a third party under a "pass-through" arrangement; or
- the Company has transferred its rights to receive cash flows from the asset and either: (a) has transferred substantially all the risks and rewards of the asset; or (b) has neither transferred nor retained substantially all the risks and rewards of the asset, but has transferred control of the asset.

Where the Company has transferred its right to receive cash flows from an asset or has entered into a "pass-through" arrangement, and has neither transferred nor retained substantially all the risks and rewards of the asset nor transferred control of the asset, the asset is recognized to the extent of the Company's continuing involvement in the asset. Continuing involvement that takes the form of a guarantee over the transferred asset is measured at the lower of the original carrying amount of the asset and the maximum amount of consideration that the Company could be required to repay.

Financial Liabilities

A financial liability is derecognized when the obligation under the liability is discharged, cancelled or has expired.

Where an existing financial liability is replaced by another from the same lender on substantially different terms, or the terms of an existing liability are substantially modified, such an exchange or modification is treated as a derecognition of the original liability and the recognition of a new liability, and the difference in the respective carrying amounts is recognized in profit or loss.

Offsetting Financial Instruments

Financial assets and financial liabilities are offset and the net amount reported in the statements of financial position if, and only if, there is a currently enforceable legal right to offset the recognized amounts and there is an intention to settle on a net basis, or to realize the asset and settle the liability simultaneously. This is not generally the case with master netting agreements, and the related assets and liabilities are presented gross in the statements of financial position.

Fair Value Measurement

Fair value is the price that would be received to sell an asset or paid to transfer a liability in an orderly transaction between market participants at the measurement date. The fair value measurement is based on the presumption that the transaction to sell the asset or transfer the liability takes place either in the principal market for the asset or liability, or in the absence of a principal market, in the most advantageous market for the asset or liability. The principal or the most advantageous market must be accessible to the Company.

The fair value of an asset or a liability is measured using the assumptions that the market participants would use when pricing the asset or liability, assuming that the market participants act in their economic best interest.

All assets and liabilities for which fair value is measured or disclosed in the financial statements are categorized within the fair value hierarchy, described as follows, based on the lowest level input that is significant to the fair value measurement as a whole:

- Level 1 - Quoted prices (unadjusted) market prices in active markets for identical assets or liabilities
- Level 2 - Inputs other than quoted prices included within level 1 that are observable for the assets or liability, either directly or indirectly
- Level 3 - Inputs for the asset or liability that are not based on observable market data.

For assets and liabilities that are recognized in the financial statements on a recurring basis, the Company determines whether transfers have occurred between Levels in the hierarchy by reassessing categorization (based on the lowest level input that is significant to the fair value measurement as a whole) at the end of each reporting period.

For the purpose of fair value disclosures, the Company has determined classes of assets and liabilities on the basis of the nature, characteristics and risks of the asset or liability and the level of the fair value hierarchy as explained above.

As at December 31, 2017 and 2016, no financial asset or liability was recognized at fair value. The Company has no other assets or liabilities with recurring and non-recurring fair value measurements.

Inventories

Inventories, which consist of wines and spirits, are valued at the lower of cost and net realizable value (NRV). Cost is comprised of purchase price, expenditure incurred in acquiring the inventories and other costs incurred in bringing them to their present location and condition. Cost is determined using the first-in, first-out method.

NRV represents the estimated selling price less costs to be incurred in marketing, selling and distribution. In determining the NRV, the Company considers any adjustment necessary to write-down inventories to NRV for slow-moving and near expiry products based on physical inspection and management evaluation.

Property and Equipment

Property and equipment are stated at cost less accumulated depreciation and amortization and any impairment in value. The initial cost of items of property and equipment consists of its purchase price, including import duties and any directly attributable costs of bringing the asset to its working condition and location for its intended use. Expenditures incurred after the fixed assets have been put into operation, such as repairs and maintenance and overhaul costs, are normally charged to profit or loss in the period the costs are incurred. In situations where it can be clearly demonstrated that the expenditures have resulted in an increase in the future economic benefits expected to be obtained from the use of an item of property and equipment beyond its originally assessed standard of performance, the expenditures are capitalized as an additional cost of the item of property and equipment.

Depreciation and amortization are computed on a straight-line basis over the estimated useful lives of the assets as follows:

	Number of Years
Transportation and delivery equipment	5
Furniture and fixtures	2
Office equipment	2
Leasehold improvements	3 or lease term, whichever is shorter

Depreciation and amortization of an item of property and equipment begins when it becomes available for use, i.e., when it is in the location and condition necessary for it to be capable of operating in the manner intended by management. Depreciation or amortization ceases at the earlier of the date that the item is classified as held for sale (or included in a disposal group that is classified as held for sale) in accordance with PFRS 5, *Noncurrent Assets Held for Sale and Discontinued Operations*, and the date the asset is derecognized.

The estimated useful lives and depreciation and amortization method are reviewed periodically to ensure that the periods and method of depreciation and amortization are consistent with the expected pattern of economic benefits from items of property and equipment.

Fully depreciated assets are retained in the accounts until they are no longer in use and no further depreciation is recognized in profit or loss. When assets are retired or otherwise disposed of, the cost and the related accumulated depreciation and amortization and any impairment in value are removed from the accounts and any resulting gain or loss is recognized in profit or loss.

Borrowing Costs

Borrowing costs are capitalized if they are directly attributable to the acquisition, construction or production of a qualifying asset. The capitalization of borrowing costs: (i) commences when the activities to prepare the asset are in progress and expenditures and borrowing costs are being incurred; (ii) is suspended during the extended periods in which active development, improvement and construction of the assets are interrupted; and (iii) ceases when substantially all the activities necessary to prepare the assets are completed. If the resulting carrying amount of the asset exceeds its recoverable amount, an impairment loss is recorded. Borrowing costs include interest charges and other costs incurred in connection with the borrowing of funds.

Other borrowing costs are recognized as expense in the period in which they are incurred.

Impairment of Non-financial Assets

The Company assesses, at end of each reporting period, whether there is indication that its non-financial assets which is property and equipment, may be impaired. If any such indication exists and where the carrying amount exceeds the estimated recoverable amount, the assets or the cash generating unit (CGU) are written down to their recoverable amounts. The recoverable amount of the non-financial assets is the greater of fair value less cost to sell and value-in-use. The fair value less cost to sell is the price that would be received to sell an asset in an ordinary transaction between market participants less cost to sell. In assessing value-in-use, the estimated future cash flows are discounted to their present value using a pre-tax discount rate that reflects current market assessments of the time value of money and the risks specific to the asset. For an asset that does not generate largely independent cash inflows, the recoverable amount is determined for the CGU to which the asset belongs. Impairment losses, if any, are recognized in profit or loss in those expense categories consistent with the function of the impaired asset.

A previously recognized impairment loss is reversed only if there has been a change in the estimates used to determine the asset's recoverable amount since the last impairment loss was recognized. If that is the case, the carrying amount of the asset is increased to its recoverable amount. The increase amount cannot exceed the carrying amount that would have been determined, net of depreciation and amortization, had no impairment loss been recognized for the asset in prior years. Such reversal is recognized unless the asset is carried at revalued amount, in which case the reversal is treated as a revaluation increase. After such a reversal, the depreciation and amortization charge is adjusted in future periods to allocate the asset's revised carrying amount on a systemic basis over its remaining useful life.

Capital Stock

Common stock is classified as equity. The proceeds from the issuance of common stock are presented in equity as capital stock to the extent of the par value of the issued and outstanding shares.

Retained Earnings

Retained earnings represent the cumulative balance of periodic net income or loss, dividend contributions, correction of prior year errors, effect of changes in accounting policy and other capital adjustments.

Dividends on Common Stock

Cash dividends on common stock are recognized as liability and deducted from equity when approved by the BOD of the Company. Stock dividends are distribution of earnings in the form of Company shares. When the stock dividends are declared, the amount of stock dividends are treated as transfers from retained earnings to common stock.

Dividends for the year that are approved after the balance sheet date are dealt with as an event after the reporting date.

Revenue Recognition

Revenue is recognized to the extent that it is probable that the economic benefits will flow to the Company and the amount of revenue can be reliably measured. The following specific recognition criteria must also be met before revenue is recognized:

Sales of Goods

Revenue from the sale of goods is measured at the fair value of the consideration received or receivable, net of value-added tax (VAT), returns, discounts, and rebates. Revenue is recognized when the significant risks and rewards of ownership have been transferred to the buyer, recovery of the consideration is probable, the associated costs and possible return of goods can be estimated reliably, and there is no continuing involvement with the goods. Transfer of risks and rewards of ownership coincide with the delivery of the products to the customers, under normal credit terms.

Interest Income

Interest income is recognized as it accrues, taking into account the effective yield on the asset.

Cost and Expense Recognition

Cost of goods sold is recognized when goods are shipped to the buyer. Expenses are recognized upon utilization of services or at the date they are incurred.

Expenses are also recognized when a decrease in future economic benefit related to a decrease in an asset or an increase in a liability that can be measured reliably has arisen. Expenses are recognized on the basis of a direct association between costs incurred and the earning of specific items of income; on the basis of systematic and rational allocation procedures when economic benefits are expected to arise over several accounting periods and the association can only be broadly or indirectly determined; or immediately when an expenditure produces no future economic benefits or when, and to the extent that future economic benefits do not qualify, or cease to qualify, for recognition as an asset.

Employee Benefits

Short-term Employee Benefits

Short-term employee benefits are expensed as the related service is provided. A liability is recognized for the amount expected to be paid if the Company has a present legal or constructive obligation to pay this amount as a result of the past service provided by the employee and the obligation can be estimated reliably.

Retirement Benefits Liability and Cost

The Company has an unfunded, non-contributory defined benefits retirement plan covering substantially all permanent, regular, full-time employees. The Company's obligation in respect of the defined benefits is calculated by estimating the amount of the future benefits that employees have earned in the current and prior periods, discounting that amount.

The calculation of defined benefits obligations is performed on a periodic basis by a qualified actuary using the projected unit credit method.

Remeasurements of the retirement benefits liability, which comprise of actuarial gains and losses, are recognized immediately in other comprehensive income. Such remeasurement are also immediately recognized in equity under "Accumulated remeasurements on retirement benefits". The Company determines the interest expense on the retirement benefits liability for the period by applying the discount rate used to measure the defined benefits obligation at the beginning of the annual period to the then retirement benefits liability, taking into account any changes in the retirement benefits liability during the period as a result of benefit payments, if any. Interest expense and other expenses related to defined benefits plans are recognized in profit or loss.

When the benefits of the plan are changed or when the plan is curtailed, the resulting change in benefit that relates to past service or gain or loss on curtailment is recognized immediately in profit or loss. The Company recognizes gains or losses on the settlement of defined benefits plans when the settlement occurs.

Leases

The determination of whether an arrangement is, or contains, a lease is based on the substance of the arrangement and requires an assessment of whether the fulfillment of the arrangement is dependent on the use of a specific asset or assets and the arrangement conveys a right to use the asset. A reassessment is made after the inception of the lease only if one of the following applies:

- (a) there is a change in contractual terms, other than a renewal or extension of the arrangement;
- (b) a renewal option is exercised or an extension is granted, unless the term of the renewal or extension was initially included in the lease term;
- (c) there is a change in the determination of whether fulfillment is dependent on a specific asset; or
- (d) there is a substantial change to the asset.

Operating Leases - Company as Lessee

Leases where the lessors retain substantially all the risks and benefits of ownership of the asset are classified as operating leases. Operating lease payments are recognized as expense in the profit or loss on a straight-line basis over the lease term. Associated costs such as maintenance and insurance are expensed as incurred.

Where a reassessment is made, lease accounting shall commence or cease from the date when the change in circumstances gives rise to the reassessment for scenarios (a), (c) or (d) above, and at the date of renewal or extension period for scenario (b).

Income Taxes

Current Income Tax

Current income tax assets and liabilities for the current and prior periods are measured at the amount expected to be recovered from or paid to the taxation authorities. The tax rates and tax laws used as basis to compute the amount are those that have been enacted or substantively enacted at the reporting date.

Deferred Income Tax

Deferred income tax is provided on all temporary differences at the reporting date between the tax bases of assets and liabilities and their carrying amounts for financial reporting purposes.

Deferred income tax liabilities are recognized for all taxable temporary differences. Deferred income tax assets are recognized for all deductible temporary differences, to the extent that it is probable that sufficient future taxable profits will be available against which the deductible temporary differences can be utilized.

The carrying amount of deferred income tax assets is reviewed at each reporting date and reduced to the extent that it is no longer probable that sufficient future taxable profits will be available to allow all or part of the deferred income tax assets to be utilized.

Deferred income tax assets and deferred income tax liabilities are measured at the tax rates that are expected to apply to the year when the asset is realized or the liability is settled, based on tax rates and tax laws that have been enacted or substantively enacted at the reporting date.

Deferred income tax assets and deferred income tax liabilities are offset, if a legally enforceable right exists to offset current income tax assets against current income tax liabilities and the deferred income taxes relate to the same taxable entity and the same taxation authority.

Deferred income tax relating to items recognized directly in equity is recognized in other comprehensive income. Deferred income tax items are recognized in correlation to the underlying transaction either in other comprehensive income or directly in equity.

Value-added Tax (VAT)

Revenues, expenses and assets are recognized net of the amount of VAT, except:

- where the VAT incurred on a purchase of assets or services is not recoverable from the taxation authority, in which case the VAT is recognized as part of the cost of acquisition of the asset or as part of the expense item as applicable; and
- receivables and payables that are stated with the amount of VAT included.

The net amount of tax recoverable from, or payable to, the taxation authority is included as part of "Prepaid expenses and other current assets" or "Trade and other payables" in the statements of financial position.

Related Party Transactions and Relationships

Related party relationships exist when the party has the ability to control, directly or indirectly, through one or more intermediaries, or exercise significant influence over the other party in making financial and operating decisions. Such relationships also exist between and/or among entities which are under common control with the reporting entity and its key management personnel, directors or stockholders. In considering each possible related party relationship, attention is directed to the substance of the relationship, and not merely to the legal form. Related parties may be individual or corporate entities.

Foreign Currency Transactions and Translation

Transactions in currencies other than Philippine peso are recorded at the rates of exchange prevailing on the dates of the transactions. Outstanding monetary assets and liabilities denominated in foreign currencies are translated using the closing exchange rate at the reporting date. All differences are taken to profit or loss. Non-monetary items that are measured in terms of historical cost in a foreign currency are translated using the exchange rates as at the dates of the initial transactions.

Provisions

Provisions are recognized when the Company has a present obligation (legal or constructive) as a result of a past event, it is probable (i.e., more likely than not) that an outflow of resources embodying economic benefits will be required to settle the obligation, and a reliable estimate can be made of the amount of the obligation. Where the Company expects some or all of the provision to be reimbursed, the reimbursement is recognized as a separate asset, but only when the reimbursement is virtually certain. The expense relating to any provision is presented in profit or loss, net of reimbursement. If the effect of the time value of money is material, provisions are discounted using the current pre-tax rate that reflects, where appropriate, the risks specific to the liability. Where discounting is used, the increase in the provision due to the passage of time is recognized as interest expense. Provisions are reviewed at each reporting date and adjusted to reflect the current best estimate.

Contingencies

Contingent liabilities are not recognized in the financial statements but are disclosed in the notes to the financial statements unless the outflow of resources embodying economic benefits is remote. Contingent assets are not recognized in the financial statements but disclosed in the notes to the financial statements when an inflow of economic benefits is probable.

Events After the Reporting Date

Post year-end events that provide additional information about the Company's position at the reporting date (adjusting events) are recognized in the financial statements. Post year-end events that are not adjusting events are disclosed in the notes to the financial statements when material.

4. Cash

This account consists of:

	Note	2017	2016
Cash on hand		P201,000	P195,200
Cash in banks	18	24,440,298	90,411,380
Cash equivalents	18	50,000,000	-
		P74,641,298	P90,606,580

Cash in banks earns interest at the respective bank deposit rates. Cash equivalents are money market placements made for varying period up to three (3) months, and earn interest at a money market placement rate of 3.75% in 2017.

Interest income recognized in profit or loss amounted to P821,986 and P143,813 in 2017 and 2016, respectively.

5. Trade and Other Receivables

This account consists of:

	<i>Note</i>	2017	2016
Trade:			
Related parties	12a	P238,999,476	P256,516,922
Third parties		69,433,925	31,126,642
Non-trade		29,398,431	4,973,856
Receivable from employees		411,114	18,332
		338,242,946	292,635,752
Less allowance for impairment losses on trade receivables		1,503,922	1,503,922
	18	P336,739,024	P291,131,830

The Company's trade receivables are non-interest-bearing and are generally on a 30 to 90-day credit term.

Non-trade receivables pertain to receivables from suppliers for the reimbursements of expenses made by the Company for brand promotions. These are non-interest-bearing and are generally on a 30-day credit term.

6. Inventories

This account consists of:

	<i>Note</i>	2017	2016
At cost			
Spirits		P569,082,470	P708,090,416
Wines		55,484,506	54,952,444
	14	P624,566,976	P763,042,860

Cost of goods sold recognized in profit or loss amounted to P623,615,304 and P728,689,540 in 2017 and 2016, respectively (see Note 14).

7. Prepaid Expenses and Other Current Assets

This account consists of:

	2017	2016
Advances to suppliers	P188,500,321	P43,236,546
Prepaid expenses:		
Duties and taxes	53,209,429	498,474
Other import charges	493,118	-
Others	-	250,000
	P242,202,868	P43,985,020

Advances to suppliers pertain to partial down payment made by the Company to suppliers and will be applied against future progress billings.

8. Property and Equipment

The movements and balances in this account are as follows:

	Transportation and Delivery Equipment	Furniture and Fixtures	Office Equipment	Leasehold Improvements	Total
Cost					
December 31, 2015	P8,265,843	P712,145	P409,637	P1,794,809	P11,182,434
Additions	928,571	98,214	54,107	-	1,080,892
December 31, 2016	9,194,414	810,359	463,744	1,794,809	12,263,326
Additions	955,894	241,071	96,633	-	1,293,598
Disposal	(1,196,857)	-	-	-	(1,196,857)
December 31, 2017	8,953,451	1,051,430	560,377	1,794,809	12,360,067
Accumulated Depreciation and Amortization					
December 31, 2015	5,166,955	589,900	393,514	1,794,809	7,945,178
Depreciation and amortization	1,049,876	91,153	38,668	-	1,179,697
December 31, 2016	6,216,831	681,053	432,182	1,794,809	9,124,875
Depreciation and amortization	1,234,930	124,470	51,380	-	1,410,780
Disposal	(1,196,857)	-	-	-	(1,196,857)
December 31, 2017	6,254,904	805,523	483,562	1,794,809	9,338,798
Carrying Amounts					
December 31, 2016	P2,977,583	P129,306	P31,562	P -	P3,138,451
December 31, 2017	P2,698,547	P245,907	P76,815	P -	P3,021,269

Depreciation and amortization expense for the years ended December 31, 2017 and 2016 were charged as part of operating expenses.

Fully depreciated property and equipment that are still being used by the Company have a total cost of P1,794,809 as at December 31, 2017 and 2016.

9. Refundable Deposits

This account consists of:

	<i>Note</i>	2017	2016
Security deposits	15	P687,852	P653,950
Container deposits		-	657,000
Others		154,458	119,937
	18	P842,310	P1,430,887

10. Trade and Other Payables

This account consists of:

	<i>Note</i>	2017	2016
Non-trade:	18		
Third parties		P28,599,993	P 9,697,704
Related parties	12	3,339,714	30,272,388
Trade	18	9,231,436	3,238,979
Accrued expenses	12c, 18	7,350,043	180,180
Output VAT - net		4,721,990	13,496,826
Statutory obligations		764,925	4,910,759
Others	18	506,482	36,590
		P54,514,583	P61,833,426

Trade payables are non-interest-bearing and are generally on a 30 to 60-day payment term.

Non-trade payables are amounts owed to non-trade suppliers such as manpower agencies, freight companies and other non-trade transactions. These are non-interest-bearing and are generally on a 30-day payment term.

Accrued expenses consist mainly of accruals for utilities, rent, interest and other operating charges.

11. Loans Payable

This account pertains to unsecured, peso-denominated loans from various local banks with maturities of less than one (1) year and bear fixed annual interest of 2.875% in 2017 and were intended to finance the Company's working capital requirements.

In 2016, the Company paid its loan which amounted to P390,000,000 from various local banks with maturities of less than one (1) year which bear fixed annual interest ranging from 2.375% to 2.600%.

Interest expense recognized in profit or loss relating to these loans amounted to P555,674 and P813,076 in 2017 and 2016, respectively.

12. Related Party Transactions

Transactions and account balances with related parties as at and for the years ended December 31 are as follows:

Category	Year	Note	Transactions During the Year	Outstanding Balance			Terms	Conditions
				Trade Receivables	Advances from Parent Company	Nontrade Payable		
Parent Company								
• Advances	2017	12c	P -	P -	P20,000,000	P -	2 years from the time of availment	Unsecured
	2016	12c	-	-	50,000,000	-	Fixed annual interest rate of 1.8% on the outstanding balance	Unsecured
• Interest	2017	11, 12c	150,500	-	-	-	Due and demandable	Unsecured
	2016	11, 12c	4,469,500	-	-	-		
• Management fee	2016	12d	30,000,000	-	-	30,000,000		Unsecured
Entities under Common Control								
• Sale of goods	2017	6, 12a	493,533,242	238,999,476	-	-	30 days credit term; non-interest bearing	Unsecured; no impairment
	2016	6, 12a	587,280,749	256,516,922	-	-	Payable monthly	
• Rent expense	2017	12b	5,171,636	-	-	-		
	2016	12b	900,000	-	-	91,250		
• Advances	2017	10, 13e	3,339,714	-	-	-		
	2016	10, 13e	181,138	-	-	-		
	2017			P238,999,476	P20,000,000	P3,339,714		
	2016			P256,516,992	P50,000,000	P30,272,388		

- In the normal course of business, the Company distributes wines and liquors to entities under common control.
- The Company entered into lease agreements with an entity under common control for its office space and warehouse (see Note 16).
- The Company received cash advances from its Parent Company in a form of promissory notes. These advances earn fixed annual interest rate of 1.8% with maturities of two (2) years.
- The Company pays management fee to its Parent Company for the management consultancy and financial services provided by the Parent Company.
- Cash advances extended from entities under common control for working capital requirements.
- There is no key management compensation since the key management roles are functionally domiciled under CosCo.

Amounts owed by and owed to related parties are to be settled in cash.

13. Equity

Capital Stock

The movements and balances of this account as at December 31, 2017 and 2016 are follows:

	2017		2016	
	Number of Shares	Amount	Number of Shares	Amount
Authorized P100 par value	7,500,000	P750,000,000	3,500,000	P350,000,000
Issued and outstanding				
Balance at beginning of year	3,500,000	P350,000,000	2,100,000	P350,000,000
Stock issuances	4,000,000	400,000,000	-	-
Balance at end of year	7,500,000	P750,000,000	2,100,000	P350,000,000

Ordinary shares carry one vote per share and a right to dividends.

On December 8, 2016, the Company's BOD approved the increase in its authorized capital stock from P350,000,000 divided into 3,500,000 shares of common stock to P750,000,000 divided into 7,500,000 shares of common stock, both at P100 par value to accommodate the stock dividends declared as discussed below.

On July 5, 2017, the SEC approved the Company's increase in authorized capital stock. Upon approval of the increase in authorized capital stock, the stock dividends amounting to P540,000,000 were applied against the increase in authorized capital stock and the related shares were issued.

Declaration of Dividends

Cash Dividends

On November 28, 2017, the Company's BOD approved the declaration of cash dividends of P6.67 per share or an aggregate amount of P50,000,000, payable to stockholders of record as of the same date.

Stock Dividends

On December 8, 2016, the Company's BOD approved the declaration of stock dividends P190.48 per share or an aggregate amount of P400,000,000, distributable to stockholders of record as of the same date. Accordingly, the stock dividends declared have been presented as stock dividends distributable in the equity section of the 2016 statement of financial position and statement of changes in equity.

14. Cost of Goods Sold

This account consists of:

	Note	2017	2016
Inventory at beginning of year		P763,042,860	P1,074,356,336
Add: Net purchases		485,139,420	417,376,064
Total goods available for sale		1,248,182,280	1,491,732,400
Less: Inventory at end of year	7	624,566,976	763,042,860
		P623,615,304	P728,689,540

15. Operating Lease Agreements

Company as Lessee

- a. The Company entered into a lease agreement with an entity under common control for office space. The term of the lease is for a period of three (3) years from January 1, 2016 to December 31, 2018, renewable by mutual agreements of both parties. The lease has an annual escalation rate of 5%.
- b. The Company entered into a lease agreement with an entity under common control for a warehouse. The term of the lease is for a period of five (5) years from January 1, 2016 to December 31, 2020. The lease has an annual escalation rate of 5%.
- c. The Company entered into a lease agreement with a third party for a warehouse with a lease term of three (3) years commencing on July 1, 2015 to June 30, 2017. The lease agreement was renewed for another three (3) years from July 1, 2017 to June 30, 2020.

The lease agreements provides for, among others, security deposits amounting to P687,852 and P653,950 as at December 31, 2017 and 2016, respectively, which are shown under "Refundable deposits" in the statements of financial position (see Note 9).

Total rent expense on the above-mentioned lease agreements recognized in profit or loss amounted to P5,532,900 and P921,436 in 2017 and 2016, respectively.

Future minimum lease payments under non-cancellable operating leases as at December 31 are as follows:

	2017	2016
Within one year	P3,317,307	P3,218,843
One year but not more than five years	6,984,953	7,789,238
	P10,302,260	P11,008,081

16. Retirement Benefits

The Company has an unfunded, non-contributory, defined benefits retirement plan covering all of its regular, full-time employees. Costs are determined in accordance with the actuarial studies made for the plan. Under the plan, the employees are entitled to retirement benefits equivalent to an amount computed based on Republic Act No. 7641, *Retirement Pay Law*, equivalent to one-half month's salary for every year of service, with six months or more of service considered as one year.

Costs are determined in accordance with the actuarial studies made for the plan. Annual cost is determined using the projected unit credit method. The Company's latest actuarial valuation date is December 31, 2016.

The succeeding tables summarize the components of retirement benefits cost under a defined benefits retirement plan recognized in profit or loss and the amount of retirement benefits liability recognized in the statements of financial position.

	2017	2016
Balance at beginning of year	P1,158,421	P -
Recognized in profit or loss		
Interest cost	62,323	48,230
Current service cost	270,697	270,697
Past service cost	-	986,301
	333,020	1,305,228
Recognized in other comprehensive income		
Actuarial gain arising from:		
Financial assumptions	-	(106,915)
Experience adjustments	-	(39,892)
	-	(146,807)
Balance at end of year	P1,491,441	P1,158,421

The retirement benefits costs is recognized as part of "Salaries and other employee benefits" under Operating Expenses in the statements of comprehensive income.

The plan exposes the Company to actuarial risks such as interest rate risk, longevity risk and salary risk as follows:

Interest Risk

The present value of the defined benefits obligation is calculated using a discount rate determined by reference to market yields to government bonds. Generally, a decrease in the interest rate of a reference government bonds will increase the plan obligation.

Longevity and Salary Risks

The present value of the defined obligation is calculated by reference to the best estimate of the mortality of the plan participants both during and after their employment and to their future salaries. Consequently, increases in the life expectancy and salary of the plan participants will result in an increase in the plan obligation.

The principal actuarial assumptions used to determine retirement benefits in 2017 and 2016 are as follows:

Discount rate	5.38%
Future salary increases	3.00%

Assumptions for mortality and disability rates are based on published statistics and mortality and disability tables.

The weighted average duration of defined benefits obligation is 18 years as at December 31, 2017 and 2016.

As at December 31, the reasonably possible changes to one of the relevant actuarial assumptions, while holding all other assumptions constant, would have affected the defined benefits liability by the amounts below:

	2017		2016	
	Defined Benefit Liability		Defined Benefit Liability	
	1 Percent Increase	1 Percent Decrease	1 Percent Increase	1 Percent Decrease
Discount rate	(P95,154)	P65,325	(P185,263)	P231,575
Salary increase rate	59,658	(29,829)	221,618	(181,251)

Although the analysis does not take into account the full distribution of cash flows expected under the plan, it does provide an approximation of the sensitivity of the assumption shown.

It should be noted that in the event a benefit claim arises under that plan, the benefit shall be due and payable from the Company.

Funding Arrangements

The plan is unfunded and non-contributory. Benefit claims under the defined benefits retirement obligation are paid directly by the Company when they become due.

Asset-Liability Matching (ALM)

The Company does not perform any ALM study. The Company has no plan assets to match against liabilities under the retirement obligation.

Maturity analysis of the benefit payments is as follows:

	December 31, 2016				
	Carrying Amount	Contractual Cash Flows	Within 1 Year	Within 1-5 Years	More than 5 Years
Retirement benefits liability	P1,158,421	P879,217	P -	P -	P879,217

17. Income Taxes

The components of provision for income tax are shown below:

	2017	2016
Current	P18,636,618	P39,428,024
Deferred	(288,407)	(50,364)
	P18,348,211	P39,377,660

The reconciliation of the provision for income tax computed at the statutory income tax rate and the provision for income tax shown in profit or loss for the years ended December 31 is as follows:

	2017	2016
Income before income tax	P58,101,980	P130,436,258
Provision for income tax at the statutory income tax rate of 30%	P17,430,594	P39,130,877
Additions to (reductions from) income taxes resulting to the tax effects of:		
Non-deductible expenses	1,164,213	289,927
Interest income subjected to final tax	(246,596)	(43,144)
Provision for income tax	P18,348,211	P39,377,660

The components of the Company's net deferred income tax assets are as follows:

	2017	2016
Allowance for impairment losses on trade receivables	P451,177	P451,177
Retirement benefits liability	447,432	347,526
Accrued rent expense	108,379	-
Unrealized foreign exchange gain - net	(8,205)	(88,327)
	P998,783	P710,376

The movements of net deferred income tax assets are accounted for as follows:

	2017	2016
Amount charged to profit or loss	P288,407	(P50,364)
Amount charged to OCI relating to remeasurement on defined benefits plan	-	44,042
Increase (decrease) in net deferred income tax assets	P288,407	(P6,322)

18. Financial Risk and Capital Management, Objectives and Policies

Objectives and Policies

The BOD has overall responsibility for the establishment and oversight of the Company's risk management framework. The BOD has delegated to the management the responsibility of developing and monitoring the Company's risk management policies.

The Company's risk management policies are established to identify and analyze the risks faced by the Company, to set appropriate risk limits and controls, and to monitor risks and adherence to limits. Risk management policies and systems are reviewed regularly to reflect changes in market conditions and the Company's activities. The Company, through its training and management standards and procedures, aims to develop a disciplined and constructive control environment, in which all employees understand their roles and obligations.

The BOD oversees how management monitors compliance with the Company's risk management policies and procedures and reviews the adequacy of the risk management framework in relation to the risks faced by the Company.

The Company has exposure to the following risks from its use of financial instruments:

- Credit Risk
- Liquidity Risk
- Market Risk

This note presents information about the Company's exposure to each of the above risks, the Company's objectives, policies and processes for measuring and managing risks, and the Company's management of capital.

Risk Management Framework

The Company's overall risk management program seeks to minimize potential adverse effects on the financial performance of the Company. The policies for managing specific risks are summarized below:

Credit Risk

Credit risk represents the risk of loss the Company would incur if credit customers and counterparties fail to perform their contractual obligations. The Company's credit risk arises from the Company's use of its financial assets. Credit risk management involves entering into financial transactions only with counterparties with acceptable credit rating.

The carrying amount of financial assets represents the maximum credit exposure. The maximum exposure to credit risk as at December 31 is as follows:

	Note	2017	2016
Cash in banks and cash equivalents	4	P74,440,298	P90,411,380
Trade and other receivables - net	5	336,739,024	291,131,830
Refundable deposits	9	842,310	1,430,887
		P412,021,632	P382,974,097

As at December 31, 2017 and 2016, the aging per class of financial assets is as follows:

December 31, 2017					
Neither Past Due nor Impaired	Past Due			Past Due and Impaired	Total
	1 to 30 Days	31 to 120 Days			
Cash in banks and cash equivalents	P74,440,298	P -	P -	P -	P74,440,298
Trade and other receivables	205,627,540	79,683,036	49,924,526	1,503,922	336,739,024
Refundable deposits	842,310	-	-	-	842,310
	P280,910,148	P79,683,036	P49,924,526	P1,503,922	P412,021,632

December 31, 2016					
Neither Past Due nor Impaired	Past Due			Past Due and Impaired	Total
	1 to 30 Days	31 to 120 Days			
Cash in banks	P90,411,380	P -	P -	P -	P90,411,380
Trade and other receivables	277,849,439	2,961,103	8,817,366	1,503,922	291,131,830
Refundable deposits	1,430,887	-	-	-	1,430,887
	P369,691,706	P2,961,103	P8,817,366	P1,503,922	P382,974,097

Based on the historical default rates, the Company believes that no impairment allowance is necessary in respect of trade receivables past due but not impaired because such accounts relate to customers that have good payment records with the Company. On the other hand, the Company believes that no impairment loss is necessary in respect of other receivables since they are neither past due nor impaired.

The Company's policy is to enter into transactions with a diversity of credit worthy parties to mitigate any significant concentration of credit risk. There is no significant concentration of credit risk within the Company.

As at December 31, 2017 and 2016, the Company does not expect any counterparty, other than trade customers, to fail to meet its obligations, thus, related risk is deemed to be insignificant.

Credit Risk Concentration. The Company's exposure to credit risk arises from default of counterparty. Generally, the maximum credit risk exposure of receivables is its carrying amount without considering collaterals or credit enhancements, if any. The Company has no significant concentration of credit risk since the Company deals with a large number of customers. The Company does not execute any credit guarantee in favor of any counterparty.

Credit Quality. In monitoring and controlling credit extended to counterparty, the Company adopts a comprehensive credit rating system based on financial and non-financial assessments of its customers. Financial factors being considered comprised of the financial standing of the customer while the nonfinancial aspects include but are not limited to the assessment of the customer's nature of business, management profile, industry background, payment habit and both present and potential business dealings with the Company.

The credit quality of the Company's financial assets as at December 31, 2017 and 2016 are as follows:

	December 31, 2017			Total
	High Grade	Standard Grade	Substandard Grade	
Cash in banks and cash equivalents	P74,440,298	P -	P -	P74,440,298
Trade and other receivables - net	-	205,627,539	131,111,485	336,739,024
Refundable deposits	842,310	-	-	842,310
Total	P75,282,608	P205,627,539	P131,111,485	P412,021,632

	December 31, 2016			Total
	High Grade	Standard Grade	Substandard Grade	
Cash in banks	P90,411,380	P -	P -	P90,411,380
Trade and other receivables - net	-	277,849,439	13,282,391	291,131,830
Refundable deposits	1,430,887	-	-	1,430,887
Total	P91,842,267	P277,849,439	P13,282,391	P382,927,097

High grade receivables pertain to those receivables from clients or customers that consistently pay before the maturity date. *Standard grade* receivable includes those that are collected on their due dates event without an effort from the Company to follow them up while receivables which are collected on their due dates provided that the Company made a persistent effort to collect them are included under *Substandard grade* receivables. Past due receivables and advances include those that are either past due but still collectible or determined not to be individually impaired.

- a. Cash in banks and cash equivalents - the credit risk of this financial instrument is considered negligible since the counterparties are reputable entities with high quality external credit ratings based on the nature of the counterparty and the Company's internal rating system.
- b. Receivables - the credit quality is standard grade for these financial instruments with satisfactory financial capability and credit standing but with some elements of risks where certain measure of control is necessary to mitigate the risk of default. The credit quality for receivables with provision is substandard grade since constant reminder follow-ups are performed to collect accounts from customers. Adequate allowance for impairment losses on receivables are made for potential bad debts at each reporting date (Note 5).
- c. Refundable deposits - the credit quality is assessed to be as high grade since these security deposits are refundable at the end of the lease term which is expected from a reputable service provider.

Liquidity Risk

Liquidity risk is the risk that the Company will not be able to meet its financial obligations as they fall due. The Company manages liquidity risk by maintaining a balance between continuity of funding and flexibility in operation. Treasury controls and procedures are in place to ensure that sufficient cash is maintained to cover daily operational and working capital requirements, as well as capital expenditures and debt service payments. Management closely monitors the Company's future and contingent obligations and sets up required cash reserves as necessary in accordance with internal requirements.

The following are contractual maturities of financial liabilities:

	As at December 31, 2017			
	Carrying Amount	Contractual Cash Flows	1 Year or Less	More than 1 Year
Financial Liabilities				
Trade and other payables*	P49,027,668	P49,027,668	P49,027,668	P -
Loans payable	100,000,000	100,239,583	100,239,583	-
Advances from Parent Company	20,000,000	20,365,000	20,365,000	-
Dividends payable	50,000,000	50,000,000	50,000,000	-
Total	P219,027,368	P219,632,251	P219,632,251	P -

*Excluding statutory obligations and Output VAT.

	As at December 31, 2016			
	Carrying Amount	Contractual Cash Flows	1 Year or Less	More than 1 Year
Financial Liabilities				
Trade and other payables*	P43,425,841	P43,425,841	P43,425,841	P -
Advances from Parent Company	50,000,000	50,912,500	50,912,500	-
Total	P93,425,841	P94,338,341	P94,338,341	P -

*Excluding statutory obligations and Output VAT.

It is not expected that the cash flows included in the maturity analysis could occur significantly earlier, or at significantly different amounts.

Market Risk

Market risk is the risk that changes in market prices, such as foreign exchange rates, interest rates and other market prices will affect the Company's income or the value of its holdings of financial instruments. The objective of market risk management is to manage and control market risk exposures within acceptable parameters, while optimizing the return. The Company is subject to various risks, including foreign currency risk and interest rate risk.

Interest Rate Risk

The Company's interest rate risk management policy centers on reducing the Company's exposure to changes in interest rates. Exposure to changes in market interest rates relate primarily to the Company's cash in banks, advances from Parent Company and loans payable.

As at December 31, 2017 and 2016, the interest rate profile of the Company's interest-bearing financial instruments is as follows:

	Note	2017	2016
Fixed Rate Financial Instruments			
Financial asset:			
Cash in banks and cash equivalents	4	P74,440,298	P90,411,380
Financial liabilities:			
Advances from Parent Company	12	(20,000,000)	(50,000,000)
Loans payable	11	(100,000,000)	-
		(120,000,000)	(50,000,000)
		P45,559,702	P40,411,380

The Company does not account for any fixed rate financial assets and financial liabilities at FVPL. Therefore, a change in interest rates at the reporting date would not affect profit or loss.

Foreign Currency Risk

Foreign currency risk is the risk that the fair value or future cash flows of a financial instrument will fluctuate because of changes in foreign exchange rates. The Company's exposure to foreign currency risk relates primarily to the Company's foreign currency-denominated monetary assets and liabilities. The currencies in which these transactions are primarily denominated are United States dollar (USD), Singaporean dollar (SGD), British pound (GBP) and Euro (EUR).

The following table shows the Company's foreign currency-denominated monetary assets and liabilities and their Philippine peso (PHP) equivalents as at December 31:

	December 31, 2017				PHP
	USD	SGD	GBP	EUR	Equivalent
Foreign Currency - Denominated Monetary Assets					
Cash in banks	22,896	-	-	-	1,143,207
Trade receivables	-	-	-	5,872	350,048
	22,896	-	-	-	1,493,255
Foreign Currency - Denominated Monetary Liabilities					
Trade payables	31,840	244	1,273	-	1,684,317
Net Foreign Currency-Denominated Monetary Assets (Liabilities)					
	(8,944)	(244)	1,273	5,872	(191,062)

	December 31, 2016			PHP Equivalent
	USD	SGD	EUR	
Foreign Currency - Denominated Monetary Assets				
Cash	23,482	-	-	1,169,697
Trade receivables	198,180	-	-	9,871,952
	221,662	-	-	11,041,649
Foreign Currency - Denominated Monetary Liabilities				
Trade payable	-	858	217,616	11,310,776
Net Foreign Currency - Denominated Monetary Assets (Liabilities)	221,662	(858)	(217,616)	(269,127)

In translating the foreign currency-denominated monetary assets and liabilities into Philippine peso amounts, the significant exchange rates applied are as follows:

	2017	2016
USD	49.93	49.81
SGD	37.32	34.35
GBP	67.12	60.87
EUR	59.61	51.84

The following table demonstrates sensitivity of cash flows due to changes in foreign exchange rates with all variables held constant.

	December 31, 2017	
	Percentage Increase in Foreign Exchange Rates	Effect in Income before Income Tax
USD	5%	P15,630 decrease
SGD	7%	1,032 decrease
GBP	10%	5,981 decrease
EUR	9%	22,053 increase

	December 31, 2016	
	Percentage Increase in Foreign Exchange Rates	Effect in Income before Income Tax
USD	1%	77,292 increase
SGD	5%	1,032 decrease
EUR	3%	236,907 decrease

Changes in foreign exchange rates are based on the average of the banks' forecasted closing exchange rates during the first quarter of the following calendar year. A movement in the opposite direction would increase/decrease income before income tax by the same amount, on the basis that all other variables remains constant.

Capital Risk Management

The Company's objectives, when managing capital, are to increase the value of stockholders' investment and maintain high growth by applying free cash flows to selective investments that would further the Company's worth. The Company sets strategies with the objective of establishing a versatile and resourceful financial management and capital structure.

The Company defines capital as paid-in capital stock and retained earnings.

There were no changes in the Company's approach to capital management during the year.

The Chief Financial Officer has the overall responsibility for monitoring of capital in proportion to risk. Profiles for capital ratios are set in the light of changes in the Company's external environment and the risks underlying the Company's business operations and industry.

The Company is not subject to externally-imposed capital requirements.

19. Fair Values of Financial Instruments

Cash and Cash Equivalents, Trade and Other Receivables, Trade and Other Payables and Dividends Payable

The carrying amounts of the Company's cash and cash equivalents, trade and other receivables, trade and other payables (excluding statutory obligations and Output VAT), dividends payable and loans payable approximate their fair values due to the short-term maturities of these financial instruments.

Refundable Deposits

In the case of security deposits the difference between the carrying amounts and fair values is considered immaterial by management.

Loans and Advances from Parent Company

The estimated fair value of loans and advances from Parent Company is based on the present value of expected future cash flows using the applicable market rates for similar types of loans at reporting date. The difference between the carrying amount and fair value of loans and advances from Parent Company is considered immaterial by management.

20. Reconciliation Between the Opening and Closing Balances for Liabilities Arising from Financing Activities

The reconciliation of movements of liabilities to cash flows arising from financing activities in 2017 are as follow:

	Loans Payable	Accrued Interest	Advances from Parent Company	Dividends Payable	Total
	P -	P -	P60,000,000	P -	P50,000,000
Balance at beginning of year					
Cash flow from financing activities					
Proceeds from availment of loans	100,000,000	-	-	-	100,000,000
Payment of principal	-	-	(30,000,000)	-	(30,000,000)
Interest expense	-	706,174	-	-	706,174
Interest paid	-	(629,667)	-	-	(629,667)
Dividends declared	-	-	-	50,000,000	50,000,000
	100,000,000	76,507	(30,000,000)	50,000,000	120,076,507
Balance at end of year	P100,000,000	P76,507	P20,000,000	P50,000,000	P170,076,507

**21. Supplementary Information Required by the Bureau of Internal Revenue (BIR)
Based on Revenue Regulations No.15-2010**

In addition to the disclosures mandated under PFRS, and such other standards and/or conventions as may be adopted, companies are required by the BIR to provide in the notes to the financial statements, certain supplementary information for the taxable year. The amounts relating to such supplementary information may not necessarily be the same with those amounts disclosed in the financial statements which were prepared in accordance with PFRS. The following are the tax supplementary information required for the taxable year ended December 31, 2017:

A. VAT

Output VAT	P97,093,784
Basis of the Output VAT:	
Vatable sales	P808,936,295
Zero-rated sales	33,269,865
Vatable receipts	178,568
Input VAT	
Beginning of the year	P -
Current year's domestic purchases:	
a. Goods other than capital goods	6,752,125
b. Services lodged under other accounts	7,699,413
VAT on importations	54,504,904
Claims for tax credit/refund and other adjustments	(68,956,442)
Balance at the end of the year	P -

B. Customs Duties and Tariff Fees

Landed cost of imports	P454,207,533
Customs duties paid or accrued	29,829,632
	P484,037,165

C. Excise Taxes

Imported excisable items	
a. Spirits	P104,664,086
b. Wines	9,614,791
	P114,278,877

D. Documentary Stamp Tax

On issuance of shares of stocks	P2,000,000
On loan instruments	345,863
On others	367,720
	P2,713,583

E. Withholding Taxes

Tax on compensation and benefits	P1,441,110
Creditable withholding taxes	1,653,178
	P3,094,288

F. All Other Taxes (Local and National)

<i>Other taxes paid during the year recognized under "Taxes and licenses" account under Operating Expenses</i>	
License and permit fees	P3,258,366
Others	901,037
	P4,159,403

G. Tax Cases

As at December 31, 2017, the Company is not involved in any tax cases nor has received deficiency tax assessments from the BIR.

Information on tariff fees, paid or accrual, are not applicable since the Company did not enter into transaction which will result to payment or accrual of such taxes.

ANNEX D"



REPUBLIC OF THE PHILIPPINES
SECURITIES AND EXCHANGE COMMISSION

SEC Building, EDSA, Greenhills
City of Mandaluyong, Metro Manila

COMPANY REG. NO. A199600988

**CERTIFICATE OF FILING
OF
AMENDED ARTICLES OF INCORPORATION**

KNOW ALL PERSONS BY THESE PRESENTS,

This is to certify that the amended articles of incorporation of the

PREMIER WINE AND SPIRITS, INC.

(Amending Article II thereof)

copy annexed, adopted on December 19, 2014 by majority vote of the Board of Directors and by the vote of the stockholders owning or representing at least two-thirds of the entire outstanding capital stock, and certified under oath by the Corporate Secretary and a majority of the Board of Directors of the corporation was approved by the Commission on this date pursuant to the provision of Section 16 of the Corporation Code of the Philippines, Batas Pambansa Bil. 68, approved on May 1, 1980, and copies thereof are filed with the Commission.

Unless this corporation obtains or already has obtained the appropriate Secondary License from this Commission, this Certificate does not authorize it to undertake business activities requiring a Secondary License from this Commission such as, but not limited to acting as broker or dealer in securities, government securities eligible dealer (GSED), investment adviser of an investment company, close-end or open-end investment company, investment house, transfer agent, commodity/financial futures exchange/broker/merchant, financing company and time shares/club shares/membership certificates issuers or selling agents thereof. Neither does this Certificate constitute as permit to undertake activities for which other government agencies require a license or permit.

IN WITNESS WHEREOF, I have set my hand and caused the seal of this Commission to be affixed to this Certificate at Mandaluyong City, Metro Manila, Philippines, this 9th day of January, Twenty-Fifteen.


FERDIAND B SALES

Director

Company Registration and Monitoring Department



COVER SHEET
COMPANY REGISTRATION AND MONITORING DEPARTMENT

Nature of Application

AAI

SEC Registration Number

A 1 9 9 6 0 0 9 8 8

Former Company Name

P R E M I E R W I N E A N D S P I R I T S , I N C .

AMENDED TO

New Company Name

Principal Office (No./Street/Barangay/City/Town) Province)

G A T E 1 , T A B A C A L E R A C O M P O U N D ,

9 0 0 R O M U A L D E Z S T . , P A C O , M A N I L A

COMPANY INFORMATION

Company's Email Address

Company's Telephone Number/s

Company's Facsimile Number/s

(02) 524-2117/524-2165

CONTACT PERSON INFORMATION

Name of Contact Person

Email Address

Telephone Number/s

Facsimile Number/s

Candy H. Dacanay-Datuon

candy.dacanay@gmail.com

(02) 523-3055

(02) 523-3055

Contact Person's Address

No. 900 Romualdez St., Paco, Manila

To be accomplished by CRMD Personnel

Assigned Processor

Date

Signature

Document I.D.

Received by Corporate Filing and Records Division (CFRD)

Forwarded to:

Corporate and Partnership Registration Division

Green Lane Unit

Financial Analysis and Audit Division

Licensing Unit

Compliance and Monitoring Division

AMENDED
ARTICLES OF INCORPORATION
OF
PREMIER WINE AND SPIRITS, INC.

KNOWN ALL MEN BY THESE PRESENTS:

We, all of legal age, majority of whom are citizens and residents of the Republic of the Philippines, have this day voluntarily associated ourselves together for the purpose of forming a corporation under the laws of the Philippines.

AND WE CERTIFY THAT

FIRST: The name of the said Corporation shall be

PREMIER WINE AND SPIRITS, INC.

SECOND: The purpose for which the Corporation is formed are:

PRIMARY

To engage in, conduct and carry on the business of buying, selling, distributing, marketing at wholesale insofar as may be permitted by law, all kinds of goods, commodities, wares and merchandise of every kind and description; to enter into all kinds of contracts for the export, import, purchase, acquisition, sale at wholesale and other disposition for its own account as principal or in representative capacity as manufacturer's representative, merchandise broker, indetor, commission merchant, factors or agents, upon consignment of all kinds of goods, wares, merchandise or products whether natural or artificial.

SECONDARY

1. To purchase, acquire, own, lease, sell and convey real properties such as buildings, factories and warehouses and machineries, equipment and other personal properties as may be necessary or incidental as to the conduct of the corporate business, and to pay in cash, shares of its capital stock, debentures and other evidence of indebtedness, or other securities, as may be deemed expedient, for any business or property acquired by the corporation.
2. To borrow money or raise money necessary to meet the financial requirements of its business by the issuance of bonds, promissory notes and other evidences of indebtedness, and to secure the repayment thereof by mortgage, pledge, deed of trust of lieu upon the properties of the corporation or to issue pursuant to law shares of its capital stock, debentures and other evidences of indebtedness in payment for properties acquired by the corporation or for money borrowed in the prosecution of its lawful business;
3. To invest and deal with the money and properties of the corporation in such manner as may from time to time be considered wise or expedient for the advancement of its interest and to sell, dispose of or transfer the business, properties and goodwill of the corporation or any part thereof for such consideration and under such terms as its shall see fit to accept.

JOSE ESTEBAN III

Filipino

[REDACTED]
[REDACTED]
[REDACTED]

SIXTH: That the number of directors of said corporation shall be seven (7) and that the names, nationalities and residences of the directors who are to serve until their successors are elected and qualified as provided by the by-laws are as follows:

<u>Name</u>	<u>Nationality</u>	<u>Residences</u>
ENRIQUE TEEHANKEE	Filipino	[REDACTED]
ARSENIO CABRERA, JR.	Filipino	[REDACTED] [REDACTED]
FLORENTINO M. HERRERA III	Filipino	[REDACTED] [REDACTED] [REDACTED]
ELSIE MARTHA COLOMBO	Filipino	[REDACTED] [REDACTED]
JOSE ESTEBAN III	Filipino	[REDACTED] [REDACTED] [REDACTED]
JP SANTAMARINA	Filipino	[REDACTED] [REDACTED]

SEVENTH: That the authorized capital stock of said corporation is ONE HUNDRED FIFTY MILLION Pesos (P150,000,000.00), Philippine Currency, and said capital stock is divided into ONE MILLION FIVE HUNDRED THOUSAND shares (1,500,000) with par value of ONE HUNDRED Pesos (P100.00) each. (As amended on November 26, 2012 by the Board and Directors and by the Stockholders of the Corporation.)

EIGHT: That the amount of said capital stock which has been actually subscribed is THIRTEEN MILLION FIVE HUNDRED THOUSAND PESOS (P13,500,000.00), and the following persons have subscribed for the number of shares and the amount of capital stock indicated opposite their respective name:

<u>Name</u>	<u>Citizenship</u>	<u>No. of Shares</u>	<u>Amount Subscribed</u>
ROBERT COLOMBO	American	1	100.00
EDWARD F. McDONNELL	American	1	100.00
EDWARD FRANCIS McDONNELL, JR.	American	1	100.00
FLORENTINO M. HERRERA III	Filipino	1	100.00
MA. LOURDES C. ESTEBANLAR	Filipino	1	100.00
EFM, INC.	Filipino	74,240	7,424,400.00
COLOMBO MERCHANTS PHILS, INC.	Filipino	6,750	675,000.00
JOSE ESTEBAN III	Filipino	1	100.00
JP SANTAMARINA	Filipino	1	100.00
ETC HOLDINGS, INC.	Filipino	53,996	5,399,600.00
Total		135,000	P13,500,000.00

NINTH: That the following persons have paid on the shares of capital stock for which they have subscribed, the amount set out after their respective names:

<u>Name</u>	<u>Amount Paid</u>
ROBERT COLOMBO	100.00
EDWARD F. McDONNELL	100.00
EDWARD FRANCIS McDONNELL, JR.	100.00
FLORENTINO M. HERRERA III	100.00
MA. LOURDES C. ESTEBANLAR	100.00
EFM, INC.	7,424,400.00
COLOMBO MERCHANTS PHILS, INC.	675,000.00
JOSE ESTEBAN III	100.00
JP SANTAMARINA	100.00
ETC HOLDINGS, INC.	5,399,600.00
Total	<u>P13,500,000.00</u>

TENTH: That no issuance or transfer of shares of stock corporation which would reduce the stock ownership of Filipino citizens to less than the percentage of the outstanding capital stock required by law to owned by Filipino citizens, shall be allowed or permitted to be recorded in the books of the corporation. This restrictions shall be printed or indicated in all certificates of stock to be issued by the corporation.

ELEVENTH: That MA. LOURDES ESTEBANLAR has been elected by the subscribers as Treasurer of the corporation to act as such until her successors is duly elected and shall have qualified in accordance with the by-laws; and that as such Treasurer, she has been authorized to receive for the corporation, and to issue in its name receipts for all, subscriptions paid in by the subscribers.

IN WITNESS WHEREOF, we have hereunto set out hands, this 3rd day of June, 1996 at the City of Makati, Philippines.

(Signed)
EDWARD F. McDONNELL

(Signed)
ROBERT COLOMBO

(Signed)
EDWARD FRANCIS McDONNELL, JR.

(Signed)
JOSE ESTEBAN III

(Signed)
FLORENTINO M. HERRERA III

Signed in the presences of:

(Signed)

(Signed)

ACKNOWLEDGEMENT

Republic of the Philippines)
City of Makati) S.S.

BEFORE ME, a Notary Public in and for Makati City, Philippines, this 03 Jun 1996 personally appeared:

Name
EDWARD G. McDONNELL

Res. Cert. No.
PP No. 015277047

Date & Place Issued
Oct. 21, 1994 – Washington, D.C. U.S.A.

EDWARD FRANCIS McDONNELL, JR.	120294103	Feb. 13, 1994 – Honolulu, Hawaii
FLORENTINO M. HERRERA III	14258614	March 3, 1996 – Makati
ROBERT COLOMBO	14246055	Feb. 29, 1996 – Makati
JOSE ESTEBAN III	14780797	Jan. 10, 1996 – Angeles City

all known to me and to me known to be the same persons who executed the foregoing Articles of Incorporation and they acknowledged to me that the same is their free and voluntary act and deed.

IN TESTIMONY WHEREOF, I have hereunto set my hand and affixed my notarial seal on the date and at the place first above-written.

(SIGNED)
ANGELITO D. BERNARDINO
NOTARY PUBLIC
UNTIL DECEMBER 31, 1997
PTR NO. 0276227-1-10-36-MAKATI CITY
IBP NO. 407263-1-9-96-RIZAL

Doc. No. 141
Page No. 30;
Book No. IV;
Series of 1996.

137015
96 JUN 19 P3:08

"ANNEX D-1"

BY - LAWS

OF

PREMIER WINE AND SPIRITS, INC.
Name of Corporation

ARTICLE I

SUBSCRIPTION, ISSUANCE AND TRANSFER OF SHARES

Section 1. Subscriptions - Subscribers to the capital stock of the corporation shall pay to the corporation the subscription value or price of the stock in accordance with the terms and conditions prescribed by the Board of Directors. Unpaid subscriptions shall not earn interest unless determined by the Board of Directors.

Section 2. Certificates - Each stockholder shall be entitled to one or more certificates for such fully paid stock subscription in his name in the books of the corporation. The certificates shall contain the matters required by law and the Articles of Incorporation. They shall be in such form and design as may be determined by the Board of Directors and numbered consecutively. The certificates, which must be issued in consecutive order, shall bear the signature of the President, manually countersigned by the Secretary or Assistant Secretary, and sealed with the corporate seal.

Section 3. Transfer of Shares - Subject to the restrictions, terms and conditions contained in the Articles of Incorporation, shares may be transferred, sold, ceded, assigned or pledged by delivery of the certificates duly indorsed by the stockholder, his attorney-in-fact, or other legally authorized person. The transfer shall be valid and binding on the corporation only upon record thereof in the books of the corporation, cancellation of the

certificate surrendered to the Secretary, and issuance of a new certificate to the transferee.

No shares of stock against which the corporation holds unpaid claim shall be transferable in the books of the corporation.

All certificates surrendered for transfer shall be stamped "Cancelled" on the face thereof, together with the date of cancellation, and attached to the corresponding stub with the certificate book.

Section 4. Lost Certificates — In case any certificate for the capital stock of the corporation is lost, stolen, or destroyed, a new certificate may be issued in lieu thereof in accordance with the procedure prescribed under Section 73 of the Corporation Code.

ARTICLE II

MEETINGS OF STOCKHOLDERS

Section 1. Regular Meetings — The regular meetings of stockholders, for the purpose of electing directors and for the transaction of such business as may properly come before the meeting, shall be held at the principal office on 2nd Tuesday of May
(Date of meeting)
of each year, if a legal holiday, then on the day following.

Section 2. Special Meeting — The special meetings of stockholders, for any purpose or purposes, may at any time be called by any of the following: (a) Board of Directors, at its own instance, or at the written request of stockholders representing a majority of the outstanding capital stock. b) President.

Section 3. Place of Meeting — Stockholders' meetings, whether regular or special, shall be held in the principal office of the corporation or at any place designated by the Board of Directors in the city or municipality where the principal office of the corporation is located.

Section 4. Notice of Meeting — Notices for regular or special meetings of stockholders may be sent by the Secretary by personal delivery or by mail at least two (2) weeks prior to the date of the meeting to each stockholder of record at his last known post office address or by publication in a newspaper of general circulation. The notice shall state the place, date and hour of the meeting, and the

purpose or purposes for which the meeting is called. In case of special meetings, only matters stated in the notice can be the subject of motions or deliberations at such meeting.

When the meeting of stockholders is adjourned to another time or place, it shall not be necessary to give any notice of the adjourned meeting if the time and place to which the meeting is adjourned are announced at the meeting at which the adjournment is taken. At the reconvened meeting, any business may be transacted that might have been transacted on the original date of the meeting.

Section 5. Quorum _ Unless otherwise provided by law, in all regular or special meeting of stockholders, a majority of the outstanding capital stock must be present or represented in order to constitute a quorum. If no quorum is constituted, the meeting shall be adjourned until the requisite amount of stock shall be present.

Section 6. Conduct of Meeting _ Meeting of the Stockholders shall be presided over by the Chairman of the Board, or in his absence, the President, or if none of the foregoing is in office and present and acting, by a chairman to be chosen by the stockholders. The Secretary, shall act as Secretary of every meetings, but if not present, the chairman of the meeting shall appoint a secretary of the meeting. The chairman of the meeting may adjourn the meeting from time to time, without notice other than announced at the meeting.

Section 7. Manner of Voting - At all meetings of stockholders, a stockholders may vote in person or by proxy executed in writing by the stockholders or his duly authorized attorney-in-fact. Unless otherwise provided in the proxy, it shall be valid only for the meeting at which it has been presented to the secretary.

All proxies must be in the hands of the the secretary before the time set for the meeting. Such proxies filed with the Secretary may be revoked by the stockholders either in an instrument in writing duly presented and recorded with the Secretary. prior to a scheduled meeting or by their personal presence at the meeting.

Section 8. Closing of Transfer Books of Fixing of Record Date - For the purpose of determining the stockholders entitled to notice of, or to vote at, any meeting of stockholders or any adjournment thereof or to receive payment of any

dividend, or of making a determination of stockholdres for any other proper purpose, the Board of Directors may provide that the stock and transfer books be closed for a started period, but not to exceed, in any case, twenty (20) days. If the stock and transfer books be closed for the purpose of determining stockholdres entitled to notice of, or to vote at, a meeting of stockholders, such books shall be closed for at least ten (10) working days immediately preceeding such meeting. In lieu of closing the stock and transfer books, the Board of Directors may fix in advance a date as the record date shall in no case be more than twenty (20) days prior to the date, on which the particular action requiring such determination of stockholders is to be taken, except in instance where applicable rules and regulations provided otherwise.

ARTICLE III

BOARD OF DIRECTORS

Section 1. Powers of the Board - Unless otherwise provided by law, the corporate powers of the corporation shall be exercised, all business conducted and all property of the corporation controlled and held by the Board of Directors to be elected by and from among the stockholders. Without prejudice to such general powers and such other powers as may be granted by law, the Board of Directors shall have the following express powers:

a) From time to time, to make and change rules and regulations not inconsistent with these by-laws for the management of the corporation's business and affairs;

b) To purchase, receive, take or otherwise acquire in any lawful manner, for and in the name of the corporation, any and all properties, rights, interest or privileges, including securities and bonds of other corporations, as the transaction of the business of the corporation may reasonably or necessarily require, for such consideration and upon such terms and conditions as the Board may deem proper or convenient.

c) To invest the funds of the corporation in another corporation or business or for any other purposes other than those for which the corporation was organized, whenever in the judgment of the board of Directors the interests of the corporation would thereby be promoted, subject to such stockholders' approval as may be required by law;

d) To incur such indebtedness as the Board may deem necessary and, for such purpose, to make and issue evidence of such indebtedness including, without limitation, notes, deeds of trust, instruments, bonds, debentures, or securities, subject to such stockholder approval as may be required by law, and/or pledge, mortgage, or otherwise encumber all or part of the properties and rights of the corporation;

e) To guarantee, for and in behalf of the corporation obligations of other corporations or entities in which it has lawful interest;

f) To make provisions of the discharge of the obligations of the corporation as they mature, including payment for any property, or in stocks, bonds, debentures, or other securities of the corporation lawfully issued for the purpose;

g) To sell, lease, exchange, assign, transfer or otherwise dispose of any property, real or personal, belonging to the corporation whenever in the Board's judgment, the corporation's interest would thereby be promoted;

h) To establish pension, retirement, bonus, profit-sharing, or other types of incentives or compensation plans for the employees, including officers and directors of the corporation and to determine the persons to participate in any such plans and the amount of their respective participations;

i) To prosecute, maintain, defend, compromise or abandon any lawsuit in which the corporation or its officers are either plaintiffs or defendants in connection with the business of the corporation, and likewise, to grant installments for the payments or settlement of whatsoever debts are payment to the corporation;

j) To delegate, from time to time, any of the powers of the Board which may lawfully be delegated in the course of the current business or businesses of the corporation to any standing or special committee or to any officer or agent and to appoint any persons to be agents of the corporation with such powers (including the power to sub-delegate), and upon such terms, as may be deemed fit;

k) To implement these by-laws and to act on any matter not covered by these by-laws, provided such matter does not require the approval or consent of the stockholders under any existing law, rules or regulation.

Section 2. Election and Term — The Board of Directors shall be elected during each regular meeting of stockholders and shall hold office for one (1) year and until their successors are elected and qualified

Section 3. Vacancies — Any vacancy occurring in the Board of Directors other than by removal by the stockholders or by expiration of term, may be filled by the vote of at least a majority of the remaining directors, if still constituting a quorum; otherwise, the vacancy must be filled by the stockholders at a regular or at any special meeting of stockholders called for the purpose. A director so elected to fill a vacancy shall be elected only for the unexpired term of his predecessor in office.

Any directorship to be filled by reason of an increase in the number of directors shall be filled only by an election at a regular or at a special meeting of stockholders duly called for the purpose, or in the same meeting authorizing the increase of directors if so stated in the notice of the meeting.

The vacancy resulting from the removal of a director by the stockholders in the manner provided by law may be filled by election at the same meeting of stockholders without further notice, or at any regular or at any special meeting of stockholders called for the purpose, after giving notice as prescribed in this by-laws.

Section 4. Meetings — Regular meetings of the Board of Directors shall be held once every quarter of the year on such dates and at such times and places as the Chairman of the Board, or in his absence, the President, or upon the request of a majority of the directors and shall be held at such places as may be designated in the notice.

Section 5. Notice — Notice of the regular or special meeting of the Board, specifying the date, time and place of the meeting, shall be communicated by the Secretary to each director personally, or by telephone, telex, telegram, or by written or oral message. A director may waive this requirement, either expressly or impliedly.

Section 6. Quorum — A majority of the number of directors as fixed in the Articles of Incorporation shall constitute a quorum for the transaction of corporate business, and every decision of at least a majority of the directors present at a meeting at which there is a quorum shall be valid as a corporate act, except for the election of officers which shall require the vote of a majority of all the members of the Board.

Section 7. Conduct of the Meetings — Meetings of the Board of Directors shall be presided over by the Chairman of the Board, or in his absence, the President or if none of the foregoing is in office and present and acting, by any other director chosen by the Board. The Secretary shall act as secretary of every meeting, if not present, the Chairman of the meeting, shall appoint a secretary of the meeting.

101010

Section 8. Compensation — By resolution of the Board, each director, shall receive a reasonable per diem allowance for his attendance at each meeting of the Board. As compensation, the Board shall receive and allocate an amount of not more than ten percent (10%) of the net income before income tax of the corporation during the preceding year. Such compensation shall be determined and apportioned among the directors in such manner as the Board may deem proper, subject to the approval of stock holders representing at least a majority of the outstanding capital stock at a regular or special meeting of the stockholders.

ARTICLE IV

OFFICERS

Section 1. Election/Appointment — Immediately after their election, the Board of Directors shall formally organize by electing the Chairman, the President, one or more Vice-President, the Treasurer, and the Secretary, at said meeting.

The Board may, from time to time, appoint such other officers as it may determine to be necessary or proper.

Any ~~two~~ (2) or more positions may be held concurrently by the same person, except that no one shall act as President and Treasurer or Secretary at the same time.

Section 2. Chairman of the Board — The Chairman of the Board of Directors shall preside at the meetings of the directors and the stockholders. He shall also exercise such powers and perform such duties as the Board of Directors may assign to him.

Section 3 President — The President, who shall be a director, shall be the Chief Executive Officer of the corporation and shall also have administration and direction of the day-to-day business affairs of the corporation. He shall exercise the following functions:

a) To preside at the meetings of the Board of Directors and of the stockholders in the absence of the Chairman of the Board of Directors;

b) To initiate and develop corporate objectives and policies and formulate long range projects, plans and programs for the approval of the Board of Directors, including those for executive training, development and compensation;

c) To have general supervision and management of the business affairs and property of the corporation;

d) To ensure that the administrative and operational policies of the corporation are carried out under his supervision and control;

e) Subject to guidelines prescribed by law, to appoint remove, suspend or discipline employees of the corporation, prescribe their duties, and determine their salaries;

f) To oversee the preparation of the budgets and the statements of accounts of the corporation;

g) To prepare such statements and reports of the corporation as may be required of him by law;

h) To represent the corporation at all functions and proceedings;

i) To execute on behalf of the corporation all contracts, agreements and other instruments affecting the interests of the corporation which require the approval of the Board of Directors, except as otherwise directed by the Board of Directors;

j) To make reports to the Board of Directors and stockholders;

k) To sign certificates of stock;

l) To perform such other duties as are incident to his office or are entrusted to him by the Board of Directors.

The President may assign the exercise or performance of any of the foregoing powers, duties and functions to any other officer(s), subject always to his supervision and control.

Section 4. The Vice-President(s) - If one or more Vice-Presidents are appointed, he/they shall have such powers and shall perform such duties as may from time to time be assigned to him/them by the Board of Directors or by the President.

Section 5. The Secretary - The Secretary must be a resident and a citizen of the Philippines. He shall be the custodian of and shall maintain the corporate books and record and shall be the recorder of the corporation's formal actions and transactions. He shall have the following specific powers and duties:

a) To record or see to the proper recording of the minutes and transactions of all meetings of the directors and the stockholders and to maintain minute books of such meetings in the form and manner required by law;

b) To keep or cause to be kept record books showing the details required by law with respect to the stock certificates of the corporation, including ledgers and transfer books showing all shares of the corporation subscribed, issued and transferred;

c) To keep the corporate seal and affix it to all papers and documents requiring a seal, and to attest by his signature all corporate documents requiring the same;

d) To attend to the giving and serving of all notices of the corporation required by law or these by-laws to be given;

e) To certify to such corporate acts, countersign corporate documents or certificates, and make reports or statements as may be required of him by law or by government rules and regulations.

f) To act as the inspector at the election of directors and, as such, to determine the number of shares of stock outstanding and entitled to vote, the shares of stock represented at the meeting, the existence of a quorum, the validity and effect of proxies, and to re-

ceive votes, ballots or consents, hear and determine all challenges and questions arising in connection with the right to vote, count and tabulate all votes, ballots or consents, determine the result, and do such acts as are proper to conduct the election or vote. The Secretary may assign the exercise or performance of any or all of the foregoing duties, powers and functions to any other person or persons, subject always to his supervision and control.

g) To perform such other duties as are incident to his office or as may be assigned to him by the Board of Directors or the President.

Section 6. The Treasurer — The Treasurer of the corporation shall be its chief fiscal officer and the custodian of its funds, securities and property. The Treasurer shall have the following duties:

a) To keep full and accurate accounts of receipts and disbursements in the books of the corporation.

b) To have custody of, and be responsible for, all the funds, securities and bonds of the corporation;

c) To deposit in the name and to the credit of the corporation, in such bank as may be designated from time to time by the Board of Directors, all the moneys, funds, securities, bonds, and similar valuable effects belonging to the corporation which may come under his control;

d) To render an annual statements showing the financial condition of the corporation and such other financial reports as the Board of Directors, the Chairman, or the President may, from time to time require;

e) To prepare such financial reports, statements, certifications and other documents which may, from time to time, be required by government rules and regulations and to submit the same to the proper government agencies;

f) To exercise such powers and perform such duties and functions as may be assigned to him by the President.

Section 7. Term of Office — The term of office of all officers shall be for a period of one (1) year and until their successors are duly elected and qualified. Such officers may however be sooner removed for cause.

Section 8. Vacancies — If any position of the officers becomes vacant by reason of death, resignation, disqualification or for any other

cause, the Board of Directors, by majority vote may elect a successor who shall hold office for the unexpired term.

Section 9. Compensation — The by-laws officers shall receive such remuneration as the Board of Directors may determine. All other officers shall receive such remuneration as the Board of Directors may determine upon recommendation of the President. A director shall not be precluded from serving the corporation in any other capacity as an officer, agent or otherwise, and receiving compensation therefor.

ARTICLE V

OFFICES

Section 1. The principal office of the corporation shall be located at the place stated in Article III of the Articles of Incorporation. The corporation may have such other branch offices, either within or outside the Philippines as the Board of Directors may designate or as the business of the corporation may, from time to time, require.

ARTICLE VI

AUDIT OF BOOKS, FISCAL YEAR AND DIVIDENDS

Section 1. External Auditors — At the regular stockholders' meeting, the external auditor or auditors of the corporation for the ensuing year shall be appointed. The external auditor or auditors shall examine, verify and report on the earnings and expenses of the corporation and shall certify the remuneration of the external auditor or auditors as determined by the Board of Directors.

Section 2. Fiscal Year — The fiscal year of the corporation shall begin on the first day of January and end on the last day of December of each year.

Section 3. Dividends — Dividends shall be declared and paid out of the unrestricted retained earnings which shall be payable in cash, property, or stock to all stockholders on the basis of outstanding stock held by them, as often and at such times as the Board of Directors may determine and in accordance with law and applicable rules and regulations.

ARTICLE VII

AMENDMENTS

Section 1. This by-laws may be amended or repealed by the affirmative vote of at least a majority of the Board of Directors and the stockholders representing a majority of the outstanding capital stock at any stockholders' meeting called for that purpose. However, the power to amend, modify, repeal or adopt new by-laws may be delegated to the Board of Directors by the affirmative vote of stockholders representing not less than two-thirds of the outstanding capital stock; provided, however, that any such delegation of powers to the Board of Directors to amend, repeal or adopt new by-laws may be revoked only by the vote of the stockholders representing a majority of the outstanding capital stock at a regular or special meeting.

ARTICLE VIII

SEAL

Section 1. Form and Inscriptions — The corporate seal shall be determined by the Board of Directors.

ARTICLE IX

ADOPTION CLAUSE

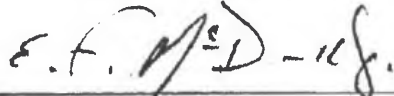
The foregoing by-laws was adopted by all the stockholders of the corporation on June 3, 1996 at the principal office of the corporation.

IN WITNESS WHEREOF, we, the undersigned stockholders present at said meeting and voting thereat in favor of the adoption of said by-laws, have hereunto subscribed our names this 3rd day of June, 1996 at the City of Makati


(Note: 1. If filed with Articles of Incorporation, should be signed by all incorporators:
2. If filed after incorporation, should be signed by majority of the subscribers and should submit director's certificate for the adaption of the by-laws.)




EDWARD F. McDONNELL



EDWARD FRANCIS McDONNELL, JR.



FLORENTINO M. HERRERA III



ROBERT COLOMBO



JOSE ESTEBAN III

SECURITIES AND
EXCHANGE
COMMISSION
Electronic Records Management Division

21 OCT 01 2020 ICTD

BY: _____
RECEIVED SUBJECT TO REVIEW OF
FORM AND CONTENTS

STOCK CORPORATION

1. FOR USER CORPORATION: THIS GIS SHOULD BE SUBMITTED WITHIN THIRTY (30) CALENDAR DAYS FROM THE DATE OF THE ANNUAL STOCKHOLDERS' MEETING. DO NOT LEAVE ANY ITEM BLANK. WRITE "N.A." IF THE INFORMATION REQUIRED IS NOT APPLICABLE TO THE CORPORATION OR "NONE" IF THE INFORMATION IS NON-EXISTENT. IF THE ANNUAL STOCKHOLDERS' MEETING IS HELD ON A DATE OTHER THAN THAT STATED IN THE BY-LAWS, THE GIS SHALL BE SUBMITTED WITHIN THIRTY (30) CALENDAR DAYS AFTER THE ELECTION OF THE DIRECTORS, TRUSTEES AND OFFICERS OF THE CORPORATION AT THE ANNUAL MEMBERS' MEETING.
2. IF NO MEETING IS HELD, THE CORPORATION SHALL SUBMIT THE GIS NOT LATER THAN JANUARY 30 OF THE FOLLOWING YEAR. HOWEVER, SHOULD AN ANNUAL STOCKHOLDERS' MEETING BE HELD THEREAFTER, A NEW GIS SHALL BE SUBMITTED/FILED.
3. THIS GIS SHALL BE ACCOMPLISHED IN ENGLISH AND CERTIFIED AND SWORN TO BY THE CORPORATE SECRETARY OF THE CORPORATION.
4. THE SEC SHOULD BE TIMELY APPRISED OF RELEVANT CHANGES IN THE SUBMITTED INFORMATION AS THEY ARISE. FOR CHANGES RESULTING FROM ACTIONS THAT AROSE BETWEEN THE ANNUAL MEETINGS, THE CORPORATION SHALL SUBMIT AMENDED GIS CONTAINING THE NEW INFORMATION TOGETHER WITH A COVER LETTER SIGNED THE CORPORATE SECRETARY OF THE CORPORATION. THE AMENDED GIS AND COVER LETTER SHALL BE SUBMITTED WITHIN SEVEN (7) DAYS AFTER SUCH CHANGE OCCURRED OR BECAME EFFECTIVE.
5. SUBMIT FOUR (4) COPIES OF THE GIS TO THE RECEIVING SECTION AT THE SEC MAIN OFFICE, OR TO SEC SATELLITE OFFICES OR EXTENSION OFFICES. ALL COPIES SHALL UNIFORMLY BE ON A4 OR LETTER-SIZED PAPER. THE PAGES OF ALL COPIES SHALL USE ONLY ONE SIDE
6. ONLY THE GIS ACCOMPLISHED IN ACCORDANCE WITH THESE INSTRUCTIONS SHALL BE CONSIDERED AS HAVING BEEN FILED.
7. THIS GIS MAY BE USED AS EVIDENCE AGAINST THE CORPORATION AND ITS RESPONSIBLE DIRECTORS/OFFICERS FOR ANY VIOLATION OF EXISTING LAWS, RULES AND REGULATIONS

PLEASE PRINT LEGIBLY

CORPORATE NAME:		PREMIER WINE AND SPIRITS, INC.	DATE REGISTERED: June 19, 1996 FISCAL YEAR END: December 31st
BUSINESS/TRADE NAME:		PREMIER WINE AND SPIRITS, INC.	
SEC REGISTRATION NUMBER:		1996600988	
DATE OF ANNUAL MEETING PER BY-LAWS:		2nd Tuesday of May	CORPORATE TAX IDENTIFICATION NUMBER (TIN) 004-851-242
ACTUAL DATE OF ANNUAL MEETING:		September 15, 2020	WEBSITE/URL ADDRESS: N/A
COMPLETE PRINCIPAL OFFICE ADDRESS:		Gate 1, Tabacalera Compound, 900 Romualdez St., Paco, Manila	E-MAIL ADDRESS: N/A
COMPLETE BUSINESS ADDRESS:		Gate 1, Tabacalera Compound, 900 Romualdez St., Paco, Manila	FAX NUMBER: (02) 8353-9680
NAME OF EXTERNAL AUDITOR & ITS SIGNING PARTNER:		SEC ACCREDITATION NUMBER (if applicable): R.G. Manabat & Company / Gregorio I. Sambrano, Jr. 1584	TELEPHONE NUMBER(S): (02) 8524-2117 / 8524-2165
PRIMARY PURPOSE/ACTIVITY/INDUSTRY PRESENTLY ENGAGED IN:		INDUSTRY CLASSIFICATION:	GEOGRAPHICAL CODE:
Buying, selling, distributing, marketing on wholesale basis, all kinds of goods, commodities, warehouse and merchandise		N/A	N/A

INTERCOMPANY AFFILIATIONS

[illegible]

NOTE: USE ADDITIONAL SHEET IF NECESSARY

GENERAL INFORMATION SHEET

STOCK CORPORATION

===== PLEASE PRINT LEGIBLY =====

Corporate Name:

PREMIER WINE AND SPIRITS, INC.

A. Is the Corporation a covered person under the Anti Money Laundering Act (AMLA), as amended? (Rep. Acts. 9160/9164/10167/10365) ☐ Yes ☒ No

Please check the appropriate box:

1. <input type="checkbox"/> a. Banks <input type="checkbox"/> b. Offshore Banking Units <input type="checkbox"/> c. Quasi-Banks <input type="checkbox"/> d. Trust Entities <input type="checkbox"/> e. Non-Stock Savings and Loan Associations <input type="checkbox"/> f. Pawnshops <input type="checkbox"/> g. Foreign Exchange Dealers <input type="checkbox"/> h. Money Changers <input type="checkbox"/> i. Remittance Agents <input type="checkbox"/> j. Electronic Money Issuers <input type="checkbox"/> k. Financial Institutions which Under Special Laws are subject to Bangko Sentral ng Pilipinas' (BSP) supervision and/or regulation, including their subsidiaries and affiliates.		4. <input type="checkbox"/> Jewelry dealers in precious metals, who, as a business, trade in precious metals	
		5. <input type="checkbox"/> Jewelry dealers in precious stones, who, as a business, trade in precious stone	
		6. Company service providers which, as a business, provide any of the following services to third parties:	
2. <input type="checkbox"/> a. Insurance Companies <input type="checkbox"/> b. Insurance Agents <input type="checkbox"/> c. Insurance Brokers <input type="checkbox"/> d. Professional Reinsurers <input type="checkbox"/> e. Reinsurance Brokers <input type="checkbox"/> f. Holding Companies <input type="checkbox"/> g. Holding Company Systems <input type="checkbox"/> h. Pre-need Companies <input type="checkbox"/> i. Mutual Benefit Association <input type="checkbox"/> j. All Other Persons and entities supervised and/or regulated by the Insurance Commission (IC)		<input type="checkbox"/> a. acting as a formation agent of juridical persons <input type="checkbox"/> b. acting as (or arranging for another person to act as) a director or corporate secretary of a company, a partner of a partnership, or a similar position in relation to other juridical persons <input type="checkbox"/> c. providing a registered office, business address or accommodation, correspondence or administrative address for a company, a partnership or any other legal person or arrangement <input type="checkbox"/> d. acting as (or arranging for another person to act as) a nominee shareholder for another person	
3. <input type="checkbox"/> a. Securities Dealers <input type="checkbox"/> b. Securities Brokers <input type="checkbox"/> c. Securities Salesman <input type="checkbox"/> d. Investment Houses <input type="checkbox"/> e. Investment Agents and Consultants <input type="checkbox"/> f. Trading Advisors <input type="checkbox"/> g. Other entities managing Securities or rendering similar services <input type="checkbox"/> h. Mutual Funds or Open-end Investment Companies <input type="checkbox"/> i. Close-end Investment Companies <input type="checkbox"/> j. Common Trust Funds or Issuers and other similar entities <input type="checkbox"/> k. Transfer Companies and other similar entities <input type="checkbox"/> l. Other entities administering or otherwise dealing in currency, commodities or financial derivatives based there on <input type="checkbox"/> m. Entities administering or otherwise dealing in valuable objects <input type="checkbox"/> n. Entities administering or otherwise dealing in cash Substitutes and other similar monetary instruments or property supervised and/or regulated by the Securities and Exchange Commission (SEC)		7. Persons who provide any of the following services: <input type="checkbox"/> a. managing of client money, securities or other assets <input type="checkbox"/> b. management of bank, savings or securities accounts <input type="checkbox"/> c. organization of contributions for the creation, operation or management of companies <input type="checkbox"/> d. creation, operation or management of juridical persons or arrangements, and buying and selling business entities	
		8. <input type="checkbox"/> None of the above	
		Describe nature of business:	Buying, selling, distributing, marketing on wholesale basis, all kinds of goods, commodities, warehouse and merchandise

B. Has the Corporation complied with the requirements on Customer Due Diligence (CDD) or Know Your Customer (KYC), record-keeping, and submission of reports under the AMLA, as amended, since the last filing of its GIS?

☐ Yes ☒ No

GENERAL INFORMATION SHEET
STOCK CORPORATION

===== PLEASE PRINT LEGIBLY =====

CORPORATE NAME:		PREMIER WINE AND SPIRITS, INC.					
CAPITAL STRUCTURE							
AUTHORIZED CAPITAL STOCK							
	TYPE OF SHARES *	NUMBER OF SHARES	PAR/STATED VALUE	AMOUNT (Php) (No. of shares X Par/Stated Value)			
	COMMON	1,500,000	100.00	150,000,000.00			
TOTAL		1,500,000	TOTAL P	150,000,000.00			
SUBSCRIBED CAPITAL							
FILIPINO	NO. OF STOCK-HOLDERS	TYPE OF SHARES *	NUMBER OF SHARES	NUMBER OF SHARES IN THE HANDS OF THE PUBLIC **	PAR/STATED VALUE	AMOUNT (Php)	% OF OWNERSHIP
	8	COMMON	1,500,000	100.00		150,000,000.00	100.00%
TOTAL		1,500,000	TOTAL	TOTAL P	150,000,000.00		100.00%
FOREIGN (INDICATE BY NATIONALITY)	NO. OF STOCK-HOLDERS	TYPE OF SHARES *	NUMBER OF SHARES	NUMBER OF SHARES IN THE HANDS OF THE PUBLIC **	PAR/STATED VALUE	AMOUNT (Php)	% OF OWNERSHIP
N/A	N/A	N/A	N/A	N/A		N/A	N/A
TOTAL		0	TOTAL	TOTAL P	0.00		0.00%
Percentage of Foreign Equity :					TOTAL SUBSCRIBED P		
					150,000,000.00		100.00%
PAID-UP CAPITAL							
FILIPINO	NO. OF STOCK-HOLDERS	TYPE OF SHARES *	NUMBER OF SHARES	PAR/STATED VALUE	AMOUNT (Php)	% OF OWNERSHIP	
	8	COMMON	1,500,000	100.00	150,000,000.00	100.00%	
TOTAL		1,500,000	TOTAL	TOTAL P	150,000,000.00		100.00%
FOREIGN (INDICATE BY NATIONALITY)	NO. OF STOCK-HOLDERS	TYPE OF SHARES *	NUMBER OF SHARES	PAR/STATED VALUE	AMOUNT (Php)	% OF OWNERSHIP	
N/A	N/A	N/A	N/A	N/A	N/A	N/A	N/A
TOTAL		0	TOTAL	TOTAL P	0.00		0.00%
					TOTAL PAID-UP P		150,000,000.00
					150,000,000.00		100.00%

NOTE: USE ADDITIONAL SHEET IF NECESSARY

* Common, Preferred or other classification

** Other than Directors, Officers, Shareholders owning 10% of outstanding shares.

GENERAL INFORMATION SHEET

STOCK CORPORATION
PLEASE PRINT LEGIBLY

CORPORATE NAME:		PREMIER WINE AND SPIRITS, INC.						
DIRECTORS / OFFICERS								
NAME/CURRENT RESIDENTIAL ADDRESS	NATIONALITY	INC'R	BOARD	GENDER	STOCK HOLDER	OFFICER	EXEC. COMM.	TAX IDENTIFICATION NUMBER
1. JOSE PAULINO SANTAMARINA [REDACTED]	Filipino	Y	C	F	Y	Chairman and President	N/A	[REDACTED]
2. ROBIN DERRICK CO CHUA [REDACTED]	Filipino	N	M	M	Y	Managing Director	N/A	[REDACTED]
3. SUSAN P. CO [REDACTED]	Filipino	N	M	F	Y	Director	N/A	[REDACTED]
4. FERDINAND VINCENT P. CO [REDACTED]	Filipino	N	M	M	Y	Director	N/A	[REDACTED]
5. PAMELA JUSTINE P. CO [REDACTED]	Filipino	N	M	F	Y	Director	N/A	[REDACTED]
6. CAMILLE CLARISSE P. CO [REDACTED]	Filipino	N	M	F	N	Director	N/A	[REDACTED]
7. KATRINA MARIE P. CO [REDACTED]	Filipino	N	M	F	N	Director	N/A	[REDACTED]
8. EVELYN B. BINANITAN [REDACTED]	Filipino	N	N	F	N	Treasurer	N/A	[REDACTED]
9. MARY S. DEMETILLO [REDACTED]	Filipino	N	N	F	N	Chief Finance Officer	N/A	[REDACTED]
10. MARICEL B. JOYAG [REDACTED]	Filipino	N	N	F	N	Corporate Secretary	N/A	[REDACTED]
11. CANDY H. DACANAY-DATUON [REDACTED]	Filipino	N	N	F	N	Assistant Corporate Secretary	N/A	[REDACTED]

INSTRUCTION:
 FOR SEX COLUMN, PUT "F" FOR FEMALE, "M" FOR MALE.
 FOR BOARD COLUMN, PUT "C" FOR CHAIRMAN, "M" FOR MEMBER, "I" FOR INDEPENDENT DIRECTOR.
 FOR INC'R COLUMN, PUT "Y" IF AN INCORPORATOR, "N" IF NOT.
 FOR STOCKHOLDER COLUMN, PUT "Y" IF A STOCKHOLDER, "N" IF NOT.
 FOR OFFICER COLUMN, INDICATE PARTICULAR POSITION IF AN OFFICER, FROM VP UP INCLUDING THE POSITION OF THE TREASURER, SECRETARY, COMPLIANCE OFFICER AND/OR ASSOCIATED PERSON.
 FOR EXECUTIVE COMMITTEE, INDICATE "C" IF MEMBER OF THE COMPENSATION COMMITTEE; "A" FOR AUDIT COMMITTEE; "N" FOR NOMINATION AND ELECTION COMMITTEE. ADDITIONALLY WRITE "C" AFTER SLASH IF CHAIRMAN AND "M" IF MEMBER.

GENERAL INFORMATION SHEET
STOCK CORPORATION

===== PLEASE PRINT LEGIBLY =====						
CORPORATE NAME:		PREMIER WINE AND SPIRITS, INC.				
TOTAL NUMBER OF STOCKHOLDERS:		8		NO. OF STOCKHOLDERS WITH 100 OR MORE SHARES		1
TOTAL ASSETS BASED ON LATEST AUDITED FINANCIAL STATEMENTS:				1,756,073,435.00		
STOCKHOLDER'S INFORMATION						
NAME, NATIONALITY AND CURRENT RESIDENTIAL ADDRESS	SHARES SUBSCRIBED				AMOUNT PAID (PhP)	TAX IDENTIFICATION NUMBER
	TYPE	NUMBER	AMOUNT (PhP)	% OF OWNER- SHIP		
1 COSCO CAPITAL, INC. FILIPINO [REDACTED]	COMMON	1,499,993	149,999,300.00			
	TOTAL	1,499,993	149,999,300.00			
2. JOSE PAULINO SANTAMARINA FILIPINO [REDACTED]	COMMON	1	100.00			
	TOTAL	1	100.00			
3. ROBIN DERRICK CO CHUA FILIPINO [REDACTED]	COMMON	1	100.00			
	TOTAL	1	100.00			
4. SUSAN P. CO FILIPINO [REDACTED]	COMMON	1	100.00			
	TOTAL	1	100.00			
5. FERDINAND VINCENT P. CO FILIPINO [REDACTED]	COMMON	1	100.00			
	TOTAL	1	100.00			
6. PAMELA JUSTINE P. CO FILIPINO [REDACTED]	COMMON	1	100.00			
	TOTAL	1	100.00			
7. CAMILLE CLARISSE P. CO FILIPINO [REDACTED]	COMMON	1	100.00			
	TOTAL	1	100.00			
8. KATRINA MARIE P. CO FILIPINO [REDACTED]	COMMON	1	100.00			
	TOTAL		100.00			
TOTAL AMOUNT OF SUBSCRIBED CAPITAL				100.00%		
TOTAL AMOUNT OF PAID-UP CAPITAL				150,000,000.00		

INSTRUCTION: SPECIFY THE TOP 20 STOCKHOLDERS AND INDICATE THE REST AS OTHERS


Note: For PDTC Nominee included in the list, please indicate further the beneficial owners owning more than 5% of any class of the company's voting securities. Attach separate sheet, if necessary.



GENERAL INFORMATION SHEET
STOCK CORPORATION

===== PLEASE PRINT LEGIBLY =====			
CORPORATE NAME: PREMIER WINE AND SPIRITS, INC.			
1. INVESTMENT OF CORPORATE FUNDS IN ANOTHER CORPORATION	AMOUNT (PhP)	DATE OF BOARD RESOLUTION	
1.1 STOCKS	N/A	N/A	
1.2 BONDS/COMMERCIAL PAPER (Issued by Private Corporations)	N/A	N/A	
1.3 LOANS/ CREDITS/ ADVANCES	N/A	N/A	
1.4 GOVERNMENT TREASURY BILLS	N/A	N/A	
1.5 OTHERS	N/A	N/A	
2. INVESTMENT OF CORPORATE FUNDS IN ACTIVITIES UNDER ITS SECONDARY PURPOSES (PLEASE SPECIFY:)	DATE OF BOARD RESOLUTION	DATE OF STOCKHOLDERS RATIFICATION	
N/A	N/A	N/A	
3. TREASURY SHARES	NO. OF SHARES	% AS TO THE TOTAL NO. OF SHARES ISSUED	
	N/A		
4. UNRESTRICTED/UNAPPROPRIATED RETAINED EARNINGS AS OF END OF LAST FISCAL YEAR : 774,403,259.00			
5. DIVIDENDS DECLARED DURING THE IMMEDIATELY PRECEDING YEAR:			
TYPE OF DIVIDEND	AMOUNT (PhP)	DATE DECLARED	
5.1 CASH	235,759,865.00	December 31, 2019	
5.2 STOCK	N/A	N/A	
5.3 PROPERTY	N/A	N/A	
TOTAL	P		
6. ADDITIONAL SHARES ISSUED DURING THE PERIOD:			
DATE	NO. OF SHARES	AMOUNT	
N/A	N/A	N/A	
SECONDARY LICENSE/REGISTRATION WITH SEC AND OTHER GOV'T AGENCY:			
NAME OF AGENCY:	SEC	B S P	IC
TYPE OF LICENSE/REGN.	N/A	N/A	N/A
DATE ISSUED:	N/A	N/A	N/A
DATE STARTED OPERATIONS:	N/A	N/A	N/A
TOTAL ANNUAL COMPENSATION OF DIRECTORS DURING THE PRECEDING FISCAL YEAR (in PhP)	TOTAL NO. OF OFFICERS	TOTAL NO. OF RANK & FILE EMPLOYEES	TOTAL MANPOWER COMPLEMENT
-	48	52	100

NOTE: USE ADDITIONAL SHEET IF NECESSARY




I, MARICEL B. JOYAG Corporate Secretary of PREMIER WINE AND SPIRITS, INC. declare under penalty of perjury that all matters set forth in this GIS have been made in good faith, duly verified by me and to the best of my knowledge and belief are true and correct.

I hereby attest that all the information in this GIS are being submitted in compliance with the rules and regulations of the Securities and Exchange Commission (SEC) the collection, processing, storage and sharing of said information being necessary to carry out the functions of public authority for the performance of the constitutionally and statutorily mandated functions of the SEC as a regulatory agency.

I further attest that I have been authorized by the Board of Directors/Trustees to file this GIS with the SEC.


I understand that the Commission may place the corporation under delinquent status for failure to submit the reportorial requirements three (3) times, consecutively or intermittently, within a period of five (5) years (Section 177, RA No. 11232).

SEP 30 2020
Done this _____ day of September 2020 in the City of Manila.


MARICEL B. JOYAG
Corporate Secretary

SUBSCRIBED AND SWORN TO before me in the City of Manila on SEP 30 2020 by affiant who personally appeared before me and exhibited to me her Tax Identification Card with no. [REDACTED] issued by the Bureau of Internal Revenue.

Doc. No. 292
Page No. 60
Book No. 24
Series of 2020.


CHERRIE LYNNE MAY R. PEREZ
Notary Public for the City of Manila
Commission No. 2020-079 until Dec 31, 2021
Roll No. 58325
IBP Lifetime Member No. 09093
PTR No. 9120218/01-02-2020/Mla.
MCLE Compliance No. VI-0022488/04-16-19
No. 900 Romualdez St., Paco, Manila

BENEFICIAL OWNERSHIP DECLARATION

SEC REGISTRATION NUMBER:

CORPORATE NAME:

Instructions:

1. Identify the Beneficial Owner/s of the corporation as described in the Categories of Beneficial Ownership in Items A to I below. List down as many as you can identify. You may use an additional sheet if necessary.
2. Fill in the required information on the beneficial owner in the fields provided for.
3. In the "Category of Beneficial Ownership" column, indicate the letter(s) corresponding thereto. In the event that the person identified as beneficial owner falls under several categories, indicate all the letters corresponding to such categories.
4. If the category is under letter "I", indicate the position held (i.e., Director/Trustee, President, Chief Executive Officer, Chief Operating Officer, Chief Financial Officer, etc.).
5. Do not leave any item blank. Write "N/A" if the information required is not applicable or "NONE" if non-existent.

"Beneficial Owner" refers to any natural person(s) who ultimately own(s) or control(s) or exercise(s) ultimate effective control over the corporation. This definition covers the natural person(s) who actually own or control the corporation as distinguished from the legal owners. Such beneficial ownership may be determined on the basis of the following:

Category

Description

- A** Natural person(s) owning, directly or indirectly or through a chain of ownership, at least twenty-five percent (25%) of the voting rights, voting shares or capital of the reporting corporation.
- B** Natural person(s) who exercise control over the reporting corporation, alone or together with others, through any contract, understanding, relationship, intermediary or tiered entity.
- C** Natural person(s) having the ability to elect a majority of the board of directors/trustees, or any similar body, of the corporation.
- D** Natural person(s) having the ability to exert a dominant influence over the management or policies of the corporation.
- E** Natural person(s) whose directions, instructions, or wishes in conducting the affairs of the corporation are carried out by majority of the members of the board of directors of such corporation who are accustomed or under an obligation to act in accordance with such person's directions, instructions or wishes.
- F** Natural person(s) acting as stewards of the properties of corporations, where such properties are under the care or administration of said natural person(s).
- G** Natural person(s) who actually own or control the reporting corporation through nominee shareholders or nominee directors acting for or on behalf of such natural persons.
- H** Natural person(s) ultimately owning or controlling or exercising ultimate effective control over the corporation through other means not falling under any of the foregoing categories.
- I** Natural person(s) exercising control through positions held within a corporation (i.e., responsible for strategic decisions that fundamentally affect the business practices or general direction of the corporation such as the members of the board of directors or trustees or similar body within the corporation; or exercising executive control over the daily or regular affairs of the corporation through a senior management position). This category is only applicable in exceptional cases where no natural person is identifiable who ultimately owns or exerts control over the corporation, the reporting corporation having exhausted all reasonable means of identification and provided there are no grounds for suspicion.

COMPLETE NAME (Surname, Given Name, Middle Name, Name Extension (i.e., Jr., Sr., III))	SPECIFIC RESIDENTIAL ADDRESS	NATIONALITY	DATE OF BIRTH	TAX IDENTIFICATION NO.	% OF OWNERSHIP ¹ / % OF VOTING RIGHTS ²	TYPE OF BENEFICIAL OWNER ³ Direct (D) or Indirect (I)	CATEGORY OF BENEFICIAL OWNERSHIP

Note: This page is not for uploading on the SEC IView.

¹ For Stock Corporations.

² For Non-Stock Corporations.

³ For Stock Corporations.

COVER SHEET

For

AUDITED FINANCIAL STATEMENTS

SEC Registration Number

A	1	9	9	6	0	0	9	8	8
---	---	---	---	---	---	---	---	---	---

COMPANY NAME

P	R	E	M	I	E	R		W	I	N	E		A	N	D		S	P	I	R	I	T	S	,		I	N	C	.	
(A		W	h	o	l	i	l	y	-	o	w	n	e	d		S	u	b	s	i	d	i	a	r	y		o	f	
C	o	s	c	o		C	a	p	i	t	a	l	,		I	n	c	.)											

PRINCIPAL OFFICE (No. / Street / Barangay / City / Town / Province)

G	a	t	e		1	.		T	a	b	a	c	a	l	e	r	a		C	o	m	p	o	u	n	d			
9	0	0		D	.		R	o	m	u	a	l	d	e	z		S	t	r	e	e	t							
P	a	c	o	.		M	a	n	i	l	a																		

Form Type

A A F S

Department requiring the report

--

Secondary License Type, If Applicable

--

COMPANY INFORMATION

Company's email Address

N/A

Company's Telephone Number/s

524 - 2117

Mobile Number

N/A

No. of Stockholders

8

Annual Meeting (Month / Day)

09/10

Fiscal Year (Month / Day)

December 31

CONTACT PERSON INFORMATION

The designated contact person **MUST** be an Officer of the Corporation

Name of Contact Person

Mary Demetillo

Email Address

N/A

Telephone Number/s

524 - 2117

Mobile Number

N/A

CONTACT PERSON'S ADDRESS

Gate 1, Tabacalera Compound, 900 D. Romualdez Street, Paco, Manila

Note 1: In case of death, resignation or cessation of office of the officer designated as contact person, such incident shall be reported to the Commission within thirty (30) calendar days from the occurrence thereof with information and complete contact details of the new contact person designated.

Note 2: All Boxes must be properly and completely filled up. Failure to do so shall cause the delay in updating the corporation's records with the Commission and/or non-receipt of Notice of Delinquencies. Further, non-receipt of Notice of Delinquencies shall not excuse the corporation from liability for its delinquencies.



STATEMENT OF MANAGEMENT'S RESPONSIBILITY FOR FINANCIAL STATEMENTS


The management of **Premier Wine and Spirits, Inc. (the "Company")**, is responsible for the preparation and fair presentation of the financial statements including the schedules attached therein, as at and for the years ended December 31, 2019 and 2018, in accordance with the prescribed financial reporting framework indicated therein, and for such internal control as management determines is necessary to enable the preparation of financial statements that are free from material misstatement, whether due to fraud or error.

In preparing the financial statements, management is responsible for assessing the Company's ability to continue as a going concern, disclosing, as applicable matters related to going concern and using the going concern basis of accounting unless management either intends to liquidate the Company or to cease operations, or has no realistic alternative but to do so.

The Board of Directors is responsible for overseeing the Company's financial reporting process.

The Board of Directors reviews and approves the financial statements including the schedules attached therein, and submits the same to the stockholders.


- (a) **R.G. Manabat & Co.**, the independent auditor appointed by the stockholders, has audited the financial statements of the company in accordance with Philippine Standards on Auditing, and in its report to the stockholders, has expressed its opinion on the fairness of presentation upon completion of such audit.



JOSE PAULINO SANTAMARINA
Chairman of the Board/President



ROBIN DERRICK CO CHUA
Managing Director



EVELYN B. BINANITAN
Treasurer



Signed this 19th day of November 2020

PREMIER WINE AND SPIRITS, INC.

(A Wholly-owned Subsidiary of Cosco Capital, Inc.)

FINANCIAL STATEMENTS
December 31, 2019 and 2018

With Independent Auditors' Report



R.G. Manabat & Co.
The KPMG Center, 9/F
6787 Ayala Avenue, Makati City
Philippines 1226
Telephone +63 (2) 8885 7000
Fax +63 (2) 8894 1985
Internet www.home.kpmg/ph
Email ph-inquiry@kpmg.com

REPORT OF INDEPENDENT AUDITORS

The Board of Directors and Stockholders
Premier Wine and Spirits, Inc.
Gate 1, Tabacalera Compound
900 D. Romualdez Street
Paco, Manila

Report on the Audit of the Financial Statements

Opinion

We have audited the financial statements of Premier Wine and Spirits, Inc. (the "Company"), a wholly-owned subsidiary of Cosco Capital, Inc., which comprise the statements of financial position as at December 31, 2019 and 2018, and the statements of comprehensive income, statements of changes in equity and statements of cash flows for the years then ended, and notes, comprising significant accounting policies and other explanatory information.

In our opinion, the accompanying financial statements present fairly, in all material respects, the financial position of the Company as at December 31, 2019 and 2018, and its financial performance and its cash flows for the years then ended in accordance with Philippine Financial Reporting Standards (PFRS).

Basis for Opinion

We conducted our audits in accordance with Philippine Standards on Auditing (PSA). Our responsibilities under those standards are further described in the *Auditors' Responsibilities for the Audits of the Financial Statements* section of our report. We are independent of the Company in accordance with the Code of Ethics for Professional Accountants in the Philippines (Code of Ethics) together with the ethical requirements that are relevant to our audits of the financial statements in the Philippines, and we have fulfilled our other ethical responsibilities in accordance with these requirements and the Code of Ethics. We believe that the audit evidence we have obtained is sufficient and appropriate to provide a basis for our opinion.

Firm Regulatory Registration & Accreditation
PRC-BCA Registration No. 0003, valid until November 21, 2023
SEC Accreditation No. 0003-SEC, Group A, valid for five (5) years covering the audit of 2020 to 2024
financial statements (2019 financial statements are covered by SEC Accreditation No. 0004-FR-5)
IC Accreditation No. 0003-IC, Group A, valid for five (5) years covering the audit of 2020 to 2024
financial statements (2019 financial statements are covered by IC Circular Letter (CL) No. 2019-39, Transition clause)
BSP Accreditation No. 0003-BSP, Group A, valid for five (5) years covering the audit of 2020 to 2024
financial statements (2019 financial statements are covered by BSP Monetary Board Resolution No. 2161, Transition clause)

Responsibilities of Management and the Board of Directors for the Financial Statements

Management is responsible for the preparation and fair presentation of the financial statements in accordance with PFRS, and for such internal control as management determines is necessary to enable the preparation of financial statements that are free from material misstatement, whether due to fraud or error.

In preparing the financial statements, management is responsible for assessing the Company's ability to continue as a going concern, disclosing, as applicable, matters related to going concern and using the going concern basis of accounting unless management either intends to liquidate the Company or to cease operations, or has no realistic alternative but to do so.

The Board of Directors is responsible for overseeing the Company's financial reporting process.

Auditors' Responsibilities for the Audits of the Financial Statements

Our objectives are to obtain reasonable assurance about whether the financial statements as a whole are free from material misstatement, whether due to fraud or error, and to issue an auditors' report that includes our opinion. Reasonable assurance is a high level of assurance, but is not a guarantee that an audit conducted in accordance with PSA will always detect a material misstatement when it exists. Misstatements can arise from fraud or error and are considered material if, individually or in the aggregate, they could reasonably be expected to influence the economic decisions of users taken on the basis of these financial statements.

As part of an audit in accordance with PSA, we exercise professional judgment and maintain professional skepticism throughout the audits. We also:

- Identify and assess the risks of material misstatement of the financial statements, whether due to fraud or error, design and perform audit procedures responsive to those risks, and obtain audit evidence that is sufficient and appropriate to provide a basis for our opinion. The risk of not detecting a material misstatement resulting from fraud is higher than for one resulting from error, as fraud may involve collusion, forgery, intentional omissions, misrepresentations, or the override of internal control.
- Obtain an understanding of internal control relevant to the audits in order to design audit procedures that are appropriate in the circumstances, but not for the purpose of expressing an opinion on the effectiveness of the Company's internal control.
- Evaluate the appropriateness of accounting policies used and the reasonableness of accounting estimates and related disclosures made by management.
- Conclude on the appropriateness of management's use of the going concern basis of accounting and, based on the audit evidence obtained, whether a material uncertainty exists related to events or conditions that may cast significant doubt on the Company's ability to continue as a going concern. If we conclude that a material uncertainty exists, we are required to draw attention in our auditors' report to the related disclosures in the financial statements or, if such disclosures are inadequate, to modify our opinion. Our conclusions are based on the audit evidence obtained up to the date of our auditors' report. However, future events or conditions may cause the Company to cease to continue as a going concern.



- Evaluate the overall presentation, structure and content of the financial statements, including the disclosures, and whether the financial statements represent the underlying transactions and events in a manner that achieves fair presentation.

We communicate with the Board of Directors regarding, among other matters, the planned scope and timing of the audits and significant audit findings, including any significant deficiencies in internal control that we identify during our audits.

Report on the Supplementary Information Required Under Revenue Regulations No. 15-2010 of the Bureau of Internal Revenue

Our audits were conducted for the purpose of forming an opinion on the basic financial statements taken as a whole. The supplementary information in Note 26 to financial statements is presented for purposes of filing with the Bureau of Internal Revenue and is not a required part of the basic financial statements. Such supplementary information is the responsibility of management. The supplementary information has been subjected to the auditing procedures applied in our audits of the basic financial statements. In our opinion, the supplementary information is fairly stated in all material respects in relation to the basic financial statements taken as a whole.

R.G. MANABAT & CO.

Gregorio I. Sambrano Jr.
GREGORIO I. SAMBRANO, JR.

Partner

CPA License No. 088825

SEC Accreditation No. 1548-AR-1, Group A, valid until December 17, 2021

Tax Identification No. 152-885-329

BIR Accreditation No. 08-001987-36-2018

Issued September 20, 2018; valid until September 19, 2021

PTR No. MKT 8116783

Issued January 2, 2020 at Makati City

December 18, 2020

Makati City, Metro Manila





R.G. Manabat & Co.
The KPMG Center, 9/F
6787 Ayala Avenue, Makati City
Philippines 1226
Telephone +63 (2) 8885 7000
Fax +63 (2) 8894 1985
Internet www.home.kpmg/ph
Email ph-inquiry@kpmg.com

**REPORT OF INDEPENDENT AUDITORS
TO ACCOMPANY FINANCIAL STATEMENTS FOR FILING
WITH THE SECURITIES AND EXCHANGE COMMISSION**

The Board of Directors and Stockholders
Premier Wine and Spirits, Inc.
Gate 1, Tabacalera Compound
900 D. Romualdez Street
Paco, Manila

We have audited the accompanying financial statements of Premier Wine and Spirits, Inc. (the "Company"), a wholly-owned subsidiary of Cosco Capital, Inc., as at and for the year ended December 31, 2019, on which we have rendered our report dated December 18, 2020.

In compliance with the Revised Securities Regulation Code Rule 68, we are stating that the said Company has one (1) stockholder owning one hundred (100) or more shares.

R.G. MANABAT & CO.


GREGORIO I. SAMBRANO, JR.
Partner

CPA License No. 088825
SEC Accreditation No. 1548-AR-1, Group A, valid until December 17, 2021
Tax Identification No. 152-885-329
BIR Accreditation No. 08-001987-36-2018
Issued September 20, 2018; valid until September 19, 2021
PTR No. MKT 8116783
Issued January 2, 2020 at Makati City

December 18, 2020
Makati City, Metro Manila

Firm Regulatory Registration & Accreditation:
PRC-BOA Registration No. 0003, valid until November 21, 2023
SEC Accreditation No. 0003-SEC, Group A, valid for five (5) years covering the audit of 2020 to 2024
financial statements (2019 financial statements are covered by SEC Accreditation No. 0004-FR-5)
IC Accreditation No. 0003-IC, Group A, valid for five (5) years covering the audit of 2020 to 2024
financial statements (2019 financial statements are covered by IC Circular Letter (CL) No. 2019-39, Transition clause)
BSP Accreditation No. 0003-BSP, Group A, valid for five (5) years covering the audit of 2020 to 2024
financial statements (2019 financial statements are covered by BSP Monetary Board Resolution No. 2161, Transition clause)

PREMIER WINE AND SPIRITS, INC.
(A Wholly-owned Subsidiary of Cosco Capital, Inc.)
STATEMENTS OF FINANCIAL POSITION

		December 31		January 1,
			2018	2018
			(As restated -	(As restated -
	Note	2019	see Note 24)	see Note 24)
ASSETS				
Current Assets				
Cash	5	P229,950,511	P130,920,946	P73,939,731
Trade and other receivables - net	6, 21	498,147,551	796,755,289	761,984,325
Inventories	7, 15	599,727,310	564,920,108	694,796,560
Prepaid expenses and other current assets	8	247,347,287	374,741,173	67,150,175
Total Current Assets		1,575,172,659	1,867,337,516	1,597,870,791
Noncurrent Assets				
Property and equipment - net	9	6,540,902	7,772,298	3,478,931
Right-of-use assets - net	19	4,851,092	14,626,093	16,973,987
Deferred income tax assets - net	20	3,705,373	3,920,025	6,207,569
Investment in an associate	10	118,193,553	-	-
Refundable deposits	19, 21	3,203,153	2,807,854	2,322,120
Total Noncurrent Assets		136,494,073	29,126,270	28,982,607
		P1,711,666,732	P1,896,463,786	P1,626,853,398
LIABILITIES AND EQUITY				
Current Liabilities				
Trade and other payables	11, 12	P148,974,105	P217,298,198	P284,379,689
Due to related parties	12, 23	192,851,618	297,700,000	297,700,000
Loan payable	13, 23	313,000,000	357,000,000	50,000,000
Dividends payable	14	100,000,000	100,000,000	100,000,000
Lease liabilities - current portion	19, 23	5,424,764	10,833,018	8,520,876
Income tax payable		212,594	5,626,712	24,366,430
Total Current Liabilities		760,463,081	988,457,928	764,966,995
Noncurrent Liabilities				
Lease liabilities - net of current portion	19, 23	1,268,352	6,693,116	11,547,826
Retirement benefits liability	18	9,203,625	6,562,556	14,233,985
Total Noncurrent Liabilities		10,471,977	13,255,672	25,781,811
Total Liabilities		770,935,058	1,001,713,600	790,748,806
Equity				
Capital stock- P100 par value:				
Authorized, issued and outstanding - 1,500,000 shares	14	150,000,000	150,000,000	150,000,000
Additional paid-in capital		1,500,000	1,500,000	1,500,000
Retained earnings	14	784,310,918	737,271,779	684,939,453
Accumulated remeasurements on retirement benefits		4,920,756	5,978,407	(334,861)
Total Equity		940,731,674	894,750,186	836,104,592
		P1,711,666,732	P1,896,463,786	P1,626,853,398

See Notes to Financial Statements.

PREMIER WINE AND SPIRITS, INC.
(A Wholly-owned Subsidiary of Cosco Capital, Inc.)
STATEMENTS OF COMPREHENSIVE INCOME

Years Ended December 31			
		2019	2018 (As restated - see Note 24)
	Note		
NET SALES	12	P1,603,043,627	P2,368,580,890
COST OF GOODS SOLD	15	1,348,453,996	2,011,404,563
GROSS PROFIT		254,589,631	357,176,327
OPERATING EXPENSES	16	158,406,307	269,225,046
INCOME FROM OPERATIONS		96,183,324	87,951,281
SHARE IN NET LOSS ON INVESTMENT IN AN ASSOCIATE	10	(8,762,851)	-
OTHER CHARGES - Net	17	(20,573,757)	(21,425,662)
INCOME BEFORE INCOME TAX		66,846,716	66,525,619
PROVISION FOR INCOME TAX	20	19,807,577	14,193,293
NET INCOME		47,039,139	52,332,326
OTHER COMPREHENSIVE INCOME			
<i>Item that will never be reclassified to profit or loss in subsequent periods</i>			
Remeasurement gain (loss) on retirement benefits	18	(1,510,929)	9,018,955
Deferred income tax benefit (expense)	20	453,278	(2,705,687)
		(1,057,651)	6,313,268
TOTAL COMPREHENSIVE INCOME		P45,981,488	P58,645,594

See Notes to Financial Statements.



PREMIER WINE AND SPIRITS, INC.
(A Wholly-owned Subsidiary of Cosco Capital, Inc.)
STATEMENTS OF CHANGES IN EQUITY
FOR THE YEARS ENDED DECEMBER 31, 2019 AND 2018

	<i>Note</i>	Capital Stock	Additional Paid-in Capital	Accumulated Remeasurements on Retirement Benefits	Retained Earnings (Note 14)	Total
Balances at January 1, 2018, as previously reported		P150,000,000	P1,500,000	(P334,861)	P685,472,457	P836,637,596
Restatements	24	-	-	-	(533,004)	(533,004)
Balances at January 1, 2018, as restated		150,000,000	1,500,000	(334,861)	684,939,453	836,104,592
Net income for the year, as restated		-	-	-	52,332,326	52,332,326
Other comprehensive income for the year		-	-	6,313,268	-	6,313,268
Total comprehensive income for the year, as restated		-	-	6,313,268	52,332,326	58,645,594
Balances at December 31, 2018, as restated		150,000,000	1,500,000	5,978,407	737,271,779	894,750,186
Net income for the year		-	-	-	47,039,139	47,039,139
Other comprehensive loss for the year		-	-	(1,057,651)	-	(1,057,651)
Total comprehensive income (loss) for the year		-	-	(1,057,651)	47,039,139	45,981,488
Balances at December 31, 2019		P150,000,000	P1,500,000	P4,920,756	P784,310,918	P940,731,674

See Notes to Financial Statements.

PREMIER WINE AND SPIRITS, INC.
(A Wholly-owned Subsidiary of Cosco Capital, Inc.)
STATEMENTS OF CASH FLOWS

Years Ended December 31			
	Note	2019	2018 (As restated - Note 24)
CASH FLOWS FROM OPERATING ACTIVITIES			
Income before income tax		P66,846,716	P66,525,619
Adjustments for:			
Interest expense	12, 13, 17, 19	24,951,433	20,337,987
Depreciation and amortization	9, 16, 19	12,820,052	12,434,257
Share in net loss on investment in an associate	10	8,762,851	-
Unrealized foreign exchange loss (gain)	17, 21	(1,315,329)	983,228
Interest income	5, 17	(1,398,227)	(354,578)
Retirement benefits costs	18	1,130,140	1,347,526
Provision for probable losses	11, 16	-	8,153,093
Operating income before working capital changes		111,797,636	109,427,132
Decrease (increase) in:			
Trade and other receivables - net		298,607,738	(34,770,964)
Inventories		(34,807,202)	129,876,452
Prepaid expenses and other current assets		127,393,886	(307,590,998)
Refundable deposits		(395,299)	(485,734)
Increase in trade and other payables		(63,693,165)	(79,533,412)
Cash generated from (used in) operations		438,903,594	(183,077,524)
Interest paid		(28,267,032)	(17,022,388)
Income taxes paid		(24,553,765)	(33,351,153)
Interest received	5, 17	1,398,227	354,578
Net cash from (used in) operating activities		387,481,024	(233,096,487)
CASH FLOWS FROM INVESTING ACTIVITIES			
Acquisition of shares of stock of an associate	10	(126,956,404)	-
Additions to property and equipment	9	(1,813,655)	(7,274,121)
Cash used in investing activities		(128,770,059)	(7,274,121)
CASH FLOWS FROM FINANCING ACTIVITIES			
Payments of:			
Loan payable	13, 23	(170,000,000)	(130,000,000)
Advances from related parties	12, 23	(104,848,382)	-
Lease liabilities	19, 23	(10,833,018)	(9,648,177)
Proceeds from availment of loan payable	13, 23	126,000,000	437,000,000
Net cash from (used in) financing activities		(159,681,400)	297,351,823
NET INCREASE IN CASH		99,029,565	56,981,215
CASH AT BEGINNING OF YEAR		130,920,946	73,939,731
CASH AT END OF YEAR	5	P229,950,511	P130,920,946

See Notes to Financial Statements.

PREMIER WINE AND SPIRITS, INC.
(A Wholly-owned Subsidiary of Cosco Capital, Inc.)

NOTES TO FINANCIAL STATEMENTS

1. Reporting Entity

Premier Wine and Spirits, Inc. (the "Company") was incorporated and registered with the Philippine Securities and Exchange Commission (SEC) on June 19, 1996. The Company's primary purpose is to engage in the business of buying, selling, distribution and marketing on a wholesale basis, any and all kinds of beverages, spirits and liquors and to deal in any materials, articles or things required in connection with or incidental to the importation, exportation, manufacturing, marketing or distribution of such products.

The Company is a wholly-owned subsidiary of Cosco Capital, Inc. ("CosCo" or "Parent Company"), a company incorporated in the Philippines. CosCo's shares of stock are listed for trading at the Philippine Stock Exchange (PSE).

The Company's registered office address is at Gate 1, Tabacalera Compound, 900 D. Romualdez Street, Paco, Manila.

2. Basis of Preparation

Statement of Compliance

The financial statements have been prepared in accordance with Philippine Financial Reporting Standards (PFRS). PFRS are based on International Financial Reporting Standards (IFRS) issued by the International Accounting Standards Board (IASB). PFRS which are issued by the Philippine Financial Reporting Standards Council (FRSC), consist of PFRS, Philippine Accounting Standards (PAS), and Philippine Interpretations based on the International Financial Reporting Interpretations Committee (IFRIC) interpretations.

Basis of Measurement

The financial statements have been prepared on the historical cost basis of accounting except for retirement benefits liability which is measured at the present value of the defined benefits obligation.

Functional and Presentation Currency

The financial statements are measured using the currency of the primary economic environment in which the Company operates. The financial statements are presented in Philippine Peso, which is also the Company's functional currency. All amounts are rounded to the nearest Peso, except when otherwise indicated.

Authorization for Issuance of the Financial Statements

The accompanying financial statements of the Company as at and for the years ended December 31, 2019 and 2018 were approved and authorized for issue by the Board of Directors (BOD) on November 9, 2020.

3. Summary of Significant Accounting Policies

The accounting policies set out below have been applied consistently to all years presented in these financial statements, except for the changes in accounting policies as explained below.

Adoption of New Standards and Amendments to Standards

The Company has adopted the following new standards and amendments to standards starting January 1, 2019 and accordingly, changed its accounting policies. Except as otherwise indicated, the adoption of these standards did not have any significant impact on the Company's financial statements. These are as follows:

- PFRS 16, *Leases*, supersedes PAS 17, *Leases*, and the related Philippine Interpretations. The new standard introduces a single lease accounting model for lessees under which all major leases are recognized on-balance sheet, removing the lease classification test. Lease accounting for lessors essentially remains unchanged except for a number of details including the application of the new lease definition, new sale-and-leaseback guidance, new sub-lease guidance and new disclosure requirements.

Practical expedients and targeted reliefs were introduced including an optional lessee exemption for short-term leases (leases with a term of 12 months or less) and low-value items, as well as the permission of portfolio-level accounting instead of applying the requirements to individual leases. New estimates and judgmental thresholds that affect the identification, classification and measurement of lease transactions, as well as requirements to reassess certain key estimates and judgments at each reporting date were introduced.

The Company applied PFRS 16 using the retrospective approach, under which the cumulative effect of initial application is recognized in retained earnings as at January 1, 2018. Accordingly, the comparative information presented, as at and for the year ended December 31, 2018, is restated.

Impact on Financial Statements

In transition to PFRS 16 on January 1, 2019 using the retrospective approach, the Company recognized right-of-use assets and lease liabilities on the commencement date of the lease agreement. Consequently, the cumulative effect of the transition was recognized on January 1, 2018. The impact on transition as at January 1, 2018 is presented in notes for prior period restatement (see Note 24).

As at January 1, 2018, the Company recognized right-of-use assets and lease liabilities amounting to P16,973,987 and P20,068,702, respectively. As at December 31, 2019 and 2018, the carrying amounts of the right-of-use assets and lease liabilities are as follows:

	Note	2019	2018
Right-of-use assets	19	P4,851,092	P14,626,093
Lease liabilities	19	6,693,116	17,526,134

When measuring lease liabilities, the Company discounted lease payments using its incremental borrowing rate as of date of lease commencement date. The weighted average rate applied is 4.74%.

The Company has also adopted the following amendments to standards and interpretations which did not have any significant impact on the Company's financial statements.

- Philippine Interpretation IFRIC-23, *Uncertainty over Income Tax Treatments*
- PFRS 9, *Financial Instruments - Prepayment Features with Negative Compensation (Amendments)*
- PAS 19, *Employee Benefits - Plan Amendment, Curtailment or Settlement (Amendments)*
- Annual Improvements to PFRS Standards 2015-2017 Cycle - various standards

Financial Instruments

Date of Recognition

The Company recognizes a financial asset or a financial liability in the statement of financial position when it becomes a party to the contractual provisions of the instrument. Purchases and sales of financial assets that require delivery of assets within the time frame established by regulation or convention in the marketplace are recognized on the settlement date.

Initial Recognition of Financial Instruments

Financial instruments are recognized initially at fair value. The initial measurement of financial instruments, except for those financial assets and financial liabilities at FVTPL, includes transaction costs. A trade receivable without a significant financing component is initially measured at the transaction price.

Classification and Measurement of Financial Instruments

On initial recognition, the Company classifies its financial assets in the following categories: measured at amortized cost, financial assets at FVTPL and financial assets at FVOCI. The classification depends on the business model for managing the financial assets and the contractual terms of its cash flows.

The Company classifies its financial liabilities as either financial liabilities at amortized cost or financial liabilities at FVTPL. The Company classifies all financial liabilities at amortized cost, except for: (a) financial liabilities designated by the Company at initial recognition as at FVTPL, when doing so results in more relevant information; (b) financial liabilities that arise when the transfer of a financial asset does not qualify for derecognition or when the continuing involvement approach applies; (c) contingent consideration recognized by the Company in a business combination which shall subsequently be measured at fair value with changes recognized in profit or loss; and (d) financial guarantee contracts and commitments to provide a loan at a below market interest rate which are initially measured at fair value and subsequently at higher of amortized amount and amount of loss allowance.

Business Model Assessment

The Company makes an assessment of the objective of the business model in which a financial asset is held at a portfolio level because this best reflects the way the business is managed and information is provided to management. The information considered includes: (a) the stated policies and objectives for the portfolio and the operation of those policies in practice. These include whether the management's strategy focuses on earning contractual interest income, maintaining a particular interest rate profile, matching the duration of the financial assets to the duration of any related liabilities or expected cash outflows or realizing cash flows through the sale of the assets; (b) how the performance of the portfolio is evaluated and reported to the Company's management; (c) the risks that affect the performance of the business model (and the financial assets held within that business model) and how those risks are managed; (d) how managers of the business are compensated - e.g., whether compensation is based on the fair value of the assets managed or the contractual cash flows collected; and (e) the frequency, volume and timing of sales of financial assets in prior periods, the reasons for such sales and expectations about future sales activity.

Solely Payments of Principal and Interest Assessment

Principal is defined as the fair value of the financial asset on initial recognition. 'Interest' is defined as consideration for the time value of money and for the credit risk associated with the principal amount outstanding during a particular period of time and for other basic lending risks and costs (e.g. liquidity risk and administrative costs), as well as a profit margin. In assessing whether the contractual cash flows are solely payments of principal and interest, the Company considers the contractual terms of the instrument. This includes assessing whether the financial asset contains a contractual term that could change the timing or amount of contractual cash flows such that it would not meet this condition. In making this assessment, the Company considers contingent events that would change the amount or timing of cash flows, terms that may adjust the contractual coupon rate, including variable-rate features, prepayment and extension features, and terms that limit the Company's claim to cash flows from specified assets (e.g. non-recourse features).

The Company has no financial assets classified as financial assets at FVTPL and FVOCI as at December 31, 2019 and 2018.

Financial assets are not reclassified subsequent to their initial recognition unless the Company changes its business model for managing financial assets, in which case all affected financial assets are reclassified on the first day of the first reporting period following the change in the business model.

Financial Assets at Amortized Cost

A financial asset is measured at amortized cost if it is held within a business model whose objective is to hold assets to collect contractual cash flows, its contractual terms give rise on specified dates to cash flows that are solely payments of principal and interest on the principal amount outstanding, and it is not designated as at FVTPL.

Interest income, foreign exchange gains and losses and impairment are recognized in profit or loss. Any gain or loss on derecognition is recognized in profit or loss.

Included in this category are the Company's cash in banks, trade and other receivables and refundable deposits.

Financial Liabilities at Amortized Cost

This category pertains to financial liabilities that are not held for trading or designated as at FVTPL upon inception of the liability. These include liabilities arising from operations or borrowings. The financial liabilities are recognized initially at fair value and subsequently carried at amortized cost, taking into account the impact of applying the effective interest rate method of amortization for any related premium, discount and any directly attributable transaction costs. These financial liabilities are included in current liabilities if maturity is within twelve months from reporting date. Otherwise, these are classified as noncurrent liabilities.

This category includes the Company's trade and other payables (excluding provision and payables to government agencies), due to related parties, dividends payable, loan payable and lease liabilities.

Impairment of Financial Assets.

The Company measures loss allowances at an amount equal to lifetime expected credit losses (ECLs), except for debt securities that are determined to have low credit risk at the reporting date and other debt securities and bank balances for which credit risk has not increased significantly since initial recognition, which are measured at 12-month ECLs.

Loss allowances for trade and other receivables is always measured at an amount equal to lifetime ECLs.

When determining whether the credit risk of a financial asset has increased significantly since initial recognition and when estimating ECLs, the Company considers reasonable and supportable information that is relevant and available without undue cost or effort. This includes both quantitative and qualitative information and analysis, based on the Company's historical experience and informed credit assessment and including forward-looking information.

The Company assumes that the credit risk on a financial asset has increased significantly if it is more than 360 days past due. The Company considers a financial asset to be in default when the customer is unlikely to pay its credit obligations to the Company in full, without recourse by the Company to actions such as realizing security (if any is held) or the financial asset is more than 360 days past due on any material credit obligation to the Company.

When determining if there has been a significant increase in credit risk, the Company considers reasonable and supportable information that is available without undue cost or effort and that is relevant for the particular financial instrument being assessed such as, but not limited to, the following factors:

- actual or expected external and internal credit rating downgrade;
- existing or forecasted adverse changes in business, financial or economic conditions; and
- actual or expected significant adverse changes in the operating results of the borrower.

The Company has assessed that the ECL on other financial assets at amortized cost is not material because the transactions with respect to these financial assets were entered into by the Company only with reputable banks and companies with good credit standing and relatively low risk of defaults. Accordingly, no additional provision for ECL on other financial assets at amortized cost was recognized in 2019 and 2018.

Lifetime ECLs are the ECLs that result from all possible default events over the expected life of a financial instrument. The 12-month ECLs are a portion of lifetime ECLs that represents the ECLs resulting from default events on the financial instrument that are possible within 12 months after the reporting date or a shorter period if the expected life of the instrument is less than 12 months.

The maximum period considered when estimating ECLs is the maximum contractual period over which the Company is exposed to credit risk.

ECLs are probability weighted estimate of credit losses. Credit losses are measured as the present value of all cash shortfalls (i.e. the difference between the cash flows due to the entity in accordance with the contract and the cash flows that the Company expects to receive). ECLs are discounted at the effective interest rate of the financial asset.

At each reporting date, the Company assesses whether financial assets carried at amortized cost are credit-impaired. A financial asset is credit-impaired when one or more events that have a detrimental impact on the estimated future cash flows of the financial asset have occurred.

Evidence that a financial asset is credit-impaired includes significant financial difficulty of the borrower or issuer, a breach of contract such as default, the restructuring of a loan or advance by the Company on terms that the Company would not consider otherwise, when it is probable that the borrower will enter bankruptcy or other financial reorganization, or the disappearance of an active market for a security because of financial difficulties.

Loss allowances for financial assets measured at amortized cost are deducted from the gross carrying amount of the assets.

Financial assets are written off when there is no reasonable expectation of recovery. The Company categorizes financial assets recorded at amortized cost for write off when a debtor fails to make payments or when it is probable that the receivable will not be collected. Where amortized cost financial assets have been written off, the Company continues to engage in enforcement activity to attempt to recover the receivable due. Where recoveries are made, these are recognized in profit or loss.

Derecognition of Financial Assets and Financial Liabilities

Financial Assets

A financial asset (or, where applicable, a part of a financial asset or a part of a group of similar financial assets) is derecognized when:

- the rights to receive cash flows from the asset have expired;
- the Company retains the rights to receive cash flows from the asset, but has assumed an obligation to pay them in full without material delay to a third party under a "pass-through" arrangement; or
- the Company has transferred its rights to receive cash flows from the asset and either: (a) has transferred substantially all the risks and rewards of the asset, or (b) has neither transferred nor retained substantially all the risks and rewards of the asset, but has transferred control of the asset.

When the Company has transferred its rights to receive cash flows from an asset or has entered into a “pass-through” arrangement and has neither transferred nor retained substantially all the risks and rewards of the asset nor transferred control of the asset, the asset is recognized to the extent of the Company's continuing involvement in the asset. Continuing involvement that takes the form of a guarantee over the transferred asset is measured at the lower of the original carrying amount of the asset and the maximum amount of consideration that the Company could be required to pay.

Financial Liabilities

A financial liability is derecognized when the obligation under the liability is discharged, cancelled, or has expired.

When an existing financial liability is replaced by another from the same lender on substantially different terms, or the terms of an existing liability are substantially modified, such an exchange or modification is treated as a derecognition of the original liability and the recognition of a new liability, and the difference in the respective carrying amounts is recognized in profit or loss.

Offsetting Financial Instruments

Financial assets and liabilities are offset and the net amount is reported in the statement of financial position if, and only if, there is a currently enforceable legal right to offset the recognized amounts and there is an intention to settle on a net basis, or to realize the asset and settle the liability simultaneously. This is not generally the case with master netting agreements, and the related assets and liabilities are presented at gross in the statement of financial position.

Fair Value Measurement

Fair value is the price that would be received to sell an asset or paid to transfer a liability in an orderly transaction between market participants at the measurement date. The fair value measurement is based on the presumption that the transaction to sell the asset or transfer the liability takes place either in the principal market for the asset or liability, or in the absence of a principal market, in the most advantageous market for the asset or liability. The principal or the most advantageous market must be accessible to the Company.

The fair value of an asset or a liability is measured using the assumptions that the market participants would use when pricing the asset or liability, assuming that the market participants act in their economic best interest.

The Company uses valuation techniques that are appropriate in the circumstances and for which sufficient data are available to measure fair value, maximizing the use of relevant observable inputs and minimizing the use of unobservable inputs.

All assets and liabilities for which fair value is measured or disclosed in the financial statement are categorized within the fair value hierarchy, described as follows, based on the lowest level input that is significant to the fair value measurement as a whole:

- Level 1 - Quoted (unadjusted) market prices in active markets for identical assets or liabilities.
- Level 2 - Valuation techniques for which the lowest level input that is significant to the fair value measurement is directly or indirectly observable.
- Level 3 - Valuation techniques for which the lowest level input that is significant to the fair value measurement is unobservable.

For assets and liabilities that are recognized in the financial statement on a recurring basis, the Company determines whether transfers have occurred between Levels in the hierarchy by reassessing categorization (based on the lowest level input that is significant to the fair value measurement as a whole) at the end of each reporting period.

For the purpose of fair value disclosures, the Company has determined classes of assets and liabilities on the basis of the nature, characteristics and risks of the asset or liability and the level of the fair value hierarchy as explained above.

As at December 31, 2019 and 2018, no financial asset or financial liability was recognized at fair value. The Company has no other assets or liabilities with recurring and non-recurring fair value measurements.

Inventories

Inventories, which consist of spirits, wines and specialty beverages, are valued at the lower of cost and net realizable value (NRV). Cost is comprised of purchase price, expenditure incurred in acquiring the inventories and other costs incurred in bringing them to their present location and condition. Cost is determined using the first-in, first-out method.

NRV represents the estimated selling price in the ordinary course of business less costs to be incurred in marketing, selling and distribution. In determining the NRV, the Company considers any adjustment necessary to write-down inventories to NRV for slow-moving and near expiry products based on physical inspection and management evaluation.

Investment in an Associate

An Associate is an entity over which the Company has significant influence but not control, generally accompanying a shareholding of between 20% and 50% of the voting rights. Significant influence is defined as the power to participate in the financial and operating policy decisions of the entity but not control or joint control over those policies. An Associate is accounted for using the equity method. Investment in an associate is initially recognized at cost, which includes transaction costs. Subsequent to initial recognition, the financial statements include the Company's share of the profit or loss and OCI of associate, until the date on which significant influence ceases. Unrealized gains arising from transactions with associate are eliminated to the extent of the Company's interest in the associate. Unrealized losses are eliminated in the same way as unrealized gains, but only to the extent that there is no evidence of impairment.

Prepaid Expenses and Other Current Assets

Prepaid Expenses and Advances to Suppliers

Prepaid expenses represent expenses not yet incurred but already paid in cash. Prepaid expenses are initially recorded as assets and measured at the amount of cash paid. Subsequently, these are charged to profit or loss as these are consumed in operations or expire with the passage of time.

Prepaid expenses are classified in the statement of financial position as current asset when the cost of goods or services related to the prepayment are expected to be incurred within one (1) year from the reporting date. Otherwise, prepayments are classified as noncurrent assets.

Advances to suppliers are measured at the amount of initial down payment for purchases of inventories and are applied against future progress billings. These are classified as current assets in the statement of financial position.

Value-added Tax (VAT)

Revenues, expenses and assets are recognized net of the amount of VAT, except:

- where the VAT incurred on a purchase of assets or services is not recoverable from the taxation authority, in which case the VAT is recognized as part of the cost of acquisition of the asset or as part of the expense item as applicable; and
- receivables and payables that are stated with the amount of VAT included.

The net amount of tax recoverable from, or payable to, the taxation authority is included as part of "Prepaid expenses and other current assets" or "Trade and other payables" in the statement of financial position, respectively.

Property and Equipment

Property and equipment is stated at cost less accumulated depreciation and amortization, and any impairment in value. The initial cost of property and equipment consists of its purchase price, including any directly attributable costs of bringing the asset to its working condition and location for its intended use. Expenditures incurred after the property and equipment have been put into operation, such as repairs and maintenance and overhaul costs, are normally charged to profit or loss in the period the costs are incurred. In situations where it can be clearly demonstrated that the expenditures have resulted in an increase in the future economic benefits expected to be obtained from the use of an item of property and equipment beyond its originally assessed standard of performance, the expenditures are capitalized as an additional cost of the item of property and equipment.

Depreciation and amortization are computed on a straight-line basis over the estimated useful lives of the assets as follows:

	Number of Years
Transportation and equipment	3
Furniture and fixtures	3
Leasehold improvements	3 or lease term, whichever is shorter
Machinery and equipment	3
Office equipment	3

Depreciation or amortization of an item of property and equipment begins when it becomes available for use, i.e., when it is in the location and condition necessary for it to be capable of operating in the manner intended by management. Depreciation or amortization ceases at the earlier of the date that the item is classified as held for sale (or included in a disposal group that is classified as held for sale) in accordance with PFRS 5, *Noncurrent Assets Held for Sale and Discontinued Operations*, and the date the asset is derecognized.

The estimated useful lives and depreciation and amortization method are reviewed periodically to ensure that the periods and method of depreciation and amortization are consistent with the expected pattern of economic benefits from items of property and equipment.

Fully depreciated assets are retained in the accounts until they are no longer in use and no further depreciation is recognized in profit or loss. When assets are retired or otherwise disposed of, the cost and the related accumulated depreciation and amortization and any impairment in value are removed from the accounts and any resulting gain or loss is recognized in profit or loss.

Borrowing Costs

Borrowing costs are capitalized if they are directly attributable to the acquisition, construction or production of a qualifying asset. The capitalization of borrowing costs: (i) commences when the activities to prepare the asset are in progress and expenditures and borrowing costs are being incurred; (ii) is suspended during the extended periods in which active development, improvement and construction of the assets are interrupted; and (iii) ceases when substantially all the activities necessary to prepare the assets are completed. If the resulting carrying amount of the asset exceeds its recoverable amount, an impairment loss is recorded. Borrowing costs include interest charges and other costs incurred in connection with the borrowing of funds.

Other borrowing costs are recognized as expense in the period in which they are incurred.

Impairment of Noncurrent Nonfinancial Assets

The Company assesses at end of each reporting period whether there is an indication that its noncurrent nonfinancial assets which consists of investment in an associate, right-of-use assets and property and equipment may be impaired. If any such indication exists and where the carrying value exceeds the estimated recoverable amount, the assets or the cash generating unit (CGU) are written down to their recoverable amounts. The recoverable amount of the noncurrent nonfinancial assets is the greater of fair value less cost to sell and value-in-use. The fair value less cost to sell is the price that would be received to sell an asset in an orderly transaction between market participants less cost to sell. In assessing value-in-use, the estimated future cash flows are discounted to their present value using a pre-tax discount rate that reflects current market assessments of the time value of money and the risks specific to the asset. For an asset that does not generate largely independent cash inflows, the recoverable amount is determined for the CGU to which the asset belongs. Impairment losses, if any, are recognized in profit or loss in those expense categories consistent with the function of the impaired asset.

A previously recognized impairment loss is reversed only if there has been a change in the estimates used to determine the asset's recoverable amount since the last impairment loss was recognized. If that is the case, the carrying amount of the asset is increased to its recoverable amount. The increase amount cannot exceed the carrying amount that would have been determined, net of depreciation and amortization, had no impairment loss been recognized for the asset in prior years. Such reversal is recognized unless the asset is carried at revalued amount, in which case the reversal is treated as a revaluation increase. After such a reversal, the depreciation and amortization charge is adjusted in future periods to allocate the asset's revised carrying amount on a systemic basis over its remaining useful life.

Capital Stock

Ordinary or common shares are classified as equity. The proceeds from the issuance of ordinary or common shares are presented in equity as capital stock to the extent of the par value of the issued and outstanding shares and any excess of the proceeds over the par value of the shares issued, less any incremental costs directly attributable to the issuance, net of tax, is presented in equity as additional paid-in capital.

Retained Earnings

Retained earnings represent the cumulative balance of periodic net income or loss, dividend contributions, correction of prior year errors, effect of changes in accounting policy and other capital adjustments.

Revenue Recognition

Revenue from contracts with customers is recognized upon transfer of goods to the customer at an amount that reflects the consideration to which the Company expects to be entitled in exchange for those goods.

The following specific recognition criteria must also be met before revenue is recognized:

Sale of Goods

Revenue is recognized at the point in time when control of the asset is transferred to the customer, generally upon delivery. Revenue is recognized net of variable considerations, i.e. discounts, rebates, listing and slotting fees/display allowances and certain payments to customers after the initial sale of goods as reduction to revenue, unless it is highly probable that a significant reversal in the amount of cumulative revenue recognized will not occur when the uncertainty associated with the variable consideration is subsequently resolved.

Interest Income

Interest income is recognized in profit or loss as it accrues, taking into account the effective yield on the asset.

Cost and Expense Recognition

Cost of Goods Sold

Cost of goods sold is recognized when goods are delivered to the buyer. Expenses are recognized upon utilization of services or at the date they are incurred.

Operating Expenses

Operating expenses are costs incurred to sell or distribute the goods and to administer the business. It includes documentation processing and delivery, among others. Operating expenses are expensed as incurred.

Other Comprehensive Income (Loss)

Other comprehensive income (loss) comprises items of income and expense (including items previously presented under the statement of changes in equity) that are not recognized in profit or loss for the year in accordance with PFRS.

Employee Benefits

Short-term Employee Benefits

Short-term employee benefits are expensed as the related service is provided. A liability is recognized for the amount expected to be paid if the Company has a present legal or constructive obligation to pay this amount as a result of the past service provided by the employee and the obligation can be estimated reliably.

Retirement Benefits Liability and Costs

The Company has an unfunded, non-contributory defined benefits retirement plan covering substantially all permanent, regular and full-time employees. The Company's obligation in respect of the defined benefits is calculated by estimating the amount of the future benefits that employees have earned in the current and prior periods and discounting that amount.

The calculation of defined benefits obligations is performed on a periodic basis by a qualified actuary using the projected unit credit method.

Remeasurements of the retirement benefits liability, which comprise of actuarial gains and losses, are recognized immediately in other comprehensive income. Such remeasurement are also immediately recognized in equity under "Accumulated remeasurements on retirement benefits". The Company determines the interest expense on the retirement benefits liability for the period by applying the discount rate used to measure the defined benefits obligation at the beginning of the annual period to the then retirement benefits liability, taking into account any changes in the retirement benefits liability during the period as a result of benefit payments, if any. Interest expense and other expenses related to defined benefits plans are recognized in profit or loss.

When the benefits of the plan are changed or when the plan is curtailed, the resulting change in benefit that relates to past service or gain or loss on curtailment is recognized immediately in profit or loss. The Company recognizes gains or losses on the settlement of defined benefits plans when the settlement occurs.

Leases

At inception of a contract, the Company assesses whether a contract is, or contains, a lease. A contract is, or contains, a lease if the contract conveys the right to control the use of an identified asset for a period of time in exchange for consideration. To assess whether a contract conveys the right to control the use of an identified asset, the Company assesses whether:

- the contract involves the use of an identified asset - this may be specified explicitly or implicitly and should be physically distinct or represent substantially all of the capacity of a physically distinct asset. If the supplier has a substantive substitution right, then the asset is not identified;
- the Company has the right to obtain substantially all of the economic benefits from use of the asset throughout the period of use; and,
- the Company has the right to direct the use of the asset. The Company has this right when it has the decision-making rights that are most relevant to changing how and for what purpose the asset is used. In rare cases where the decision about how and for what purpose the asset is used is predetermined, the Company has the right to direct the use of the asset if either:
 - the Company has the right to operate the asset; or
 - the Company designed the asset in a way that predetermines how and for what purpose it will be used.

On transition to PFRS 16, the Company elected to apply the practical expedient to grandfather the assessment of which transactions are leases. This policy is applied to contracts entered into, or changed, on or after January 1, 2019.

At inception or on reassessment of a contract that contains a lease component, the Company allocates the consideration in the contract to each lease component on the basis of their relative stand-alone prices.

Company as a Lessee

The Company recognizes a right-of-use asset and a lease liability at the lease commencement date. The right-of-use asset is initially measured at cost, which comprises the initial amount of the lease liability adjusted for any lease payments made at or before the commencement date, plus any initial direct costs incurred and an estimate of costs to dismantle and remove the underlying asset or to restore the underlying asset or the site on which it is located, less any lease incentives received.

The right-of-use asset is subsequently amortized using the straight-line method from the commencement date to the end of the lease term unless the lease transfers ownership of the underlying asset to the Company by the end of the lease term or the cost of the right-of-use asset reflects that the Company will exercise a purchase option. In that case, the right-of-use asset will be depreciated over the useful life of the underlying asset, which is determined on the same basis as those of property and equipment. In addition, the right-of-use asset is periodically reduced by impairment loss, if any, and adjusted for certain remeasurements of the lease liability.

The lease liability is initially measured at the present value of the lease payments that are not paid at the commencement date, discounted using the interest rate implicit in the lease or, if that rate cannot be readily determined, the Company's incremental borrowing rate. Generally, the Company uses its incremental borrowing rate as the discount rate. The Company determines its incremental borrowing rate by obtaining interest rates from various external financing sources and makes certain adjustments to reflect the terms of the lease and type of the asset leased.

Lease payments included in the measurement of the lease liability comprise the following: (a) fixed payments, including in-substance payments; (b) variable lease payments that depend on an index or a rate, initially measured using the index or rate as at the commencement date; (c) amounts expected to be payable under a residual value guarantee; and, (d) the exercise price under a purchase option the Company is reasonably certain to exercise, lease payments in an optional renewal period if the Company is reasonably certain to exercise and extension option, and penalties for early termination of a lease unless the Company is reasonably certain not to terminate early.

The lease liability is measured at amortized cost using the effective interest method. It is remeasured when there is a change in future lease payments arising from a change in an index or rate, if there is a change in the Company's estimate of the amount expected to be payable under a residual value guarantee, or if the Company changes its assessment of whether it will exercise a purchase, extension, or termination option.

When the lease liability is remeasured in this way, a corresponding adjustment is made to the carrying amount of the right-of-use asset, or is recorded in profit or loss if the carrying amount of the right-of-use asset has been reduced to zero.

The Company has presented interest expense on the lease liability separately from the amortization charge for the right-of-use asset. The interest expense on lease liability is presented under "Other charges - net" in profit or loss.

Income Taxes

Provision for income tax is composed of current income tax and deferred income tax. Provision for income tax is recognized in profit or loss except to the extent that it relates to items recognized directly in equity or in other comprehensive income, in which case, it is recognized directly in equity or in other comprehensive income.

Current Income Tax

Current income tax assets and liabilities for the current and prior periods are measured at the amount expected to be recovered from or paid to the taxation authorities. The tax rates and tax laws used as basis to compute the amount are those that have been enacted or substantively enacted at the reporting date.

Deferred Income Tax

Deferred income tax is provided, using the balance sheet liability method, on all temporary differences at the reporting date between the tax bases of assets and liabilities and their carrying amounts for financial reporting purposes.

Deferred income tax liabilities are recognized for all taxable temporary differences. Deferred income tax assets are recognized for all deductible temporary differences, to the extent that it is probable that sufficient future taxable profits will be available against which the deductible temporary differences can be utilized.

The carrying amount of deferred income tax assets is reviewed at each reporting date and reduced to the extent that it is no longer probable that sufficient future taxable profits will be available to allow all or part of the deferred income tax assets to be utilized. Unrecognized deferred income tax assets are reassessed at each reporting date and are recognized to the extent that it has become probable that sufficient future taxable profits will allow the deferred income tax asset to be recovered.

Deferred income tax assets and deferred income tax liabilities are measured at the tax rates that are expected to apply to the year when the asset is realized or the liability is settled, based on tax rates and tax laws that have been enacted or substantively enacted at the reporting date.

Deferred income tax assets and deferred income tax liabilities are offset, if a legally enforceable right exists to offset current income tax assets against current income tax liabilities and the deferred income taxes relate to the same taxable entity and the same taxation authority.

Related Party Transactions and Relationships

Related party relationships exist when the party has the ability to control, directly or indirectly, through one or more intermediaries, or exercise significant influence over the other party in making financial and operating decisions. Such relationships also exist between and/or among entities which are under common control with the reporting entity and its key management personnel, directors or stockholders. In considering each possible related party relationship, attention is directed to the substance of the relationship, and not merely to the legal form.

Foreign Currency-denominated Transactions and Translations

Transactions in foreign currencies are recorded using the functional currency exchange rate at the date of the transaction. Outstanding monetary assets and monetary liabilities denominated in foreign currencies are translated using the closing exchange rate at the reporting date. All differences are taken to profit or loss. Non-monetary items that are measured in terms of historical cost in a foreign currency are translated using the exchange rates as at the dates of the initial transactions.

Provisions

Provisions are recognized when the Company has a present obligation (legal or constructive) as a result of a past event, it is probable (i.e., more likely than not) that an outflow of resources embodying economic benefits will be required to settle the obligation and a reliable estimate can be made of the amount of the obligation. Where the Company expects some or all of the provision to be reimbursed, the reimbursement is recognized as a separate asset, but only when the reimbursement is virtually certain. The expense relating to any provision is presented in profit or loss, net of reimbursement. If the effect of the time value of money is material, provisions are discounted using the current pre-tax rate that reflects, where appropriate, the risks specific to the liability. Where discounting is used, the increase in the provision due to the passage of time is recognized as interest expense. Provisions are reviewed at each reporting date and adjusted to reflect the current best estimate.

Contingencies

Contingent liabilities are not recognized in the financial statements but are disclosed in the notes to financial statements unless the outflow of resources embodying economic benefits is remote. Contingent assets are not recognized in the financial statements but are disclosed in the notes to financial statements when an inflow of economic benefits is probable.

Events After the Reporting Date

Events after the reporting date that provide additional information about the Company's position at the reporting date (adjusting events) are reflected in the financial statements. Events after the reporting date that are not adjusting events are disclosed in the notes to financial statements when material.

Standards Issued but Not Yet Adopted

A number of amendments to standards are effective for annual periods beginning after January 1, 2019. However, the Company has not applied the following relevant and applicable new or amended standards and interpretations in preparing these financial statements. Unless otherwise stated, none of these are expected to have a significant effect on the Company's financial statements.

The Company plans to adopt the following amended standards on the respective effective dates, as applicable.

Effective January 1, 2020

- *Amendments to References to Conceptual Framework in PFRS Standards* sets out amendments to PFRS Standards, their accompanying documents and PFRS practice statements to reflect the issuance of the revised Conceptual Framework for Financial Reporting in 2018 (2018 Conceptual Framework). The 2018 Conceptual Framework includes a new chapter on measurement, guidance on reporting financial performance, improved definitions of an asset and a liability and guidance supporting these definitions, and clarifications in important areas, such as the roles of stewardship, prudence and measurement uncertainty in financial reporting.

Some Standards, their accompanying documents and PFRS practice statements contain references to, or quotations from, the International Accounting Standards Committee (IASC)'s Framework for the Preparation and Presentation of Financial Statements adopted by the International Accounting Standards Board (IASB) in 2001 or the Conceptual Framework for Financial Reporting issued in 2010. The amendments update some of those references and quotations so that they refer to the 2018 Conceptual Framework, and makes other amendments to clarify which version of the Conceptual Framework is referred to in particular documents.

- PAS 1, *Presentation of Financial Statements* and PAS 8, *Accounting Policies, Changes in Accounting Estimates and Errors - Definition of Material (Amendments)* refine the definition of material. The amended definition of material states that information is material if omitting, misstating or obscuring it could reasonably be expected to influence the decisions that the primary users of general purpose financial statements make on the basis of those financial statements, which provide financial information about a specific reporting entity. The amendments clarify the definition of material and its application by:

- (a) raising the threshold at which information becomes material by replacing the term "could influence" with "could reasonably be expected to influence";
- (b) including the concept of "obscuring information" alongside the concept of "omitting" and "misstating" information in the definition;
- (c) clarifying that the users to which the definition refers are the primary users of general purpose financial statements referred to in the Conceptual Framework;
- (d) clarifying the explanatory paragraphs accompanying the definition; and
- (e) aligning the wording of the definition of material across PFRS Standards and other publications.

The amendments are expected to help entities make better materiality judgments without substantively changing existing requirements.

The amendments apply prospectively. Earlier application is permitted.

4. Management's Use of Judgments, Accounting Estimates and Assumptions

The preparation of the financial statements in accordance with PFRS requires management to exercise judgments, make accounting estimates and use assumptions that affect reported amounts of assets, liabilities, income and expenses and related disclosures. Future events may occur which will cause the assumptions used in arriving at the accounting estimates to change. The effects of any change in accounting estimates are reflected in the financial statements as they become reasonably determinable.

Accounting judgments, estimates and assumptions are continually evaluated and are based on historical experience and other factors including expectations of future events that are believed to be reasonable under the circumstances. Revisions are recognized in the period in which the judgments and estimates are revised and in any future period affected.

Judgments

In the process of applying the Company's accounting policies, management has made the following judgments, apart from those involving estimation, which has the most significant effect on the amounts recognized in the financial statements.

Determination of the Company's Functional Currency

The Company considers factors, including but not limited to, the currency that mainly influences sales prices of its goods and costs of its products. Based on the economic substance of the underlying circumstances relevant to the Company, the functional currency has been determined to be the Philippine Peso. It is the currency that mainly influences the Company's operations.

Identifying a Lease

The Company uses its judgment in assessing that a contract is, or contains, a lease when the contract conveys the right to control the use of an identified asset for a period of time in exchange for consideration. The Company has the right to control the asset if it has the right to obtain substantially all of the economic benefits from use of the identified asset and the right to direct the use of the identified asset. The Company reassesses whether a contract is, or contains, a lease only if the terms and conditions of the contract are changed.

As a Lessee. The Company has entered into various contracts for the lease of warehouse space. The Company has determined that it has the right to control the use of the identified assets over their respective lease terms (see Note 19).

Determining Term and Discount Rate of Lease Arrangements

Where the Company is the lessee, management is required to make judgments about the lease term and the appropriate discount rate to calculate the present value of the lease payments.

The lease payments are discounted using the interest rate implicit in the lease. If that rate cannot be readily determined, which is generally the case for leases entered into by the Company as lessee, management uses the incremental borrowing rate, being the rate that the Company would have to pay to borrow the funds necessary to obtain an asset of similar value to the right-of-use asset in a similar economic environment with similar terms, security and conditions.

To determine the incremental borrowing rate, the Company uses an approach that starts with a risk-free interest rate adjusted for credit risk for leases held by the Company and makes adjustments specific to the lease.

In determining the lease term, management considers all facts and circumstances that create an economic incentive to exercise an extension option, or not exercise a termination option. Extension options (or periods after termination options) are only included in the lease term if it is reasonably certain that the lease will be extended (or not terminated) and, as such, included within lease liabilities.

For leases of office space and warehouse, the following factors are usually the most relevant:

- If any leasehold improvements are expected to have a significant remaining value, the Company is typically reasonably certain to extend (or not terminate).
- If there are significant penalties to terminate (or not extend), the Company is typically reasonably certain to extend (or not terminate).
- Otherwise, the Company considers other factors, including historical lease durations, the costs and business disruption required to replace the leased asset, enforceability of the option, and business and other developments.

The lease term is reassessed if an option is actually exercised (or not exercised) or the Company becomes obliged to exercise (or not exercise) it. The assessment of reasonable certainty is only revised if a significant event or a significant change in circumstances occurs, which affects this assessment, and is within the lessee's control, for example, when significant investment in the store is made which has a useful life beyond the current lease term.

Recognition of Revenue

The Company uses its judgment in determining the timing of the transfer of control on the goods that it delivered. The Company determined that the control is transferred for sale of goods when the Company has transferred physical possession of the goods and obtained the right to payment for the goods which is upon the customer's acceptance of the goods at the customer's warehouse.

Accounting Estimates and Assumptions

The key estimates and assumptions concerning the future and other key sources of estimation uncertainty at the reporting date that have a significant risk of causing a material adjustment to the carrying amounts of assets and liabilities within the next financial year are described below:

Allowance for Impairment Losses on Trade Receivables

The Company uses the ECL model in estimating the level of allowance which includes forecasts of future events and conditions. A credit loss is measured as the present value of all cash shortfalls (the difference between the cash flows due to the Company in accordance with the contract and the cash flows that the Company expects to receive). The model represents a probability-weighted estimate of the difference over the remaining life of the receivables. The maturity of the Company's receivables is less than one year so the lifetime ECLs and the 12-month ECLs are similar. In addition, management assessed that the credit risk for its trade and other receivables and refundable deposits as at the reporting date are low, therefore the Company did not have to assess whether a significant increase in credit risk has occurred. An increase in the allowance for expected credit losses would increase the recorded operating expenses and decrease current assets.

ECLs of refundable deposits has been measured on a 12-month expected credit loss basis. In determining the ECL of refundable deposits, the Company considers the counterparties' financial condition and their capacity to return the amounts due. The Company assessed that the credit risk for the outstanding refundable deposits is low as majority of these are transacted with a counterparty that has a good credit-standing.

The carrying values of trade and other receivables amounted to P498,147,551 and P796,755,289 as at December 31, 2019 and 2018, respectively. As at December 31, 2019 and 2018, the Company's allowance for impairment losses on trade receivables amounted P2,620,922 (see Note 6).

Determination of NRV of Inventories

The Company's estimates of the NRV of inventories are based on the most reliable evidence available at the time the estimates are made, of the amount that the inventories are expected to be realized. These estimates consider the inventory obsolescence, physical deterioration, fluctuations of price or cost directly relating to events occurring after the end of the period to the extent that such events confirm conditions existing at the end of the period. A new assessment is made at NRV in each subsequent period. When the circumstances that previously caused inventories to be written down below cost no longer exist or when there is a clear evidence of an increase in NRV because of changes in economic circumstances, the amount of the write-down is reversed so that the new carrying amount is the lower of the cost and the revised NRV.

Management assessed that no allowance to write-down inventories to NRV was necessary as at December 31, 2019 and 2018. The cost of inventories amounted to P599,727,310 and P564,920,108 as at December 31, 2019 and 2018, respectively (see Note 7).

Estimation of Useful Lives of Property and Equipment

The Company estimates the useful lives of property and equipment based on the period over which the asset is expected to be available for use. The estimated useful lives of property and equipment are reviewed periodically and are updated if expectations differ from previous estimates due asset utilization, internal technical evaluation, technological changes, environmental and anticipated use of the assets tempered by related industry benchmark information. It is possible that future financial performance could be materially affected by changes in these estimates brought about by changes in the factors mentioned. Any reduction in the estimated useful lives of the property and equipment would increase depreciation and amortization expense and decrease noncurrent assets.

The estimated useful lives of property and equipment are discussed in Note 3 to financial statements. There is no change in the Company's estimate of useful lives of property and equipment in 2019 and 2018.

The carrying values of property and equipment amounted to P6,540,902 and P7,772,298 as at December 31, 2019 and 2018, respectively. Depreciation and amortization recognized in profit or loss amounted to P3,045,051 and P2,980,754 for the years ended December 31, 2019 and 2018, respectively (see Note 9).

Impairment of Noncurrent Nonfinancial Assets

The Company assesses at the end of each reporting period whether there is any indication that its noncurrent nonfinancial assets which pertain to investment in an associate, right-of-use assets and property and equipment are impaired. If any such indication exists, the Company estimates the recoverable amount of these assets. Determining the fair value of these noncurrent nonfinancial assets which requires the determination of the future cash flows expected to be generated from the continued use and ultimate disposition of such assets, requires the Company to make estimates and assumptions that can materially affect the financial statements. Future events could cause management to conclude that these assets are impaired. Any resulting impairment loss could have a material adverse impact on the Company's financial position and financial performance. The preparation of the estimated future cash flows involves significant judgment and estimations. While management believes that the assumptions made are appropriate and reasonable, significant changes in management assumptions may materially affect the assessment of recoverable values and may lead to future additional impairment charges under PFRS.

In 2019 and 2018, no impairment loss was recognized on the Company's property and equipment, right-of-use assets and investment in an associate.

The carrying values of property and equipment amounted to P6,540,902 and P7,772,298 as at December 31, 2019 and 2018, respectively (see Note 9).

The carrying values of investment in an associate amounted to P118,193,553 and nil as at December 31, 2019 and 2018, respectively (see Note 10).

The carrying values of right-of-use assets amounted to P4,851,092 and P14,626,093 as at December 31, 2019 and 2018, respectively (see Note 19).

Estimation of Retirement Benefits Liability and Costs

The cost of defined benefits retirement plans, as well as the present value of the defined benefits obligation, is determined using actuarial valuations. The actuarial valuations involve making various assumptions. These include the determination of the discount rates, future salary increases, mortality rates and future pension increases. Due to the complexity of the valuation, the underlying assumptions and its long-term nature, defined benefits obligations are highly sensitive to changes in these assumptions. All assumptions are reviewed at each reporting period. The Company has retirement benefits liability amounting to P9,203,625 and P6,562,556 as at December 31, 2019 and 2018, respectively (see Note 18).

Recognition of Deferred Income Tax Assets

The Company reviews its deferred income tax assets at each reporting date and reduces the carrying amount to the extent that it is no longer probable that sufficient future taxable profits will be available to allow all or part of the deferred income tax assets to be utilized. The Company also reviews the expected timing and tax rates upon reversal of temporary differences and adjusts the impact on deferred income tax accordingly. The Company's assessment on the recognition of deferred income tax assets is based on the forecasted taxable income of the subsequent reporting periods. This forecast is based on the Company's past results and future expectations on revenues and expenses. While the Company believes that its assumptions are appropriate and reasonable, significant changes in these assumptions may materially affect the Company's assessment of the realizability of deferred income tax assets and may lead to future addition to the provision for deferred income tax.

The Company has recognized net deferred income tax assets amounting to P3,705,373 and P3,920,025 as at December 31, 2019 and 2018, respectively (see Note 20).

Provisions and Contingencies

The Company, in the ordinary course of business, sets up appropriate provisions for certain contractual and regulatory obligations, if any, in accordance with its policies on provisions and contingencies. In recognizing and measuring provisions, management takes risk and uncertainties into account.

The Company has recognized a provision for probable losses amounting to P13,901,018 as at December 31, 2019 and 2018 (see Note 11). Provision for probable losses amounting to nil and P8,153,093 was set up by the Company in 2019 and 2018, respectively (see Notes 11 and 16).

5. Cash

This account consists of:

	<i>Note</i>	2019	2018
Cash on hand		P800,096	P265,065
Cash in banks	21	229,150,415	130,655,881
		P229,950,511	P130,920,946

Cash in banks earns interest at the respective bank deposit rates.

Interest income recognized in profit or loss from bank deposits amounted to P1,398,227 and P354,578 in 2019 and 2018, respectively (see Note 17).

6. Trade and Other Receivables - net

This account consists of:

	<i>Note</i>	2019	2018
Trade:			
Third parties		P291,249,156	P602,432,352
Related parties	12	172,737,750	195,187,171
Less allowance for expected credit losses on trade receivables		(2,620,922)	(2,620,922)
		461,365,984	794,998,601
Nontrade		34,655,267	1,383,336
Others		2,126,300	373,352
	21	P498,147,551	P796,755,289

Trade receivables are unsecured, non-interest-bearing and generally have a 30 to 60 days credit terms.

Nontrade receivables pertain to receivables from suppliers for the reimbursements of expenses made by the Company for brand promotions. These are non-interest-bearing and are generally have a 60 to 90 days credit terms.

7. Inventories

This account consists of:

	<i>Note</i>	2019	2018
Spirits - at cost		P457,894,694	P408,967,051
Wines - at cost		92,171,926	88,056,215
Specialty beverages - at cost		49,660,690	67,896,842
	15	P599,727,310	P564,920,108

In 2019 and 2018, the inventories amounting to P1,348,453,996 and P2,011,404,563, respectively, were recognized as an expense during the year and included in "Cost of goods sold" (see Note 15).

8. Prepaid Expenses and Other Current Assets

This account consists of:

	2019	2018
Advances to suppliers	P241,546,226	P360,778,648
Input VAT on imports	4,520,193	13,062,393
Prepaid expenses	1,280,868	900,132
	P247,347,287	P374,741,173

Advances to suppliers pertain to initial down payments made by the Company for purchases of inventories and will be applied against future billings.

9. Property and Equipment

The movements and balances in this account are as follows:

	Transportation and Equipment	Furniture and Fixtures	Leasehold Improvements	Machinery and Equipment	Office Equipment	Total
Cost						
December 31, 2017	P17,467,991	P3,917,061	P8,845,801	P2,092,952	P8,771,095	P41,094,900
Additions	721,429	29,821	5,355,440	580,050	487,381	7,274,121
December 31, 2018	18,189,420	3,946,882	14,201,241	2,773,002	9,258,476	48,369,021
Additions	570,000	-	649,531	131,062	463,062	1,813,655
Disposals	(813,000)	-	-	-	-	(813,000)
December 31, 2019	17,946,420	3,946,882	14,850,772	2,904,064	9,721,538	49,369,676
Accumulated Depreciation and Amortization						
December 31, 2017	17,451,220	3,901,686	7,055,792	1,345,107	7,862,164	37,615,969
Depreciation and amortization for the year	74,494	13,037	1,485,550	573,551	834,122	2,980,754
December 31, 2018	17,525,714	3,914,723	8,541,342	1,918,658	8,696,286	40,596,723
Depreciation and amortization for the year	290,372	21,321	1,681,587	520,412	531,359	3,045,051
Disposals	(813,000)	-	-	-	-	(813,000)
December 31, 2019	17,003,086	3,936,044	10,222,929	2,439,070	9,227,645	42,828,774
Carrying Amounts						
December 31, 2018	P663,706	P32,159	P5,659,899	P854,344	P562,190	P7,772,298
December 31, 2019	P943,334	P10,838	P4,627,843	P464,994	P493,893	P6,540,902

Depreciation and amortization expense for the years ended December 31, 2019 and 2018 were charged as part of "Operating expenses" in profit or loss.

10. Investment in an Associate

The Company engaged in a Shareholders' Agreement and a Share Purchase Agreement with Pernod Ricard Asia S.A.S and Allied Netherlands B.V. for the purchase of the shares of stocks of Pernod Ricards Philippines, Inc. (Pernod) for EURO 2.10 million (P126.96 million) in February 2019.

Pernod wholesales and distributes distilled spirits. The Company offers neutral spirits and ethyl alcohol used in blended wines and distilled liquors. Pernod serves customers throughout the world. Its principal address is at 4-C Palm Coast Avenue One E-com Center Building, Pasay City, 1300. As at December 31, 2019 the Company owns 30% of Pernod shares.

The movements and balances of the Company's investment in an associate are as follows:

	2019
Acquisition costs	P126,956,404
Share in net loss during the period	(8,762,851)
Net carrying amount	P118,193,553

The following table summarizes the financial information of Pernod and shows the reconciliation of the Company's share in net assets of such investee to the carrying amounts of its investment as of December 31, 2019:

	2019
Percentage ownership interest	30%
Current assets	P823,322,979
Noncurrent assets	193,217,651
Current liabilities	627,083,858
Noncurrent liabilities	40,381,518
Net assets	349,075,254
Company's share of net assets	P104,722,576
Goodwill	13,470,977
Carrying amount of investment in an associate	P118,193,553
Revenue	P1,339,369,395
Net loss/total comprehensive loss	(29,209,504)
Company's share in net loss (30%)	(P8,762,851)

11. Trade and Other Payables

This account consists of:

	Note	2019	2018 (As restated - Note 24)
Trade payables to third parties		P103,214,594	P152,268,905
Nontrade:			
Related parties	12	948,310	12,509,003
Third parties		7,423,349	17,110,571
Accrued expenses		22,197,936	19,212,625
Provision		13,901,018	13,901,018
Payables to government agencies		1,288,898	2,296,076
	21	P148,974,105	P217,298,198

Trade payables are non-interest-bearing and generally have a 30 to 60 days credit terms.

Nontrade payables are amounts owed to nontrade suppliers such as manpower agencies, freight companies and other nontrade transactions. These are non-interest-bearing and generally have a 30 to 60 days credit terms. These also include interest on advances from Parent Company.

Accrued expenses consist mainly of accruals for warehousing, salaries and wages, utilities, importation charges and other operating expenses.

The Company sets-up a provision for any probable liabilities that may arise as a result of conducting its business. The disclosures of additional details beyond the present disclosures may prejudice the Company's position with respect to these matters. Thus, as allowed by PAS 37, *Provisions, Contingent Liabilities and Contingent Assets*, only a general description is provided.

The movements and balances of provisions as at and for the years ended December 31 are as follows:

	Note	2019	2018
Balances at beginning of year		P13,901,018	P5,747,925
Provision during the year	16	-	8,153,093
Balances at end of year		P13,901,018	P13,901,018

12. Related Party Transactions

Transactions and account balances with related parties as at and for the years ended December 31 are as follows:

Category	Year	Note	Transactions During the Year	Outstanding Balance		Terms	Conditions
				Trade Receivables	Amounts Owed to Related Parties		
Parent Company							
• Advances	2019	a	P -	P -	P -	Payable on demand	Unsecured
	2018		-	-	105,000,000		
• Interest expense	2019	a, 11, 17	1,062,292	-	787,500	Payable on demand	Unsecured
	2018		3,315,599	-	4,103,099		
• Management fee	2019	b	-	-	106,700,000	Due and demandable non-interest-bearing	Unsecured
	2018		-	-	106,700,000		
Entities under Common Control							
• Advances	2019	c	151,618	-	86,151,618	Payable on demand; non-interest-bearing	Unsecured
	2018		-	-	86,000,000		
• Sales of goods	2019	d, 6	519,081,156	172,737,750	-	30 to 60-day credit term; non-interest-bearing	Unsecured; no impairment
	2018		533,787,615	195,187,171	-		
• Lease liability	2019	e, 19	2,284,448	-	3,693,860	Payable on a monthly basis	Unsecured
	2018		2,234,447	-	5,978,308		
• Reimbursement of expenses	2019	f, 11	160,810	-	160,810	Payable on demand; non-interest-bearing	Unsecured
	2018		8,405,904	-	8,405,904		
TOTAL	2019			P172,737,750	P197,493,788		
TOTAL	2018			P195,187,171	P316,187,311		

- Cash advances extended from its Parent Company in the form of promissory note. These advances earn annual interest rate of 4.5% and 3.25% for 2019 and 2018, respectively with maturities of two (2) years. Full payment was made in 2019.
- This pertains to amount due to the Parent Company for corporate services rendered in 2017 and 2016.
- These are cash advances from an entity under common control for additional working capital requirements.
- In the normal course of business, the Company distributes wines and liquors to entities under common control (see Note 6).

- e. The Company entered into lease agreements with an entity under common control for its office space and warehouse. Lease expenses include amortization expense on right-of-use assets and interest expense on lease liabilities (see Note 19).
- f. This represents advances from officers and related parties in the form of reimbursement of expenses and working capital advances.
- g. The compensation of the key management personnel of the Company, by benefit type, follows:

	2019	2018
Short-term employee benefits	P4,215,415	P3,716,838
Retirement benefits cost	111,204	110,009
	P4,326,619	P3,826,847

As at December 31, 2019 and 2018, amounts owed to related parties are presented as follows:

	Note	2019	2018
Trade and other payables	11	P948,310	P12,509,003
Lease liabilities	19	3,693,860	5,978,308
Due to related parties		192,851,618	297,700,000
		P197,493,788	P316,187,311

13. Loan Payable

This account pertains to unsecured, peso-denominated loans obtained from a local bank with maturity of 90 days with annual interest rate of 5.875% and 3.00% in 2019 and 2018. This loan is intended to finance the inventory build-up and additional working capital requirements of the Company.

This loan is not subject to compliance with any loan covenant.

Interest expenses recognized in profit or loss relating to loan payable amounted to P23,302,000 and P16,224,251 for the years ended December 31, 2019 and 2018, respectively (see Notes 17 and 23).

14. Equity

Retained Earnings

On December 11, 2015, the Company's BOD approved the declaration of cash dividends amounting to P100 million, payable to stockholders of record as at the same date. The management is planning to settle in 2021 the dividends payable as at December 31, 2019.

Stock corporations are prohibited from retaining surplus profits in excess of one hundred (100%) percent of their paid-in capital stock, except:

- a. when justified by definite corporate expansion projects or programs approved by the BODs; or

- b. when the corporation is prohibited under any loan agreement with any financial institutions or creditors, whether local or foreign, from declaring dividends without their consent, and such consent has not yet been secured; or
- c. when it can be clearly shown that such retention is necessary under special circumstances of the corporation, such as when there is a need for special reserve for probable contingencies.

As at December 31, 2019, the Company has retained earnings in excess of its paid-up capital. The Company is planning to apply for an increase in the authorized capital stock of the Company with the SEC in 2020 or 2021 to address the excess retained earnings.

15. Cost of Goods Sold

This account consists of:

	Note	2019	2018
Inventory at beginning of year		P564,920,108	P694,796,560
Net purchases during the year		1,383,261,198	1,881,528,111
Cost of goods available for sale		1,948,181,306	2,576,324,671
Inventory at end of year	7	(599,727,310)	(564,920,108)
		P1,348,453,996	P2,011,404,563

16. Operating Expenses

This account consists of:

	Note	2019	2018 (As restated - Note 24)
Advertising		P61,591,647	P140,094,281
Salaries, wages and other employee benefits	18	43,970,386	42,742,510
Warehousing and delivery		26,075,964	47,935,715
Depreciation and amortization	9, 19	12,820,052	12,434,257
Taxes and licenses		5,442,298	3,985,973
Utilities		2,239,733	3,521,377
Insurance		1,787,795	2,123,012
Transportation and travel		1,120,676	1,715,796
Janitorial services		742,622	1,337,530
Representation		728,252	1,403,849
Office supplies		668,445	939,138
Repair and maintenance		226,192	739,313
Professional fees		202,520	530,246
Provision for probable loss	11	-	8,153,093
Miscellaneous		789,725	1,568,956
		P158,406,307	P269,225,046

17. Other Charges - net

This account consists of:

	Note	2019	2018 (As restated - Note 24)
Interest expense	12, 13, 19, 23	(P24,951,433)	(P20,337,987)
Foreign exchange gain (loss) - net	21	3,683,336	(1,044,792)
Interest income	5	1,398,227	354,578
Bank charges		(864,601)	(397,461)
Others - net		160,714	-
		(P20,573,757)	(P21,425,662)

18. Retirement Benefits Liability

The Company has an unfunded, non-contributory, defined benefits retirement plan covering all of its regular and full-time employees. Costs are determined in accordance with the actuarial studies made for the plan. Under the plan, the employees are entitled to retirement benefits equivalent to an amount computed based on Republic Act No. 7641, *Retirement Pay Law*, equivalent to one-half month's salary for every year of service, with six (6) months or more of service considered as one year.

The succeeding table summarizes the components of retirement benefits cost under a defined benefits retirement plan recognized in profit or loss and the amount of retirement benefits liability recognized in the statements of financial position. Annual cost is determined using the projected unit credit method. The Company's latest actuarial valuation date is December 31, 2019.

The table below shows the present value of the defined benefits retirement obligation/ retirement benefits liability and its components as at December 31:

	2019	2018
Balance at beginning of year	P6,562,556	P14,233,985
Recognized in Profit or Loss		
Current service cost	637,948	581,737
Interest expense	492,192	765,789
	1,130,140	1,347,526
Included in Other Comprehensive Income		
Actuarial loss (gain) arising from:		
Financial assumptions	1,539,531	(3,614,998)
Experience adjustments	(28,602)	830,744
Demographic assumptions	-	(6,234,701)
	1,510,929	(9,018,955)
Balance at end of year	P9,203,625	P6,562,556

The retirement benefits costs is recognized as part of "Salaries, wages, and other employee benefits" under "Operating expenses" in profit or loss (see Note 16).

The plan exposes the Company to actuarial risks such as interest rate risk, longevity risk and salary risk as follows:

Interest Risk

The present value of the defined benefits obligation is calculated using a discount rate determined by reference to market yields to government bonds. Generally, a decrease in the interest rate of a reference government bonds will increase the plan obligation.

Longevity and Salary Risks

The present value of the defined benefits obligation is calculated by reference to the best estimate of the mortality of the plan participants both during and after their employment and to their future salaries. Consequently, increases in the life expectancy and salary of the plan participants will result in an increase in the plan obligation.

The principal actuarial assumptions (in percentages) as at December 31 used to determine retirement benefits liability are as follows:

	2019	2018
Discount rate	5.18%	7.50%
Salary increase rate	8.00%	8.00%

Assumptions for mortality and disability rates are based on published statistics and mortality and disability tables.

The weighted average duration of the benefit payments is approximately 8.4 years and 7.7 years as at December 31, 2019 and 2018, respectively.

Sensitivity Analysis

Reasonably possible changes at the reporting date to one of the relevant actuarial assumptions, holding other assumptions constant, would have affected the defined benefits obligation by the amounts shown below:

	2019		2018	
	Defined Benefits Obligation		Defined Benefits Obligation	
	1 Percent Increase	1 Percent Decrease	1 Percent Increase	1 Percent Decrease
Discount rate	(P720,182)	P823,851	(P476,084)	P535,575
Future salary growth	793,010	(708,698)	527,757	(478,187)

Although the analysis does not take into account the full distribution of cash flows expected under the plan, it does provide an approximation of the sensitivity of the assumption shown.

It should be noted that in the event a benefit claim arises under that plan, the benefits shall be due and payable from the Company.

Funding Arrangements

The plan is unfunded and non-contributory. Benefit claims under the defined benefits retirement obligation are paid directly by the Company when they become due.

Asset-liability Matching

The Company does not perform any ALM study. The Company has no plan assets to match against liabilities under the retirement plan.

Maturity analysis of the benefit payments as at December 31 follow:

Defined Benefits Obligation	Carrying Amount	Contractual Cash Flows	Within 1 Year	Within 1-5 Years	More than 5 Years
2019	P9,203,625	P10,698,659	P -	P4,383,215	P6,315,444
2018	P8,562,556	P10,040,406	P -	P708,262	P9,332,144

19. Lease Agreements

The significant lease agreements entered into by the Company are as follows:

- The Company leases from an entity under common control its office space with total area of 408.5 square meters for a term of three (3) years until July 15, 2018, renewable under terms and condition agreed upon by both parties. This lease agreement was subsequently renewed for three (3) years from July 16, 2018 to July 16, 2021 (see Note 12).
- On February 20, 2015, the Company entered into a lease agreement with a third party for a covered warehouse and office building located at 3270 Gasanco Compound, Merville Annex Road, Pasay City for a term of five (5) years from April 1, 2015 to March 31, 2020, renewable upon agreement by both parties. Escalation rate is 5% starting second year and 10% starting fourth year.

The lease agreements provide for, among others, security deposits amounting to P3,203,153 and P2,807,854 as at December 31, 2019 and 2018, respectively, which are shown as "Refundable deposits" in the statements of financial position.

On transition to PFRS 16, the Company recognized right-of-use assets in relation to the lease agreements (a) and (b). As at January 1, 2018, the right-of-use assets and lease liabilities recognized amounted to P16,973,987 and P20,068,702, respectively.

The movement of the right-of-use assets and lease liabilities for the years ended December 31, 2019 and 2018 are as follows:

i. Right-of-Use Assets

	Note	2019	2018 (As restated - see Note 24)
Balance at beginning of year		P14,626,093	P16,973,987
Additions		-	7,105,609
Amortization charge for the year	16	(9,775,001)	(9,453,503)
Balance at end of year		P4,851,092	P14,626,093

ii. Lease Liabilities

	Note	2019	2018 (As restated - see Note 24)
Balance at beginning of year		P17,526,134	P20,068,702
Additions		-	7,105,609
Interest charge for the year	17	587,141	798,137
Payments made:			
Principal portion of lease liabilities	23	(10,833,018)	(9,648,177)
Interest expense	23	(587,141)	(798,137)
Balance at end of year		P6,693,116	P17,526,134

Maturity analyses of the undiscounted lease liabilities as at December 31, 2019 and 2018 are as follows:

	Undiscounted Lease Payments	Interest	Present Value of Lease Liabilities
Not later than one year	P5,596,124	P171,360	P5,424,764
Later than one year but not later than five years	1,290,665	22,313	1,268,352
Balance at December 31, 2019	P6,886,789	P193,673	P6,693,116

	Undiscounted Lease Payments	Interest	Present Value of Lease Liabilities
Not later than one year	P11,449,597	P616,579	P10,833,018
Later than one year but not later than five years	6,886,789	193,673	6,693,116
Balance at December 31, 2018	P18,336,386	P810,252	P17,526,134

The Company's lease liabilities classified in the statements of financial position are as follows:

	2019	2018 (As restated - see Note 24)	2017 (As restated - see Note 24)
Current	P5,424,764	P10,833,018	P8,520,876
Noncurrent	1,268,352	6,693,116	11,547,826
	P6,693,116	P17,526,134	P20,068,702

iii. Amounts Recognized in Profit or Loss

	Note	2019	2018 (As restated - see Note 24)
Amortization expense	16	P9,775,001	P9,453,503
Interest on lease liabilities	17	587,141	798,137
		P10,362,142	P10,251,640

iv. Amounts Recognized in the Statements of Cash Flows

	2019	2018 (As restated - see Note 24)
Total cash outflows for leases	P11,420,159	P10,446,314

20. Income Taxes

The components of provision for income tax are shown below:

	2019	2018
Current	P19,139,647	P14,611,436
Deferred	667,930	(418,143)
	P19,807,577	P14,193,293

Current provision for income tax represents regular corporate income tax in 2019 and 2018.

The reconciliation of the provision for income tax computed at the statutory income tax rate and the provision for income tax shown in profit or loss for the years ended December 31 is as follows:

	2019	2018
Income before income tax	P66,846,716	P66,525,619
Provision for income tax computed at statutory income tax rate of 30%	P20,054,015	P19,957,686
Additions to (reductions in) income taxes resulting from the tax effects of:		
Interest income subjected to final tax	(419,468)	(106,373)
Other adjustments	173,030	(5,658,020)
Provision for income tax	P19,807,577	P14,193,293

The components of the Company's net deferred income tax assets are as follows:

	2019	2018
Retirement benefits liability	P2,761,087	P1,968,767
Effect of PFRS 16	552,608	870,013
Allowance for expected credit losses on trade receivables	786,277	786,277
Unrealized foreign exchange loss (gain)	(394,599)	294,968
	P3,705,373	P3,920,025

The movements of net deferred income tax assets are accounted for as follows:

	2019	2018
Amount charged to profit or loss	(P667,930)	P418,143
Amount charged to OCI relating to remeasurement on retirement benefits	453,278	(2,705,687)
Net decrease in deferred income tax assets	(P214,652)	(P2,287,544)

21. Financial Risk and Capital Management Objectives and Policies

Objectives and Policies

The Company's BOD has overall responsibility for the establishment and oversight of the Company's risk management framework.

The Company's financial instruments comprise of cash in banks, trade and other receivables, refundable deposits, trade and other payables, due to related parties, loan payable and dividend payable.

The Company's financial instruments comprise of cash in banks, trade and other receivables, refundable deposits, trade and other payables, due to related parties, loan payable and dividend payable.

The main objectives of the Company's financial risk management are as follows:

- to identify and monitor such risks on an ongoing basis;
- to minimize and mitigate such risks; and
- to provide a degree of certainty about costs.

The Company's finance and treasury functions operate as a centralized service for managing financial risks and activities as well as providing optimum investment yield and cost-efficient funding for the Company.

The Company has exposure to the following risks from its use of financial instruments:

- Credit Risk
- Liquidity Risk
- Market Risk

This note presents information about the Company's exposure to each of the above risks, the Company's objectives, policies and processes for measuring and managing risks, and the Company's management of capital.

There were no changes in the exposures to each of the above risks and to the Company's objectives, policies and processes for measuring and managing the risk from the previous period. The policies for managing specific risks are summarized below:

Credit Risk

Credit risk represents the risk of loss the Company would incur if credit customers and counterparties fail to perform their contractual obligations. The Company's credit risk arises from the Company's use of its financial assets. Credit risk management involves entering into financial transactions only with counterparties with acceptable credit rating.

The carrying amount of financial assets represents the maximum credit exposure to credit risk as at December 31 as follows:

	<i>Note</i>	2019	2018
Cash in banks	5	P229,150,415	P130,655,881
Trade and other receivables - net	6	498,147,551	796,755,289
Refundable deposits	19	3,203,153	2,807,854
		P730,501,119	P930,219,024

As at December 31, 2019 and 2018, the aging per class of financial assets is as follows:

	Neither Past Due nor Impaired	Past Due but not Impaired			Impaired	Total
		1 to 30 Days	31 to 60 Days	More than 60 Days		
Cash in banks	P229,150,415	P -	P -	P -	P -	P229,150,415
Trade and other receivables	294,771,165	118,622,452	35,351,475	49,402,459	2,620,922	500,768,473
Refundable deposits	3,203,153	-	-	-	-	3,203,153
	P527,124,733	P118,622,452	P35,351,475	P49,402,459	P2,620,922	P733,122,041

	Neither Past Due nor Impaired	Past Due but not Impaired			Impaired	Total
		1 to 30 Days	31 to 60 Days	More than 60 Days		
Cash in banks	P130,655,881	P -	P -	P -	P -	P130,655,881
Trade and other receivables	504,681,127	121,565,128	47,812,232	122,696,802	2,620,922	799,376,211
Refundable deposits	2,807,854	-	-	-	-	2,807,854
	P638,144,862	P121,565,128	P47,812,232	P122,696,802	P2,620,922	P932,839,946

Based on the historical default rates, the Company believes that other than the specifically impaired trade and other receivables, no additional allowance for expected credit losses is necessary in respect of trade and other receivables that are past due but not impaired because such accounts relate to customers that have good payment records with the Company. On the other hand, the Company believes that no expected credit loss is necessary in respect of other financial assets since they are neither past due nor impaired.

The Company's policy is to enter into transactions with a diversity of credit worthy parties to mitigate any significant concentration of credit risk. There is no significant concentration of credit risk within the Company.

As at December 31, 2019 and 2018, the Company does not expect any counterparty, other than trade customers, to fail in meeting its obligations, thus, related risk is deemed to be insignificant.

Credit Quality

In monitoring and controlling credit extended to counterparty, the Company adopts a comprehensive credit rating system based on financial and non-financial assessments of its customers. Financial factors being considered comprised of the financial standing of the customer while the nonfinancial aspects include but are not limited to the assessment of the customer's nature of business, management profile, industry background, payment habit and both present and potential business dealings with the Company.

The credit quality of the Company's financial assets that are neither past due nor impaired as at December 31, 2019 and 2018 are as follows:

	December 31, 2019			Total
	High Grade	Standard Grade	Substandard Grade	
Cash in banks	P229,150,415	P -	P -	P229,150,415
Trade and other receivables	-	294,771,165	-	294,771,165
Refundable deposits	-	3,203,153	-	3,203,153
	P229,150,415	P297,974,318	P -	P527,124,733

	December 31, 2018			Total
	High Grade	Standard Grade	Substandard Grade	
Cash in banks	P130,655,881	P -	P -	P130,655,881
Trade and other receivables	-	504,681,127	-	504,681,127
Refundable deposits	-	2,807,854	-	2,807,854
	P130,655,881	P507,488,981	P -	P638,144,862

The Company assessed the credit quality of the financial assets that are neither past due nor impaired as follows:

- a. Cash in banks were assessed as high grade since these are deposited in reputable banks with a good credit standing, which have a low probability of insolvency and can be withdrawn anytime. The credit quality of these financial assets is considered to be high grade.
- b. High grade trade and other receivables pertain to those receivables from customers who consistently pay before the maturity date. Standard grade trade and other receivables include those that are collected on their due dates even without an effort from the Company to follow them up while receivables which are collected on their due dates provided that Company made a persistent effort to collect them are included under substandard grade receivables.
- c. Standard grade for refundable deposits pertains to unsecured rental deposit related to the Company's lease commitment.

ECL Assessment

The Company allocates each exposure to a credit risk on data that are determined to be predictive of the risk of loss (including but not limited to external ratings, audited financial assets, management accounts and cash flow projections and available press information about customers) and applying expected credit judgment. Credit risk grades are defined using qualitative and quantitative factors that are indicative of the risk of default.

In measuring the expected credit losses, trade and other receivables have been assessed on a collective basis as they pose shared credit risk characteristics. They have been grouped based on the days past due.

The following table provides information about the exposure to credit risk for trade and other receivables as at December 31, 2019 and 2018:

	December 31, 2019		
	Gross Carrying Amount	Expected Credit Loss Allowance	Credit-impaired
Current (not past due)	P294,771,165	P -	No
1-30 days past due	118,622,452	-	No
31-60 days past due	35,351,475	-	No
61-90 days past due	13,818,532	-	No
91-180 days past due	11,747,312	-	No
181-360 days past due	22,991,644	-	No
More than 360 days past due	3,465,893	2,620,922	Yes
	P500,768,473	P2,620,922	

	December 31, 2018		
	Gross Carrying Amount	Expected Credit Loss Allowance	Credit-impaired
Current (not past due)	P504,681,127	P -	No
1-30 days past due	121,565,128	-	No
31-60 days past due	47,812,232	-	No
61-90 days past due	34,833,626	-	No
91-180 days past due	29,149,660	-	No
181-360 days past due	38,807,876	-	No
More than 360 days past due	22,526,562	2,620,922	Yes
	P799,376,211	P2,620,922	

The Company applies the simplified approach in providing for expected credit losses prescribed by PFRS 9, which permits the use of the lifetime expected loss provision and applies a provision matrix.

The maturity of the Company's receivables is less than one year so the lifetime expected credit losses and the 12-month expected credit losses are similar.

Exposures within each credit risk grade are assessed based on delinquency and actual credit loss experience. The Company considered both historical loss rate and forward-looking assumptions. The Company assessed that the impact of forward-looking assumptions is immaterial.

Liquidity Risk

The following are the contractual maturities of financial assets and financial liabilities, including estimated interest payments and excluding the impact of netting agreements:

	As at December 31, 2019			
	Carrying Amount	Contractual Cash Flows	Within 1 Year	1 to 5 Years
Financial Assets				
Cash in banks	P229,150,415	P229,150,415	P229,150,415	P -
Trade and other receivables - net	498,147,551	498,147,551	498,147,551	-
Refundable deposits	3,203,153	3,203,153	-	3,203,153
	P730,501,119	P730,501,119	P727,297,966	P3,203,153

	As at December 31, 2019			
	Carrying Amount	Contractual Cash Flows	Within 1 Year	1 to 5 Years
Financial Liabilities				
Trade and other payables*	P133,784,189	P133,784,189	P133,784,189	P -
Loan payable	313,000,000	314,852,377	314,852,377	-
Due to related parties	192,851,618	193,913,910	193,913,910	-
Dividend payable	100,000,000	100,000,000	100,000,000	-
Lease liabilities	6,693,116	6,886,789	5,596,124	1,290,665
	P746,328,923	P749,437,265	P748,146,600	P1,290,665

*Excluding payables to government agencies and provision.

As at December 31, 2018				
	Carrying Amount	Contractual Cash Flows	Within 1 Year	1 to 5 Years
Financial Assets				
Cash in banks	P130,655,881	P130,655,881	P130,655,881	P -
Trade and other receivables - net	796,755,289	796,755,289	796,755,289	-
Refundable deposits	2,807,854	2,807,854	-	2,807,854
	P930,219,024	P930,219,024	P927,411,170	P2,807,854

As at December 31, 2018				
	Carrying Amount	Contractual Cash Flows	Within 1 Year	1 to 5 Years
Financial Liabilities				
Trade and other payables*	P201,101,104	P201,101,104	P201,101,104	P -
Loan payable	357,000,000	359,782,767	359,782,767	-
Due to related parties	297,700,000	301,015,599	301,015,599	-
Dividend payable	100,000,000	100,000,000	100,000,000	-
Lease liabilities	17,526,134	18,336,386	11,449,597	6,886,789
	P973,327,238	P980,235,856	P973,349,067	P6,886,789

*Excluding payables to government agencies and provision.

It is not expected that the cash flows included in the maturity analysis could occur significantly earlier, or at significantly different amounts.

Market Risk

Market risk is the risk that changes in market prices, such as foreign exchange rates, interest rates and other market prices will affect the Company's income or the value of its holdings of financial instruments. The objective of market risk management is to manage and control market risk exposures within acceptable parameters, while optimizing the return. The Company is subject to foreign currency risk.

Foreign Currency Risk

The Company's foreign currency denominated assets and liabilities as at December 31, 2019 and 2018 are as follows:

As at December 31, 2019					
Currency	Financial Assets	Financial Liabilities	Net Foreign Currency Liabilities	Exchange Rate	PHP Equivalent
USD	-	1,674,832	(1,674,832)	50.74	(84,980,976)
EUR	-	439,285	(439,285)	56.35	(24,753,710)
AUD	-	434,133	(434,133)	35.26	(15,307,530)
GBP	791	-	791	65.99	52,198
					(124,990,018)

As at December 31, 2018					
Currency	Financial Assets	Financial Liabilities	Net Foreign Currency Liabilities	Exchange Rate	PHP Equivalent
USD	-	437,722	(437,722)	52.72	(23,076,704)
GBP	-	8,318	(8,318)	66.73	(555,060)
					(23,631,764)

Net foreign exchange gain recognized in profit or loss amounted to P3,683,336 for the year ended December 31, 2019 and net foreign exchange loss recognized in profit or loss amounted to P1,044,792 for the year ended December 31, 2018 (see Note 17).

Sensitivity Analysis

The following table demonstrates sensitivity of cash flows due to changes in foreign exchange rates with all variables held constant.

	December 31, 2019	
	Percentage Increase in Foreign Exchange Rates	Effect in Income after Income Tax
USD	3.76%	P2,236,699 decrease
EUR	6.57%	1,138,423 decrease
AUD	4.88%	522,905 decrease
GRB	1.11%	406 decrease

	December 31, 2018	
	Percentage Increase in Foreign Exchange Rates	Effect in Income after Income Tax
USD	6%	P902,640 decrease
GRB	0.58%	2,237 decrease

Changes in foreign exchange rates are based on the average of the banks' forecasted closing exchange rates during the first quarter of the following calendar year. A movement in the opposite direction would increase/decrease income before income tax by the same amount, on the basis that all other variables remains constant.

Capital Management

The Company's objectives, when managing capital, are to increase the value of stockholders' investment and maintain high growth by applying free cash flows to selective investments that would further the Company's worth. The Company sets strategies with the objective of establishing a versatile and resourceful financial management and capital structure.

The Company defines capital as paid-in capital stock, additional paid-in capital and retained earnings. Other components of equity are excluded from capital for purposes of capital management. Profiles for capital ratios are set in the light of changes in the Company's external environment and the risks underlying the Company's business operations and industry.

The Company is not subject to externally-imposed capital requirements.

22. Fair Values of Financial Instruments

Cash, Trade and Other Receivables, Trade and Other Payables and Dividends Payable

The carrying amounts of the Company's cash, trade and other receivables, trade and other payables (excluding provision and payables to government agencies) and dividends payable approximate their fair values due to the short-term maturities of these financial instruments.

Refundable Deposits

The carrying amount of refundable deposit approximates its fair values as the impact of discounting is not significant.

Loan Payable and Due to Related Parties

The estimated fair values of loan payable and due to related parties are based on the present value of expected future cash flows using the applicable market rates for similar types of loans at reporting date. The difference between the carrying amount and fair value of loan payable and due to related parties is considered immaterial by management.

Lease Liabilities

The fair value of lease liabilities is based on the prevailing market rates for similar instruments.

The carrying amounts and estimated fair values of the Company's financial assets and financial liabilities as at December 31, 2019 and 2018 are presented below:

	2019		2018	
	Carrying Amount	Fair Value	Carrying Amount	Fair Value
Financial Assets				
Cash	P229,950,511	P229,950,511	P130,920,946	P130,920,946
Trade and other receivables - net	498,147,551	498,147,551	796,755,289	796,755,289
Refundable deposits	3,203,153	3,195,001	2,807,854	2,800,706
	P731,301,215	P731,293,063	P930,484,089	P930,476,941

	2019		2018	
	Carrying Amount	Fair Value	Carrying Amount	Fair Value
Other Financial Liabilities				
Trade and other payables	P133,784,189	P133,784,189	P201,101,104	P201,101,104
Due to related parties	192,851,618	193,913,910	297,700,000	301,015,599
Loan payable	313,000,000	314,852,377	357,000,000	359,782,767
Dividends payable	100,000,000	100,000,000	100,000,000	100,000,000
Lease liabilities	6,693,116	6,767,071	17,526,134	17,266,698
	P746,328,923	P749,317,547	P973,327,238	P979,166,168

23. Reconciliation Between the Opening and Closing Balances for Liabilities Arising from Financing Activities

The reconciliation of movements of liabilities to cash flows arising from financing activities in 2019 and 2018 are as follow:

December 31, 2019	Loan Payable	Accrued Interest	Lease Liabilities	Due to Related Parties	Total
Balances at beginning of year	P357,000,000	P4,103,099	P17,526,134	P297,700,000	P676,329,233
Cashflows from Financing Activities					
Payments of:					
Loan payable	(170,000,000)	-	-	-	(170,000,000)
Advances from related parties	-	-	-	(104,848,382)	(104,848,382)
Lease liabilities	-	-	(10,833,018)	-	(10,833,018)
Interest	(23,302,000)	(4,377,891)	(587,141)	-	(28,267,032)
Proceeds from availment of loan payable	126,000,000	-	-	-	126,000,000
Interest expense	23,302,000	1,062,292	587,141	-	24,951,433
	P313,000,000	P787,500	P6,693,116	P192,851,618	P513,332,234

December 31, 2018	Loan Payable	Accrued Interest	Lease Liabilities	Due to Related Parties	Total
Balances at beginning of year	P50,000,000	P787,500	P20,068,702	P297,700,000	P368,556,202
Cashflows from Financing Activities					
Payments of:					
Loan payable	(130,000,000)	-	-	-	(130,000,000)
Advances from related parties	-	-	-	-	-
Lease liabilities	-	-	(9,648,177)	-	(9,648,177)
Interest	(16,224,251)	-	(798,137)	-	(17,022,388)
Proceeds from availment of loan payable	437,000,000	-	-	-	437,000,000
Interest expense	16,224,251	3,315,599	798,137	-	20,337,987
Additions to lease liabilities	-	-	7,105,609	-	7,105,609
	P357,000,000	P4,103,099	P17,526,134	P297,700,000	P676,329,233

24. Prior Period Restatements

The Company restated its statements of financial position as at December 31, 2018 and January 1, 2018 and its statement of comprehensive income for the year ended December 31, 2018 in accordance with PAS 8 to recognize the required asset and obligation under PFRS 16 (see Note 3). These restatements have material impact on the statement of financial position and the statement of comprehensive income as at the beginning of the earliest period presented. The following tables summarize the impacts on the Company's financial statements.

December 31, 2018	As Previously Reported	Adjustments	As Restated
Statement of Financial Position			
Right-of-use assets - net	P -	P14,626,093	P14,626,093
Deferred income tax assets	3,050,013	870,012	3,920,025
Others	1,877,917,668	-	1,877,917,668
Total Assets	P1,880,967,681	P15,496,105	P1,896,463,786
Lease liabilities - current portion	P -	P10,833,018	P10,833,018
Lease liabilities - net of current portion	-	6,693,116	6,693,116
Trade and other payables	218,924,769	(1,626,571)	217,298,198
Others	766,889,268	-	766,889,268
Total Liabilities	P985,814,037	P15,899,563	P1,001,713,600
Retained earnings	P737,675,237	(P403,458)	P737,271,779
Others	157,478,407	-	157,478,407
Total Equity	P895,153,644	(P403,458)	P894,750,186
Statement of Comprehensive Income			
Net sales	(P2,368,580,890)	P -	(P2,368,580,890)
Cost of goods sold	2,011,404,563	-	2,011,404,563
Operating expenses	270,211,131	(986,085)	269,225,046
Other charges - net	20,627,525	798,137	21,425,662
Provision for income tax	14,134,891	58,402	14,193,293
Net Income	(P52,202,780)	(P129,546)	(P52,332,326)
Total Comprehensive Income	(P58,516,048)	(P129,546)	(P58,645,594)

December 31, 2018	As Previously Reported	Adjustments	As Restated
Statement of Cash Flows			
<i>Operating Activities</i>			
Income before income tax	P66,337,671	P187,948	P66,525,619
Adjustments for:			
Interest expense	19,539,850	798,137	20,337,987
Provision for probable loss	8,153,093	-	8,153,093
Depreciation and amortization	2,980,754	9,453,503	12,434,257
Retirement benefits costs	1,347,526	-	1,347,526
Unrealized foreign exchange loss	983,228	-	983,228
Interest income	(354,578)	-	(354,578)
Operating income before working capital changes	98,987,544	10,439,588	109,427,132
Decrease (increase) in:			
Trade and other receivables - net	(34,770,964)	-	(34,770,964)
Inventories	129,876,452	-	129,876,452
Prepaid expenses and other current assets	(307,590,998)	-	(307,590,998)
Refundable deposits	(485,734)	-	(485,734)
Increase (decrease) in:			
Trade and other payables	(79,540,138)	6,726	(79,533,412)
Cash used in operations	(193,523,838)	10,446,314	(183,077,524)
Income taxes paid	(33,351,153)	-	(33,351,153)
Interest paid	(16,224,251)	(798,137)	(17,022,388)
Interest received	354,578	-	354,578
Net cash used in operating activities	(P242,744,664)	P9,648,177	(P233,096,487)
Investing Activity			
Additions to property and equipment	(P7,274,121)	P -	(P7,274,121)
Financing Activities			
Proceeds from availment of loan payable	P437,000,000	P -	P437,000,000
Payments on loan payable	(130,000,000)	-	(130,000,000)
Payments of lease liabilities	-	(9,648,177)	(9,648,177)
Net cash from financing activities	P307,000,000	(P9,648,177)	P297,351,823
<hr/>			
January 1, 2018	As Previously Reported	Adjustments	As Restated
Statement of Financial Position			
Right-of-use assets - net	P -	P16,973,987	P16,973,987
Deferred income tax assets	5,279,156	928,413	6,207,569
Others	1,603,671,842	-	1,603,671,842
Total Assets	P1,608,950,998	P17,902,400	P1,626,853,398
Lease liabilities - current portion	P -	P8,520,876	P8,520,876
Lease liabilities - net of current portion	-	11,547,826	11,547,826
Trade and other payables	286,012,987	(1,633,298)	284,379,689
Others	486,300,415	-	486,300,415
Total Liabilities	P772,313,402	P18,435,404	P790,748,806
Retained earnings	P685,472,457	(P533,004)	P684,939,453
Others	151,165,139	-	151,165,139
Total Equity	P836,637,596	(P533,004)	P836,104,592

25. Subsequent Events

On March 8, 2020, under Proclamation 922, the President of the Philippines (the "President") has declared a state of public health emergency due to the spread of the Corona Virus Disease 2019 (COVID-19) in the country. Subsequently on March 16, 2020, under Proclamation 929, the previously declared state of public health emergency was upgraded into a state of calamity. To manage the spread of the COVID-19, the entire Luzon has been placed under an Enhanced Community Quarantine (ECQ), effective from March 17, 2020 until April 12, 2020, which was further extended to May 15, 2020. During the ECQ, a strict home quarantine is implemented in all households; all public transportations were suspended, provision for food and essential health services is regulated and the presence of uniformed military personnel to enforce quarantine procedures is heightened. Liquor bans have also been implemented in several areas under ECQ wherein drinking alcoholic beverages in public areas is prohibited and retail stores are only allowed to sell the same during a limited time in the day. On May 16, 2020 onwards, the Philippine government placed different areas of the country either Modified Enhanced Community Quarantine (MECQ) or General Community Quarantine (GCQ), depending on the assessed risk. Several local government units lifted the liquor bans under MECQ and GCQ, subject to certain restrictions.

Since the Company's primary operation is the importation and distribution of wines and spirits, the Company was only able to operate limitedly amidst the quarantine period. Moreover, the Company continues to have a skeletal workforce to oversee and make sure facilities, vital equipment, sanitation and security are adequately and properly maintained.

The Company has assessed that the ECQ being implemented by the government will have a potential unfavorable impact on the Company's revenues including the collection of its receivables, among others. However, the quantitative impact of this event on the Company's financial performance for the succeeding quarters is not yet determinable at this date. Nonetheless, the expected decline in operations does not pose a material uncertainty on the Company's ability to continue as a going concern.

26. Supplementary Information Required by the Bureau of Internal Revenue (BIR) under Revenue Regulations No. 15-2010

In addition to the disclosures mandated under PFRS, and such other standards and/or conventions as may be adopted, companies are required by the BIR to provide in the notes to financial statements, certain supplementary information for the taxable year. The amounts relating to such information may not necessarily be the same with those amounts disclosed in the financial statements which were prepared in accordance with PFRS. The following are the tax information required for the taxable year ended December 31, 2019:

a. VAT

1. Output VAT	P187,935,581
Account title used:	
Basis of the Output VAT:	
Vatable sales	P1,566,129,838
Zero rated sales	36,176,785
Exempt sales	737,004
	P1,603,043,627

2. Input VAT	
Balance at beginning of year	P13,062,393
Current year's domestic purchases:	
a. Goods for resale/manufacture or further processing	159,669,116
b. Goods other than for resale or manufacture	-
c. Services lodged under other accounts	13,468,637
VAT payments and other adjustments	6,255,628
VAT credits used	(187,935,581)
Balance at end of year	P4,520,193

b. Customs Duties and Tariff Fees

Landed cost of imports	P1,143,989,000
Customs duties and tariff fees paid or accrued	71,489,553
	P1,215,478,553

c. Excise Taxes

Imported excisable items wines and liquor	P201,223,810
---	--------------

d. Documentary Stamp Tax

On borrowings	P3,273,168
On purchase of stocks	710,157
	P3,983,325

e. Withholding Taxes

Tax on compensation and benefits	P5,023,551
Expanded withholding taxes	4,427,945
	P9,451,496

f. All Other Taxes (Local and National)

<i>Other taxes paid during the year recognized under "Taxes and licenses" Account under Operating Expenses</i>	
License and permit fees	P1,154,391
Others	304,582
	P1,458,973

g. Tax Cases and Assessments

On June 19, 2019, the Company received a Preliminary Assessment Notice (PAN) covering Income Tax, Value Added Tax, Withholding Tax on Compensation and Documentary Stamp Tax for the taxable year 2018. The initial deficiency assessment based on preliminary investigation amounted to P4.1 million. The Company paid the deficiency tax in 2019.

Information on tariff fees paid or accrued, are not applicable since the Company did not enter into transactions which will result to payment or accrual of such taxes.





**STATEMENT OF MANAGEMENT'S RESPONSIBILITY
FOR ANNUAL INCOME TAX RETURN**

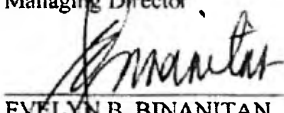
The Management of **Premier Wine and Spirits, Inc. ("the Company")** is responsible for all information and representations contained in the Annual Income Tax Return for the year ended December 31, 2018. Management is likewise responsible for all information and representations contained in the financial statements accompanying the Annual Income Tax Return covering the same reporting period. Furthermore, the Management is responsible for all information and representations contained in all the other tax returns filed for the reporting period, including, but not limited, to the value added tax returns, withholding tax returns, documentary stamp tax returns, and any and all other tax returns.

In this regard, the Management affirms that the attached audited financial statements for the year ended December 31, 2018 and the accompanying Annual Income Tax Return are in accordance with the books and records of **Premier Wine and Spirits, Inc.**, complete and correct in all material respects. Management likewise affirms that:

- (a) the Annual Income Tax Return has been prepared in accordance with the provisions of the National Internal Revenue Code, as amended, and pertinent tax regulations and other issuances of the Department of Finance and the Bureau of Internal Revenue;
- (b) any disparity of figures in the submitted reports arising from the preparation of financial statements pursuant to financial accounting standards and the preparation of the income tax return pursuant to tax accounting rules has been reported as reconciling items and maintained in the company's books and records in accordance with the requirements of Revenue Regulations No. 8-2007 and other relevant issuances;
- (a) **Premier Wine and Spirits, Inc.** has filed all applicable tax returns, reports and statements required to be filed under Philippine tax laws for the reporting period, and all taxes and other impositions shown thereon to be due and payable have been paid for the reporting period, except those contested in good faith.


JOSE PAULINO SANTAMARINA
Chairman of the Board/President


ROBIN DERRICK CO CHUA
Managing Director


EVELYN B. BINANITAN
Treasurer



Signed this 19th day of November 2020



R.G. Manabat & Co.
The KPMG Center, 9/F
6787 Ayala Avenue, Makati City
Philippines 1226
Telephone +63 (2) 8885 7000
Fax +63 (2) 8894 1985
Internet www.home.kpmg/ph
Email ph-inquiry@kpmg.com


**REPORT OF INDEPENDENT AUDITORS
TO ACCOMPANY FINANCIAL STATEMENTS FOR FILING
WITH THE BUREAU OF INTERNAL REVENUE**

The Board of Directors and Stockholders
Premier Wine and Spirits, Inc.
Gate 1, Tabacalera Compound
900 D. Romualdez Street
Paco, Manila

We have audited the accompanying financial statements of Premier Wine and Spirits, Inc. (the "Company"), a wholly-owned subsidiary of Cosco Capital, Inc., for the year ended December 31, 2018, on which we have rendered our report dated November 27, 2020.

In compliance with Revenue Regulations V-20, we are stating that no partner of our Firm is related by consanguinity or affinity to the president, manager or principal stockholders of the Company.

R.G. MANABAT & CO.


GREGORIO I. SAMBRANO, JR.
Partner

CPA License No. 088825
SEC Accreditation No. 1548-AR-1, Group A, valid until December 17, 2021
Tax Identification No. 152-885-329
BIR Accreditation No. 08-001987-36-2018
Issued September 20, 2018; valid until September 19, 2021
PTR No. MKT 8116783
Issued January 2, 2020 at Makati City

November 27, 2020
Makati City, Metro Manila

Firm Regulatory Registration & Accreditation:
PRC-BOA Registration No. 0003, valid until November 21, 2023
SEC Accreditation No. 0003-SEC, Group A, valid for five (5) years covering the audit of 2020 to 2024
financial statements (2019 financial statements are covered by SEC Accreditation No. 0004-FR-5)
IC Accreditation No. 0003-IC, Group A, valid for five (5) years covering the audit of 2020 to 2024
financial statements (2019 financial statements are covered by IC Circular Letter (CL) No. 2019-39, Transition clause)
RSP Accreditation No. 0003-BSP, Group A, valid for five (5) years covering the audit of 2020 to 2024
financial statements (2019 financial statements are covered by BSP Monetary Board Resolution No. 2161, Transition clause)



R.G. Manabat & Co.
The KPMG Center, 9/F
6787 Ayala Avenue, Makati City
Philippines 1226
Telephone +63 (2) 8885 7000
Fax +63 (2) 8894 1985
Internet www.home.kpmg/ph
Email ph-inquiry@kpmg.com

REPORT OF INDEPENDENT AUDITORS

The Board of Directors and Stockholders
Premier Wine and Spirits, Inc.
Gate 1, Tabacalera Compound
900 D. Romualdez Street
Paco, Manila

Report on the Audit of the Financial Statements

Opinion

We have audited the financial statements of Premier Wine and Spirits, Inc. (the "Company"), a wholly-owned subsidiary of Cosco Capital, Inc., which comprise the statements of financial position as at December 31, 2018 and 2017, and the statements of comprehensive income, statements of changes in equity and statements of cash flows for the years then ended, and notes, comprising significant accounting policies and other explanatory information.

In our opinion, the accompanying financial statements present fairly, in all material respects, the financial position of the Company as at December 31, 2018 and 2017, and its financial performance and its cash flows for the years then ended in accordance with Philippine Financial Reporting Standards (PFRS).

Basis for Opinion

We conducted our audits in accordance with Philippine Standards on Auditing (PSA). Our responsibilities under those standards are further described in the *Auditors' Responsibilities for the Audit of the Financial Statements* section of our report. We are independent of the Company in accordance with the Code of Ethics for Professional Accountants in the Philippines (Code of Ethics) together with the ethical requirements that are relevant to our audits of the financial statements in the Philippines, and we have fulfilled our other ethical responsibilities in accordance with these requirements and the Code of Ethics. We believe that the audit evidence we have obtained is sufficient and appropriate to provide a basis for our opinion.

Firm Regulatory Registration & Accreditation:
PRC-BOA Registration No. 0003, valid until November 21, 2023
SEC Accreditation No. 0003-SEC, Group A, valid for five (5) years covering the audit of 2020 to 2024
financial statements (2019 financial statements are covered by SEC Accreditation No. 0004-FR-5)
IC Accreditation No. 0003-IC, Group A, valid for five (5) years covering the audit of 2020 to 2024
financial statements (2019 financial statements are covered by IC Circular Letter (CL) No. 2019-39, Transition clause)
BSP Accreditation No. 0003-BSP, Group A, valid for five (5) years covering the audit of 2020 to 2024
financial statements (2019 financial statements are covered by BSP Monetary Board Resolution No. 2161 Transition clause)



Responsibilities of Management and the Board of Directors for the Financial Statements

Management is responsible for the preparation and fair presentation of the financial statements in accordance with PFRS, and for such internal control as management determines is necessary to enable the preparation of financial statements that are free from material misstatement, whether due to fraud or error.

In preparing the financial statements, management is responsible for assessing the Company's ability to continue as a going concern, disclosing, as applicable, matters related to going concern and using the going concern basis of accounting unless management either intends to liquidate the Company or to cease operations, or has no realistic alternative but to do so.

The Board of Directors is responsible for overseeing the Company's financial reporting process.

Auditors' Responsibilities for the Audit of the Financial Statements

Our objectives are to obtain reasonable assurance about whether the financial statements as a whole are free from material misstatement, whether due to fraud or error, and to issue an auditors' report that includes our opinion. Reasonable assurance is a high level of assurance, but is not a guarantee that an audit conducted in accordance with PSA will always detect a material misstatement when it exists. Misstatements can arise from fraud or error and are considered material if, individually or in the aggregate, they could reasonably be expected to influence the economic decisions of users taken on the basis of these financial statements.

As part of an audit in accordance with PSA, we exercise professional judgment and maintain professional skepticism throughout the audits. We also:

- Identify and assess the risks of material misstatement of the financial statements, whether due to fraud or error, design and perform audit procedures responsive to those risks, and obtain audit evidence that is sufficient and appropriate to provide a basis for our opinion. The risk of not detecting a material misstatement resulting from fraud is higher than for one resulting from error, as fraud may involve collusion, forgery, intentional omissions, misrepresentations, or the override of internal control.
- Obtain an understanding of internal control relevant to the audits in order to design audit procedures that are appropriate in the circumstances, but not for the purpose of expressing an opinion on the effectiveness of the Company's internal control.
- Evaluate the appropriateness of accounting policies used and the reasonableness of accounting estimates and related disclosures made by management.
- Conclude on the appropriateness of management's use of the going concern basis of accounting and, based on the audit evidence obtained, whether a material uncertainty exists related to events or conditions that may cast significant doubt on the Company's ability to continue as a going concern. If we conclude that a material uncertainty exists, we are required to draw attention in our auditors' report to the related disclosures in the financial statements or, if such disclosures are inadequate, to modify our opinion. Our conclusions are based on the audit evidence obtained up to the date of our auditors' report. However, future events or conditions may cause the Company to cease to continue as a going concern.



- Evaluate the overall presentation, structure and content of the financial statements, including the disclosures, and whether the financial statements represent the underlying transactions and events in a manner that achieves fair presentation.

We communicate with the Board of Directors and management regarding, among other matters, the planned scope and timing of the audits and significant audit findings, including any significant deficiencies in internal control that we identify during our audits.

Report on the Supplementary Information Required Under Revenue Regulations No. 15-2010 of the Bureau of Internal Revenue

Our audits were conducted for the purpose of forming an opinion on the basic financial statements taken as a whole. The supplementary information in Note 24 to financial statements is presented for purposes of filing with the Bureau of Internal Revenue and is not a required part of the basic financial statements. Such supplementary information is the responsibility of management. The supplementary information has been subjected to the auditing procedures applied in our audits of the basic financial statements. In our opinion, the supplementary information is fairly stated in all material respects in relation to the basic financial statements taken as a whole.

R.G. MANABAT & CO.

Gregorio I. Sambrano, Jr.
GREGORIO I. SAMBRANO, JR.
Partner

CPA License No. 088825

SEC Accreditation No. 1548-AR-1, Group A, valid until December 17, 2021

Tax Identification No. 152-885-329

BIR Accreditation No. 08-001987-36-2018

Issued September 20, 2018; valid until September 19, 2021

PTR No. MKT 8116783

Issued January 2, 2020 at Makati City

November 27, 2020
Makati City, Metro Manila



PREMIER WINE AND SPIRITS, INC.
(A Wholly-owned Subsidiary of Cosco Capital, Inc.)
STATEMENTS OF FINANCIAL POSITION

		December 31	
	Note	2018	2017
ASSETS			
Current Assets			
Cash	5	P130,920,946	P73,939,731
Trade and other receivables - net	6, 11	796,755,289	761,984,325
Inventories	7, 14	564,920,108	694,796,560
Prepaid expenses and other current assets	8	374,741,173	67,150,175
Total Current Assets		1,867,337,516	1,597,870,791
Noncurrent Assets			
Property and equipment - net	9	7,772,298	3,478,931
Deferred income tax assets	19	3,050,013	5,279,156
Refundable deposits	18	2,807,854	2,322,120
Total Noncurrent Assets		13,630,165	11,080,207
		P1,880,967,681	P1,608,950,998
LIABILITIES AND EQUITY			
Current Liabilities			
Trade and other payables	10, 11	P218,924,769	P286,012,987
Due to related parties	11	297,700,000	297,700,000
Dividends payable	13	100,000,000	100,000,000
Loan payable	12, 22	357,000,000	50,000,000
Income tax payable		5,626,712	24,366,430
Total Current Liabilities		979,251,481	758,079,417
Noncurrent Liability			
Retirement benefits liability	17	6,562,556	14,233,985
Total Liabilities		985,814,037	772,313,402
Equity			
Capital stock - P100 par value			
Authorized, issued and outstanding -			
1,500,000 shares	13	150,000,000	150,000,000
Additional paid-in capital		1,500,000	1,500,000
Retained earnings	13	737,675,237	685,472,457
Accumulated remeasurements on retirement benefits		5,978,407	(334,861)
Total Equity		895,153,644	836,637,596
		P1,880,967,681	P1,608,950,998

See Notes to Financial Statements.

PREMIER WINE AND SPIRITS, INC.
(A Wholly-owned Subsidiary of Cosco Capital, Inc.)
STATEMENTS OF COMPREHENSIVE INCOME

		Years Ended December 31	
	Note	2018	2017
NET SALES	11	P2,368,580,890	P2,025,391,666
COST OF GOODS SOLD	14	2,011,404,563	1,644,155,615
GROSS PROFIT		357,176,327	381,236,051
OPERATING EXPENSES	15	270,211,131	229,755,167
INCOME FROM OPERATIONS		86,965,196	151,480,884
OTHER CHARGES - Net	16	(20,627,525)	(5,062,689)
INCOME BEFORE INCOME TAX		66,337,671	146,418,195
PROVISION FOR INCOME TAX	19	14,134,891	42,027,731
NET INCOME		52,202,780	104,390,464
OTHER COMPREHENSIVE INCOME			
<i>Item that will never be reclassified to profit or loss in subsequent periods</i>			
Remeasurement gain on retirement benefits	17	9,018,955	-
Deferred income tax expense	19	(2,705,687)	-
		6,313,268	-
TOTAL COMPREHENSIVE INCOME		P58,516,048	P104,390,464

See Notes to Financial Statements.



PREMIER WINE AND SPIRITS, INC.
(A Wholly-owned Subsidiary of Cosco Capital, Inc.)
STATEMENTS OF CHANGES IN EQUITY
FOR THE YEARS ENDED DECEMBER 31, 2018 AND 2017

	Capital Stock	Additional Paid-in Capital	Accumulated Remeasurements on Retirement Benefits	Retained Earnings (Note 13)	Total
Balances at December 31, 2016	P150,000,000	P1,500,000	(P334,861)	P581,081,993	P732,247,132
Net income for the year	-	-	-	104,390,464	104,390,464
Other comprehensive income	-	-	-	-	-
Total comprehensive income	-	-	-	104,390,464	104,390,464
Balances at December 31, 2017	150,000,000	1,500,000	(334,861)	685,472,457	836,637,596
Net income for the year	-	-	-	52,202,780	52,202,780
Other comprehensive income	-	-	6,313,268	-	6,313,268
Total comprehensive income	-	-	6,313,268	52,202,780	58,516,048
Balances at December 31, 2018	P150,000,000	P1,500,000	P5,978,407	P737,675,237	P895,153,644

See Notes to Financial Statements.

PREMIER WINE AND SPIRITS, INC.
(A Wholly-owned Subsidiary of Cosco Capital, Inc.)
STATEMENTS OF CASH FLOWS

		Years Ended December 31	
	Note	2018	2017
CASH FLOWS FROM OPERATING ACTIVITIES			
Income before income tax		P66,337,671	P146,418,195
Adjustments for:			
Interest expense	11, 12, 16, 22	19,539,850	3,719,770
Provision for probable losses	10, 15	8,153,093	5,747,925
Depreciation and amortization	9, 15	2,980,754	2,051,051
Retirement benefits costs	17	1,347,526	2,273,883
Unrealized foreign exchange losses		983,228	742,274
Interest income	5, 16	(354,578)	(80,816)
Impairment loss on creditable withholding taxes	15	-	4,426,092
Operating income before working capital changes		98,987,544	165,298,374
Decrease (increase) in:			
Trade and other receivables - net		(34,770,964)	(11,671,143)
Inventories		129,876,452	(177,228,488)
Prepaid expenses and other current assets		(307,590,998)	21,318,072
Refundable deposits		(485,734)	(115,000)
Increase (decrease) in:			
Trade and other payables		(79,540,138)	86,413,854
Due to related parties		-	58,200,000
Cash generated from (used in) operations		(193,523,838)	142,215,669
Income taxes paid		(33,351,153)	(58,117,452)
Interest paid	22	(16,224,251)	(3,719,770)
Interest received	5, 16	354,578	80,816
Net cash from (used in) operating activities		(242,744,664)	80,459,263
CASH FLOWS FROM AN INVESTING ACTIVITY			
Additions to property and equipment	9	(7,274,121)	(1,040,292)
CASH FLOWS FROM FINANCING ACTIVITIES			
Proceeds from availment of loan payable	22	437,000,000	-
Payments on loan payable	22	(130,000,000)	(20,000,000)
Net cash from (used in) financing activities		307,000,000	(20,000,000)
NET INCREASE IN CASH		56,981,215	59,418,971
CASH AT BEGINNING OF YEAR		73,939,731	14,520,760
CASH AT END OF YEAR	5	P130,920,946	P73,939,731

See Notes to Financial Statements.

PREMIER WINE AND SPIRITS, INC.
(A Wholly-owned Subsidiary of Cosco Capital, Inc.)
NOTES TO FINANCIAL STATEMENTS

1. Reporting Entity

Premier Wine and Spirits, Inc. (the "Company") was incorporated and registered with the Philippine Securities and Exchange Commission (SEC) on June 19, 1996. The Company's primary purpose is to engage in the business of buying, selling, distribution and marketing on a wholesale basis, any and all kinds of beverages, spirits and liquors and to deal in any materials, articles or things required in connection with or incidental to the importation, exportation, manufacturing, marketing or distribution of such products.

The Company is a wholly-owned subsidiary of Cosco Capital, Inc. ("CosCo" or "Parent Company"), a company incorporated in the Philippines. CosCo's shares of stock are listed for trading at the Philippine Stock Exchange (PSE).

The Company's registered office address is at Gate 1, Tabacalera Compound, 900 D. Romualdez Street, Paco, Manila.

2. Basis of Preparation

Statement of Compliance

The financial statements have been prepared in accordance with Philippine Financial Reporting Standards (PFRS). PFRS are based on International Financial Reporting Standards (IFRS) issued by the International Accounting Standards Board (IASB). PFRS which are issued by the Philippine Financial Reporting Standards Council (FRSC), consist of PFRS, Philippine Accounting Standards (PAS), and Philippine Interpretations based on the International Financial Reporting Interpretations Committee (IFRIC) interpretations.

Basis of Measurement

The financial statements have been prepared on the historical cost basis of accounting, except for retirement benefits liability which is measured at the present value of the defined benefits obligation.

Functional and Presentation Currency

The financial statements are measured using the currency of the primary economic environment in which the Company operates. The financial statements are presented in Philippine Peso, which is also the Company's functional currency. All amounts are rounded to the nearest Peso, except when otherwise indicated.

Authorization for Issuance of the Financial Statements

The accompanying financial statements of the Company as at and for the years ended December 31, 2018 and 2017 were approved and authorized for issue by the Board of Directors (BOD) on November 9, 2020.

3. Summary of Significant Accounting Policies

The accounting policies set out below have been applied consistently to all years presented in these financial statements, except for the changes in accounting policies as explained below.

Adoption of New Standards and Interpretation

The Company has adopted the following new standards and interpretation starting January 1, 2018 and accordingly, changed its accounting policies. Except as otherwise indicated, the adoption of these standards did not have any significant impact on the Company's financial statements. These standards are as follows:

- PFRS 9, *Financial Instruments (2014)* replaces PAS 39, *Financial Instruments: Recognition and Measurement* and supersedes the previously published versions of PFRS 9 that introduced new classifications and measurements requirements (in 2009 and 2010) and a new hedge accounting model (in 2013).

PFRS 9 includes revised guidance on the classification and measurement of financial assets that reflects the business model in which assets are managed and their cash flow characteristics, including a new forward-looking expected credit loss (ECL) model for calculating impairment, and guidance on own credit risk on financial liabilities measured at fair value. PFRS 9 incorporates new hedge accounting requirements that represent a major overhaul of hedge accounting and introduces significant improvements by aligning the accounting more closely with risk management.

Classification and Measurement of Financial Assets and Financial Liabilities

PFRS 9 contains three principal classification categories for financial assets: (1) measured at amortized cost; (2) measured at fair value through other comprehensive income (FVOCI); and (3) measured at fair value through profit or loss (FVTPL). The classification of financial assets under PFRS 9 is generally based on the business model in which the financial asset is managed and its contractual cash flow characteristics. PFRS 9 eliminates the previous PAS 39 categories of held-to-maturity (HTM) investments, loans and receivables and available-for-sale (AFS) financial assets.

The following table shows the original measurement categories under PAS 39 and the new measurement categories under PFRS 9 for each class of the Company's financial assets as at January 1, 2018.

Financial Assets	Original Classification under PAS 39	New Classification under PFRS 9	Original Carrying Amount under PAS 39	New Carrying Amount under PFRS 9
Cash in banks	Loans and receivables	Financial assets at amortized cost	P73,614,333	P73,614,333
Trade and other receivables	Loans and receivables	Financial assets at amortized cost	761,984,325	761,984,325
Refundable deposits	Loans and receivables	Financial assets at amortized cost	2,322,120	2,322,120
Total Financial Assets			P837,920,778	P837,920,778

Financial assets that were previously classified as loans and receivables were all classified at amortized cost as the Company intends to hold these assets to maturity to collect contractual cash flows which consist solely of payments of principal and interest on the principal amount outstanding.

PFRS 9 largely retains the existing requirements in PAS 39 for the classification and measurement of financial liabilities. The adoption of PFRS 9 has not had a significant effect on the Company's accounting policies related to financial liabilities.

There were no financial assets or financial liabilities which the Company has previously designated as at FVTPL under PAS 39 that were subject to reclassification or which the Company has elected to reclassify upon the application of PFRS 9. There were no financial assets or financial liabilities which the Company has elected to designate as at FVTPL at the date of initial application of PFRS 9.

Impairment of Financial Assets

PFRS 9 replaces the "incurred loss" model in PAS 39 with an ECL model in relation to the impairment of financial assets. The new impairment model applies to financial assets measured at amortized cost. Under PFRS 9, credit losses are recognized earlier than under PAS 39. For assets in the scope of PFRS 9 impairment model, impairment losses are generally expected to increase and become more volatile. The Company has assessed that the impact of providing ECL is immaterial. Thus, the Company has determined that the application of PFRS 9's impairment requirements as at January 1, 2018 did not result in an additional allowance for impairment.

General Hedging Accounting

The adoption of PFRS 9 with respect to hedging accounting did not have an impact on the Company's accounting policies since the Company has no hedging transactions.

The Company used an exemption not to restate comparative information. The classification and measurement requirements previously applied in accordance with PAS 39 and disclosure requirements in PFRS 7 are retained for the comparative period. Accordingly, the information presented for the comparative period does not reflect the requirements of PFRS 9 and the consequential amendments to PFRS 7.

- PFRS 15, *Revenue from Contracts with Customers*, replaces PAS 11, *Construction Contracts*, PAS 18, *Revenue*, IFRIC-13, *Customer Loyalty Programmes*, IFRIC-18, *Transfer of Assets from Customers*, and SIC-31, *Revenue - Barter Transactions Involving Advertising Services*. The new standard introduces a new revenue recognition model for contracts with customers which specifies that revenue should be recognized when (or as) a company transfers control of goods or services to a customer at the amount to which the company expects to be entitled.

PFRS 15 requires a contract with a customer to be legally enforceable and to meet certain criteria to be within the scope of the standard and for the general model to apply. It introduces detailed guidance on identifying performance obligations which requires entities to determine whether promised goods or services are distinct. It also introduces detailed guidance on determining transaction price, including guidance on variable consideration and consideration payable to customers. The transaction price will then be generally allocated to each performance obligation in proportion to its stand-alone selling price.

Depending on whether certain criteria are met, revenue is recognized over time in a manner that best reflects the Company's performance, or at a point in time, when control of the goods or services is transferred to the customer.

The standard does not apply to insurance contracts, financial instruments or lease contracts, which fall in the scope of other PFRS. It also does not apply if two companies in the same line of business exchange non-monetary assets to facilitate sales to other parties. Furthermore, if a contract with a customer is partly in the scope of other PFRS, then the guidance on separation and measurement contained in other PFRS takes precedence.

Due to the transition method (cumulative effect method) chosen in applying PFRS 15, comparative information has not been restated to reflect the new requirements. Accordingly, the information presented for 2017 has not been restated - i.e. it is presented as previously reported under PAS 18 and related interpretations. Additionally, the disclosure requirements in PFRS 15 have not generally been applied to comparative information.

For the year ended December 31, 2018, the Company carried out a detailed review of the revenue recognition criteria applying the requirements of PFRS 15 to ensure that the same principles were being applied consistently. This review in particular examined the timing of revenue recognition and variable consideration such as discounts, rebates, listing and slotting fees/display allowances for which no distinct goods or services is received.

Timing of Revenue Recognition

The Company concluded that PFRS 15 will not impact the timing of revenue recognition as revenue from sale of goods is currently recognized when the goods are delivered to the customers' warehouse, which is taken to be point in time at which control over the goods is transferred.

Variable Consideration

The revised accounting policy establishes that revenue is recognized to the extent that it is highly probable that a reversal in the amount of revenue recognized will not occur when the uncertainty associated with the variable consideration is subsequently settled. This means that discounts, allowances, listing and slotting fees/display allowances are deducted from revenue unless it is highly probable that they will not be incurred. Based on management's assessment, the application of PFRS 15 did not impact the current classification of these variable consideration, i.e. discounts, rebates, listing and slotting fees/display allowances and certain payments to customers after the initial sale of goods as reduction to revenue. Variable considerations are measured based on the most likely amount based on the agreement with customers.

The new standard did not have a material impact on the financial statements, including the Company's accounting policies with respect to its revenue streams.

- Philippine Interpretation IFRIC-22, *Foreign Currency Transactions and Advance Consideration* clarifies that the transaction date to be used for translation for foreign currency transactions involving an advance payment or receipt is the date on which the entity initially recognizes the prepayment or deferred income arising from the advance consideration. For transactions involving multiple payments or receipts, each payment or receipt gives rise to a separate transaction date. The interpretation applies when an entity pays or receives consideration in a foreign currency and recognizes a non-monetary asset or liability before recognizing the related item.

The Company makes foreign currency purchases. The Company's accounting policy is aligned with the interpretation.

Financial Instruments

Date of Recognition

The Company recognizes a financial asset or a financial liability in the statement of financial position when it becomes a party to the contractual provisions of the instrument. Purchases and sales of financial assets that require delivery of assets within the time frame established by regulation or convention in the marketplace are recognized on the settlement date.

Initial Recognition of Financial Instruments

Financial instruments are recognized initially at fair value. The initial measurement of financial instruments, except for those financial assets and financial liabilities at FVTPL, includes transaction costs.

Classification and Measurement of Financial Instruments - Policy Applicable from January 1, 2018

On initial recognition, the Company classifies its financial assets in the following categories: measured at amortized cost, financial assets at FVTPL and financial assets at FVOCI. The classification depends on the business model for managing the financial assets and the contractual terms of its cash flows.

The Company classifies its financial liabilities as either financial liabilities at amortized cost or financial liabilities at FVTPL. The Company classifies all financial liabilities at amortized cost, except for: (a) financial liabilities designated by the Company at initial recognition as at FVTPL, when doing so results in more relevant information;

(b) financial liabilities that arise when the transfer of a financial asset does not qualify for derecognition or when the continuing involvement approach applies; (c) contingent consideration recognized by the Company in a business combination which shall subsequently be measured at fair value with changes recognized in profit or loss; and (d) financial guarantee contracts and commitments to provide a loan at a below market interest rate which are initially measured at fair value and subsequently at higher of amortized amount and amount of loss allowance.

Business Model Assessment

The Company makes an assessment of the objective of the business model in which a financial asset is held at a portfolio level because this best reflects the way the business is managed and information is provided to management. The information considered includes: (a) the stated policies and objectives for the portfolio and the operation of those policies in practice. These include whether the management's strategy focuses on earning contractual interest income, maintaining a particular interest rate profile, matching the duration of the financial assets to the duration of any related liabilities or expected cash outflows or realizing cash flows through the sale of the assets; (b) how the performance of the portfolio is evaluated and reported to the Company's management; (c) the risks that affect the performance of the business model (and the financial assets held within that business model) and how those risks are managed; (d) how managers of the business are compensated - e.g., whether compensation is based on the fair value of the assets managed or the contractual cash flows collected; and (e) the frequency, volume and timing of sales of financial assets in prior periods, the reasons for such sales and expectations about future sales activity.

Solely Payments of Principal and Interest Assessment

Principal is defined as the fair value of the financial asset on initial recognition. 'Interest' is defined as consideration for the time value of money and for the credit risk associated with the principal amount outstanding during a particular period of time and for other basic lending risks and costs (e.g. liquidity risk and administrative costs), as well as a profit margin. In assessing whether the contractual cash flows are solely payments of principal and interest, the Company considers the contractual terms of the instrument. This includes assessing whether the financial asset contains a contractual term that could change the timing or amount of contractual cash flows such that it would not meet this condition. In making this assessment, the Company considers contingent events that would change the amount or timing of cash flows, terms that may adjust the contractual coupon rate, including variable-rate features, prepayment and extension features, and terms that limit the Company's claim to cash flows from specified assets (e.g. non-recourse features).

The Company has no financial assets classified as financial assets at FVTPL and FVOCI as at December 31, 2018.

Financial assets are not reclassified subsequent to their initial recognition unless the Company changes its business model for managing financial assets, in which case all affected financial assets are reclassified on the first day of the first reporting period following the change in the business model.

Financial Assets at Amortized Cost

A financial asset is measured at amortized cost if it is held within a business model whose objective is to hold assets to collect contractual cash flows, its contractual terms give rise on specified dates to cash flows that are solely payments of principal and interest on the principal amount outstanding, and it is not designated as at FVTPL.

Interest income, foreign exchange gains and losses and impairment are recognized in profit or loss. Any gain or loss on derecognition is recognized in profit or loss.

Included in this category are the Company's cash in banks, trade and other receivables, and refundable deposits.

Financial Liabilities at Amortized Cost

This category pertains to financial liabilities that are not held for trading or designated as at FVTPL upon inception of the liability. These include liabilities arising from operations or borrowings. The financial liabilities are recognized initially at fair value and subsequently carried at amortized cost, taking into account the impact of applying the effective interest rate method of amortization for any related premium, discount and any directly attributable transaction costs. These financial liabilities are included in current liabilities if maturity is within twelve months from reporting date. Otherwise, these are classified as noncurrent liabilities.

This category includes the Company's trade and other payables (excluding provision and payables to government agencies), due to related parties, dividends payable and loan payable.

Classification and Measurement of Financial Instruments - Policy Applicable before January 1, 2018

On initial recognition, the Company classifies its financial assets in the following categories: financial assets at FVTPL, loans and receivables, HTM investments and AFS financial assets. The classification depends on the purpose for which the investments are acquired and whether they are quoted in an active market. Financial liabilities on the other hand, are classified into the following categories: financial liabilities at FVTPL and other financial liabilities. Management determines the classification of its financial assets and financial liabilities at initial recognition and, where allowed and appropriate, re-evaluates such designation at each reporting date.

Financial instruments are classified as liability or equity in accordance with the substance of the contractual arrangement. Interest, dividends, gains and losses relating to a financial instrument or a component that is a financial liability, are reported as expense or income. Distributions to holders of financial instruments classified as equity are charged directly to equity, net of any related income tax benefits.

As at December 31, 2017, the Company's financial assets and financial liabilities consist of loans and receivables and other financial liabilities, respectively.

Loans and Receivables

Loans and receivables are non-derivative financial assets with fixed or determinable payments that are not quoted in an active market. They arise when the Company provides money, goods or services directly to a debtor with no intention of trading the receivables. After initial measurement, loans and receivables are subsequently carried at cost or amortized cost using the effective interest method less any allowance for impairment. Amortized cost is calculated taking into account any discount or premium on acquisition and includes transaction costs and fees that are an integral part of the effective interest rate and transaction costs. Gains and losses are recognized in profit or loss when the loans and receivables are derecognized or impaired, as well as through the amortization process. Loans and receivables are classified as current assets if maturity is within 12 months from the reporting date or the normal operating cycle, whichever is longer. Otherwise, these are classified as noncurrent assets.

As at December 31, 2017, the Company's loans and receivables include cash in banks, trade and other receivables, and refundable deposits.

Other Financial Liabilities

This category pertains to financial liabilities that are not held for trading or not designated as at FVTPL upon the inception of the liability. These include liabilities arising from operations or borrowings (e.g., payables, accruals). Other financial liabilities are initially recognized at fair value, plus directly attributable transaction costs. After initial recognition, interest-bearing loans and borrowings are subsequently measured at amortized cost using the effective interest method. Gains and losses are recognized in profit or loss when the liabilities are derecognized as well as through the amortization process. Financial liabilities are classified as current, except for maturities greater than twelve months after the reporting date. These are classified as noncurrent liabilities.

As at December 31, 2017, the Company's other financial liabilities include trade and other payables (excluding provision and payables to government agencies), due to related parties, dividends payable and loan payable.

Impairment of Financial Assets.

Policy Applicable from January 1, 2018

PFRS 9 replaces the "incurred loss" model in PAS 39 with an ECL model. The new impairment model applies to financial assets measured at amortized cost. Under PFRS 9, credit losses are recognized earlier than under PAS 39.

The Company measures loss allowances at an amount equal to lifetime ECLs, except for debt securities that are determined to have low credit risk at the reporting date and other debt securities and bank balances for which credit risk has not increased significantly since initial recognition, which are measured at 12-month ECLs.

Loss allowances for trade and other receivables is always measured at an amount equal to lifetime ECLs.

When determining whether the credit risk of a financial asset has increased significantly since initial recognition and when estimating ECLs, the Company considers reasonable and supportable information that is relevant and available without undue cost or effort. This includes both quantitative and qualitative information and analysis, based on the Company's historical experience and informed credit assessment and including forward-looking information.

The Company assumes that the credit risk on a financial asset has increased significantly if it is more than 360 days past due. The Company considers a financial asset to be in default when the customer is unlikely to pay its credit obligations to the Company in full, without recourse by the Company to actions such as realizing security (if any is held) or the financial asset is more than 360 days past due on any material credit obligation to the Company.

Lifetime ECLs are the ECLs that result from all possible default events over the expected life of a financial instrument. The 12-month ECLs are a portion of lifetime ECLs that represents the ECLs resulting from default events on the financial instrument that are possible within 12 months after the reporting date or a shorter period if the expected life of the instrument is less than 12 months.

The maximum period considered when estimating ECLs is the maximum contractual period over which the Company is exposed to credit risk.

ECLs are probability weighted-estimate of credit losses. Credit losses are measured as the present value of all cash shortfalls (i.e. the difference between the cash flows due to the entity in accordance with the contract and the cash flows that the Company expects to receive). ECLs are discounted at the effective interest rate of the financial asset.

At each reporting date, the Company assesses whether financial assets carried at amortized cost are credit-impaired. A financial asset is credit-impaired when one or more events that have a detrimental impact on the estimated future cash flows of the financial asset have occurred.

Evidence that a financial asset is credit-impaired includes significant financial difficulty of the borrower or issuer, a breach of contract such as default, the restructuring of a loan or advance by the Company on terms that the Company would not consider otherwise, when it is probable that the borrower will enter bankruptcy or other financial reorganization, or the disappearance of an active market for a security because of financial difficulties.

Loss allowances for financial assets measured at amortized cost are deducted from the gross carrying amount of the assets.

Financial assets are written off when there is no reasonable expectation of recovery. The Company categorizes financial assets recorded at amortized cost for write off when a debtor fails to make payments or when it is probable that the receivable will not be collected. Where amortized cost financial assets have been written off, the Company continues to engage in enforcement activity to attempt to recover the receivable due. Where recoveries are made, these are recognized in profit or loss.

Policy Applicable before January 1, 2018

The Company assesses at each reporting date whether a financial asset or group of financial assets is impaired. A financial asset or group of financial assets is deemed to be impaired if, and only if, there is objective evidence of impairment as a result of one or more events that have occurred after the initial recognition of the asset (an incurred "loss event") and that loss event (or events) has an impact on the estimated future cash flows of the financial asset or group of financial assets that can be reliably estimated. Evidence of impairment may include indications that the contracted parties or group of contracted parties is experiencing significant financial difficulty, default or delinquency in interest or principal payments, the probability that they will enter bankruptcy or other financial reorganization, and where observable data indicate that there is measurable decrease in the estimated future cash flows, such as changes in arrears or economic conditions that correlate with defaults.

Loans and Receivables

The Company first assesses whether objective evidence of impairment exists individually for financial assets that are individually significant or collectively for financial assets that are not individually significant. If there is objective evidence that an impairment loss on loans and receivables carried at amortized cost has been incurred, the amount of loss is measured as a difference between the asset's carrying amount and the present value of estimated future cash flows (excluding future credit losses that have not been incurred) discounted at the financial asset's original effective interest rate (i.e., the effective interest rate computed at initial recognition). The carrying amount of the asset shall be reduced through the use of an allowance account, and the amount of the loss shall be recognized in profit or loss.

If it is determined that no objective evidence of impairment exists for an individually assessed financial asset, whether significant or not, the asset is included in the group of financial assets with similar credit risk characteristics and that group of financial assets is collectively assessed for impairment. Assets that are individually assessed for impairment and for which an impairment loss is or continues to be recognized are not included in a collective assessment of impairment.

Loans and receivables, together with the related allowance, are written off when there is no realistic prospect of future recovery and all collateral has been realized. If, in subsequent period, the amount of the impairment loss decreases and the decrease can be related objectively to an event occurring after the impairment was recognized, the previously recognized impairment loss is reversed. Any subsequent reversal of an impairment loss is recognized in profit or loss, to the extent that the carrying value of the asset does not exceed its amortized cost at the reversal date.

Derecognition of Financial Assets and Financial Liabilities

Financial Assets

A financial asset (or, where applicable, a part of a financial asset or a part of a group of similar financial assets) is derecognized when:

- the rights to receive cash flows from the asset have expired;
- the Company retains the rights to receive cash flows from the asset, but has assumed an obligation to pay them in full without material delay to a third party under a "pass-through" arrangement; or
- the Company has transferred its rights to receive cash flows from the asset and either: (a) has transferred substantially all the risks and rewards of the asset, or (b) has neither transferred nor retained substantially all the risks and rewards of the asset, but has transferred control of the asset.

When the Company has transferred its rights to receive cash flows from an asset or has entered into a "pass-through" arrangement and has neither transferred nor retained substantially all the risks and rewards of the asset nor transferred control of the asset, the asset is recognized to the extent of the Company's continuing involvement in the asset. Continuing involvement that takes the form of a guarantee over the transferred asset is measured at the lower of the original carrying amount of the asset and the maximum amount of consideration that the Company could be required to pay.

Financial Liabilities

A financial liability is derecognized when the obligation under the liability is discharged or cancelled, or has expired.

When an existing financial liability is replaced by another from the same lender on substantially different terms, or the terms of an existing liability are substantially modified, such an exchange or modification is treated as a derecognition of the original liability and the recognition of a new liability, and the difference in the respective carrying amounts is recognized in profit or loss.

Offsetting Financial Instruments

Financial assets and liabilities are offset and the net amount is reported in the statement of financial position if, and only if, there is a currently enforceable legal right to offset the recognized amounts and there is an intention to settle on a net basis, or to realize the asset and settle the liability simultaneously. This is not generally the case with master netting agreements, and the related assets and liabilities are presented at gross in the statement of financial position.

Fair Value Measurement

Fair value is the price that would be received to sell an asset or paid to transfer a liability in an orderly transaction between market participants at the measurement date. The fair value measurement is based on the presumption that the transaction to sell the asset or transfer the liability takes place either in the principal market for the asset or liability, or in the absence of a principal market, in the most advantageous market for the asset or liability. The principal or the most advantageous market must be accessible to the Company.

The fair value of an asset or a liability is measured using the assumptions that the market participants would use when pricing the asset or liability, assuming that the market participants act in their economic best interest.

The Company uses valuation techniques that are appropriate in the circumstances and for which sufficient data are available to measure fair value, maximizing the use of relevant observable inputs and minimizing the use of unobservable inputs.

All assets and liabilities for which fair value is measured or disclosed in the financial statements are categorized within the fair value hierarchy, described as follows, based on the lowest level input that is significant to the fair value measurement as a whole:

- Level 1 - Quoted (unadjusted) market prices in active markets for identical assets or liabilities.
- Level 2 - Valuation techniques for which the lowest level input that is significant to the fair value measurement is directly or indirectly observable.
- Level 3 - Valuation techniques for which the lowest level input that is significant to the fair value measurement is unobservable.

For assets and liabilities that are recognized in the financial statements on a recurring basis, the Company determines whether transfers have occurred between Levels in the hierarchy by reassessing categorization (based on the lowest level of input that is significant to the fair value measurement as a whole) at the end of each reporting period.

For the purpose of fair value disclosures, the Company has determined classes of assets and liabilities on the basis of the nature, characteristics and risks of the asset or liability and the level of the fair value hierarchy as explained above.

As at December 31, 2018 and 2017, no financial asset or financial liability was recognized at fair value. The Company has no other assets or liabilities with recurring and non-recurring fair value measurements.

Inventories

Inventories, which consist of spirits, wines and specialty beverages, are valued at the lower of cost and net realizable value (NRV). Cost is comprised of purchase price, expenditure incurred in acquiring the inventories and other costs incurred in bringing them to their present location and condition. Cost is determined using the first-in, first-out method.

NRV represents the estimated selling price less costs to be incurred in marketing, selling and distribution. In determining the NRV, the Company considers any adjustment necessary to write-down inventories to NRV for slow-moving and near expiry products based on physical inspection and management evaluation.

Prepaid Expenses and Other Current Assets

Prepaid Expenses and Advances to Suppliers

Prepaid expenses represent expenses not yet incurred but already paid in cash. Prepaid expenses are initially recorded as assets and measured at the amount of cash paid. Subsequently, these are charged to profit or loss as these are consumed in operations or expire with the passage of time.

Prepaid expenses are classified in the statement of financial position as current asset when the cost of goods or services related to the prepayment are expected to be incurred within one (1) year from the reporting date. Otherwise, prepayments are classified as noncurrent assets.

Advances to suppliers are measured at the amount of initial down payment for purchases of inventories and are applied against future progress billings. These are classified as current assets in the statement of financial position.

Value-added Tax (VAT)

Revenues, expenses and assets are recognized net of the amount of VAT, except:

- where the VAT incurred on a purchase of assets or services is not recoverable from the taxation authority, in which case the VAT is recognized as part of the cost of acquisition of the asset or as part of the expense item as applicable; and
- receivables and payables that are stated with the amount of VAT included.

The net amount of tax recoverable from, or payable to, the taxation authority is included as part of "Prepaid expenses and other current assets" or "Trade and other payables" in the statement of financial position.

Refundable Deposits

Refundable deposits are cash paid for the lease agreements covering the office spaces and warehouse which are expected to be refunded upon the termination of the lease. These are carried at net realizable value and classified as current for leases which will expire within 12 months from the reporting period otherwise, these will be classified as noncurrent.

Property and Equipment

Property and equipment is stated at cost less accumulated depreciation and amortization, and any impairment in value.

The initial cost of property and equipment consists of its purchase price, including any directly attributable costs of bringing the asset to its working condition and location for its intended use. Expenditures incurred after the property and equipment have been put into operation, such as repairs and maintenance and overhaul costs, are normally charged to profit or loss in the period the costs are incurred. In situations where it can be clearly demonstrated that the expenditures have resulted in an increase in the future economic benefits expected to be obtained from the use of an item of property and equipment beyond its originally assessed standard of performance, the expenditures are capitalized as an additional cost of the item of property and equipment.

Depreciation and amortization are computed on a straight-line basis over the estimated useful lives of the assets as follows:

	Number of Years
Transportation and equipment	3
Furniture and fixtures	3
Leasehold improvements	3 or lease term, whichever is shorter
Machinery and equipment	3
Office equipment	3

Depreciation or amortization of an item of property and equipment begins when it becomes available for use, i.e., when it is in the location and condition necessary for it to be capable of operating in the manner intended by management. Depreciation or amortization ceases at the earlier of the date that the item is classified as held for sale (or included in a disposal group that is classified as held for sale) in accordance with PFRS 5, *Noncurrent Assets Held for Sale and Discontinued Operations*, and the date the asset is derecognized.

The estimated useful lives and depreciation and amortization method are reviewed periodically to ensure that the periods and method of depreciation and amortization are consistent with the expected pattern of economic benefits from items of property and equipment.

Fully depreciated assets are retained in the accounts until they are no longer in use and no further depreciation is recognized in profit or loss. When assets are retired or otherwise disposed of, the cost and the related accumulated depreciation and amortization and any impairment in value are removed from the accounts and any resulting gain or loss is recognized in profit or loss.

Borrowing Costs

Borrowing costs are capitalized if they are directly attributable to the acquisition, construction or production of a qualifying asset. The capitalization of borrowing costs: (i) commences when the activities to prepare the asset are in progress and expenditures and borrowing costs are being incurred; (ii) is suspended during the extended periods in which active development, improvement and construction of the assets are interrupted; and (iii) ceases when substantially all the activities necessary to prepare the assets are completed. If the resulting carrying amount of the asset exceeds its recoverable amount, an impairment loss is recorded. Borrowing costs include interest charges and other costs incurred in connection with the borrowing of funds.

Other borrowing costs are recognized as expense in the period in which they are incurred.

Impairment of Noncurrent Nonfinancial Assets

The Company assesses at end of each reporting period whether there is an indication that its noncurrent nonfinancial assets which consists of property and equipment may be impaired. If any such indication exists and where the carrying value exceeds the estimated recoverable amount, the assets or the cash generating unit (CGU) are written down to their recoverable amounts. The recoverable amount of the noncurrent nonfinancial assets is the greater of fair value less cost to sell and value-in-use. The fair value less cost to sell is the price that would be received to sell an asset in an orderly transaction between market participants less cost to sell. In assessing value-in-use, the estimated future cash flows are discounted to their present value using a pre-tax discount rate that reflects current market assessments of the time value of money and the risks specific to the asset. For an asset that does not generate largely independent cash inflows, the recoverable amount is determined for the CGU to which the asset belongs. Impairment losses, if any, are recognized in profit or loss in those expense categories consistent with the function of the impaired asset.

A previously recognized impairment loss is reversed only if there has been a change in the estimates used to determine the asset's recoverable amount since the last impairment loss was recognized. If that is the case, the carrying amount of the asset is increased to its recoverable amount. The increase amount cannot exceed the carrying amount that would have been determined, net of depreciation and amortization, had no impairment loss been recognized for the asset in prior years. Such reversal is recognized unless the asset is carried at revalued amount, in which case the reversal is treated as a revaluation increase. After such a reversal, the depreciation and amortization charge is adjusted in future periods to allocate the asset's revised carrying amount on a systemic basis over its remaining useful life.

Capital Stock

Ordinary or common shares are classified as equity. The proceeds from the issuance of ordinary or common shares are presented in equity as capital stock to the extent of the par value of the issued and outstanding shares and any excess of the proceeds over the par value of the shares issued, less any incremental costs directly attributable to the issuance, net of tax, is presented in equity as additional paid-in capital.

Retained Earnings

Retained earnings represent the cumulative balance of periodic net income or loss, dividend contributions, correction of prior year errors, effect of changes in accounting policy and other capital adjustments.

Dividends on Common Shares

Cash and property dividends on common shares are recognized as liability and deducted from equity when approved by the BOD of the Company. Stock dividend declared but not yet issued is presented as "Capital stock dividend distributable" in the statement of financial position. When the stock dividends are declared, the amount of stock dividends are treated as transfers from retained earnings to common shares.

Dividends for the year that are approved after the reporting date are dealt with as an event after the reporting date.

Revenue Recognition

Prior to January 1, 2018, under PAS 18, *Revenue*, revenue is recognized to the extent that it is probable that the economic benefits will flow to the Company and the amount of revenue can be reliably measured.

Upon adoption of PFRS 15 beginning January 1, 2018, revenue from contracts with customers is recognized upon transfer of goods to the customer at an amount that reflects the consideration to which the Company expects to be entitled in exchange for those goods.

The following specific recognition criteria must also be met before revenue is recognized:

Sale of Goods

Revenue is recognized at the point in time when control of the asset is transferred to the customer, generally upon delivery. If it is probable that discounts will be granted and the amount can be measured reliably, then the discount is recognized as a reduction of revenue as the sales are recognized. Revenue is recognized net of variable considerations, i.e. discounts, rebates, listing and slotting fees/display allowances and certain payments to customers after the initial sale of goods as reduction to revenue.

Interest Income

Interest income is recognized in profit or loss as it accrues, taking into account the effective yield on the asset.

Cost and Expense Recognition

Cost of Goods Sold

Cost of goods sold is recognized when goods are delivered to the buyer. Expenses are recognized upon utilization of services or at the date they are incurred.

Operating Expenses

Operating expenses are costs incurred to sell or distribute the goods and to administer the business. It includes documentation processing and delivery, among others. Operating expenses are expensed as incurred.

Other Comprehensive Income (Loss)

Other comprehensive income (loss) comprises items of income and expense (including items previously presented under the statement of changes in equity) that are not recognized in profit or loss for the year in accordance with PFRS.

Employee Benefits

Short-term Employee Benefits

Short-term employee benefits are expensed as the related service is provided. A liability is recognized for the amount expected to be paid if the Company has a present legal or constructive obligation to pay this amount as a result of the past service provided by the employee and the obligation can be estimated reliably.

Retirement Benefits Liability and Costs

The Company has an unfunded, non-contributory defined benefits retirement plan covering substantially all permanent, regular and full-time employees. The Company's obligation in respect of the defined benefits is calculated by estimating the amount of the future benefits that employees have earned in the current and prior periods and discounting that amount.

The calculation of defined benefits obligations is performed on a periodic basis by a qualified actuary using the projected unit credit method.

Remeasurements of the retirement benefits liability, which comprise of actuarial gains and losses, are recognized immediately in other comprehensive income. Such remeasurements are also immediately recognized in equity under "Accumulated remeasurements on retirement benefits". The Company determines the interest expense on the retirement benefits liability for the period by applying the discount rate used to measure the defined benefits obligation at the beginning of the annual period to the then retirement benefits liability, taking into account any changes in the retirement benefits liability during the period as a result of benefit payments, if any. Interest expense and other expenses related to defined benefits plans are recognized in profit or loss.

When the benefits of the plan are changed or when the plan is curtailed, the resulting change in benefit that relates to past service or gain or loss on curtailment is recognized immediately in profit or loss. The Company recognizes gains or losses on the settlement of defined benefits plans when the settlement occurs.

Leases

The determination of whether an arrangement is, or contains, a lease is based on the substance of the arrangement and requires an assessment of whether the fulfillment of the arrangement is dependent on the use of a specific asset or assets and the arrangement conveys a right to use the asset. A reassessment is made after the inception of the lease only if one of the following applies:

- (a) there is a change in contractual terms, other than a renewal or extension of the arrangement;
- (b) a renewal option is exercised or an extension is granted, unless the term of the renewal or extension was initially included in the lease term;

- (c) there is a change in the determination of whether fulfillment is dependent on a specific asset; or
- (d) there is a substantial change to the asset.

Where a reassessment is made, lease accounting shall commence or cease from the date when the change in circumstances gives rise to the reassessment for scenarios (a), (c) or (d) above, and at the date of renewal or extension period for scenario (b).

Company as Lessee

Leases where the lessors retain substantially all the risks and benefits of ownership of the asset are classified as operating leases. Operating lease payments are recognized as expense in profit or loss on a straight-line basis over the lease term. Associated costs such as maintenance and insurance are expensed as incurred.

Income Taxes

Provision for income tax is composed of current income tax and deferred income tax. Provision for income tax is recognized in profit or loss except to the extent that it relates to items recognized directly in equity or in other comprehensive income, in which case, it is recognized directly in equity or in other comprehensive income.

Current Income Tax

Current income tax assets and liabilities for the current and prior periods are measured at the amount expected to be recovered from or paid to the taxation authorities. The tax rates and tax laws used as basis to compute the amount are those that have been enacted or substantively enacted at the reporting date.

Deferred Income Tax

Deferred income tax is provided, using the balance sheet liability method, on all temporary differences at the reporting date between the tax bases of assets and liabilities and their carrying amounts for financial reporting purposes.

Deferred income tax liabilities are recognized for all taxable temporary differences. Deferred income tax assets are recognized for all deductible temporary differences, to the extent that it is probable that sufficient future taxable profits will be available against which the deductible temporary differences can be utilized.

The carrying amount of deferred income tax assets is reviewed at each reporting date and reduced to the extent that it is no longer probable that sufficient future taxable profits will be available to allow all or part of the deferred income tax assets to be utilized. Unrecognized deferred income tax assets are reassessed at each reporting date and are recognized to the extent that it has become probable that sufficient future taxable profits will allow the deferred income tax asset to be recovered.

Deferred income tax assets and deferred income tax liabilities are measured at the tax rates that are expected to apply to the year when the asset is realized or the liability is settled, based on tax rates and tax laws that have been enacted or substantively enacted at the reporting date.

Deferred income tax assets and deferred income tax liabilities are offset, if a legally enforceable right exists to offset current income tax assets against current income tax liabilities and the deferred income taxes relate to the same taxable entity and the same taxation authority.

Related Party Transactions and Relationships

Related party relationships exist when the party has the ability to control, directly or indirectly, through one or more intermediaries, or exercise significant influence over the other party in making financial and operating decisions. Such relationships also exist between and/or among entities which are under common control with the reporting entity and its key management personnel, directors or stockholders. In considering each possible related party relationship, attention is directed to the substance of the relationship, and not merely to the legal form.

Foreign Currency-denominated Transactions and Translations

Transactions in foreign currencies are recorded using the functional currency exchange rate at the date of the transaction. Outstanding monetary assets and monetary liabilities denominated in foreign currencies are translated using the closing exchange rate at the reporting date. All differences are taken to profit or loss. Non-monetary items that are measured in terms of historical cost in a foreign currency are translated using the exchange rates as at the dates of the initial transactions.

Provisions

Provisions are recognized when the Company has a present obligation (legal or constructive) as a result of a past event, it is probable (i.e., more likely than not) that an outflow of resources embodying economic benefits will be required to settle the obligation and a reliable estimate can be made of the amount of the obligation. Where the Company expects some or all of the provision to be reimbursed, the reimbursement is recognized as a separate asset, but only when the reimbursement is virtually certain. The expense relating to any provision is presented in profit or loss, net of reimbursement. If the effect of the time value of money is material, provisions are discounted using the current pre-tax rate that reflects, where appropriate, the risks specific to the liability. Where discounting is used, the increase in the provision due to the passage of time is recognized as interest expense.

Contingencies

Contingent liabilities are not recognized in the financial statements but are disclosed in the notes to financial statements unless the outflow of resources embodying economic benefits is remote. Contingent assets are not recognized in the financial statements but are disclosed in the notes to financial statements when an inflow of economic benefits is probable.

Events After the Reporting Date

Events after the reporting date that provide additional information about the Company's position at the reporting date (adjusting events) are reflected in the financial statements. Events after the reporting date that are not adjusting events are disclosed in the notes to financial statements when material.

Standards Issued But Not Yet Adopted

A number of new standards, amendments to standards and interpretation are effective for annual periods beginning after January 1, 2018. However, the Company has not applied the following relevant and applicable new standard, amendments to standards and interpretation in preparing these financial statements. Unless otherwise stated, none of these are expected to have a significant effect on the Company's financial statements.

The Company plans to adopt the following new standard, amendments to standards and interpretation on the respective effective dates, as applicable.

Effective January 1, 2019

- PFRS 16, *Leases* supersedes PAS 17, *Leases* and the related Philippine Interpretations. The new standard introduces a single lease accounting model for lessees under which all major leases are recognized on-balance sheet, removing the lease classification test. Lease accounting for lessors essentially remains unchanged except for a number of details including the application of the new lease definition, new sale-and-leaseback guidance, new sub-lease guidance and new disclosure requirements.

Practical expedients and targeted reliefs were introduced including an optional lessee exemption for short-term leases (leases with a term of 12 months or less) and low-value items, as well as the permission of portfolio-level accounting instead of applying the requirements to individual leases. New estimates and judgmental thresholds that affect the identification, classification and measurement of lease transactions, as well as requirements to reassess certain key estimates and judgments at each reporting date were also introduced.

Early adoption is permitted. The Company has performed its assessment on the potential impact of PFRS 16 on its financial statements. The details of the financial impact in the financial statements upon adoption on January 1, 2019 are as follows:

Impact of Adopting PFRS 16	
Assets	
Right-of-use asset - net	P14,626,093
Liabilities and Equity	
Lease liability	17,526,134
Retained earnings	(401,440)
Operating Expenses	
Depreciation expense	9,453,503
Rent expense	(10,439,588)
Other Income (Expense)	
Interest expense	798,137

- Philippine Interpretation IFRIC-23, *Uncertainty over Income Tax Treatments* clarifies how to apply the recognition and measurement requirements in PAS 12, *Income Taxes* when there is uncertainty over income tax treatments. Under the interpretation, whether the amounts recorded in the financial statements will differ to that in the tax return, and whether the uncertainty is disclosed or reflected in the measurement, depends on whether it is probable that the tax authority will accept the Company's chosen tax treatment. If it is not probable that the tax authority will accept the Company's chosen tax treatment, the uncertainty is reflected using the measure that provides the better prediction of the resolution of the uncertainty - either the most likely amount or the expected value.

The interpretation also requires the reassessment of judgments and estimates applied if facts and circumstances change - e.g. as a result of examination or action by tax authorities, following changes in tax rules or when a tax authority's right to challenge a treatment expires.

- PAS 19, *Employee Benefits - Plan Amendment, Curtailment or Settlement (Amendments)* clarify that on amendment, curtailment or settlement of a defined benefit plan, an entity now uses updated actuarial assumptions to determine its current service cost and net interest for the period. The effect of the asset ceiling is disregarded when calculating the gain or loss on any settlement of the plan and is dealt with separately in other comprehensive income.

The amendments apply for plan amendments, curtailments or settlements that occur on or after the beginning of the first annual reporting period that begins on or after January 1, 2019. Earlier application is permitted.

Effective January 1, 2020

- *Amendments to References to Conceptual Framework in PFRS Standards* set out amendments to PFRS Standards, their accompanying documents and PFRS practice statements to reflect the issuance of the revised Conceptual Framework for Financial Reporting in 2018 (2018 Conceptual Framework). The 2018 Conceptual Framework includes a new chapter on measurement, guidance on reporting financial performance, improved definitions of an asset and a liability, and guidance supporting these definitions, and clarifications in important areas, such as the roles of stewardships, prudence and measurement uncertainty in financial reporting.

Some Standards, their accompanying documents and PFRS practice statements contain references to, or quotations from, the International Accounting Standards Committee (IASC)'s Framework for the Preparation and Presentation of Financial Statements adopted by the International Accounting Standards Board (IASB) in 2001 or the Conceptual Framework for Financial Reporting issued in 2010. The amendments update some of those references and quotations so that they refer to the 2018 Conceptual Framework, and makes other amendments to clarify which version of the Conceptual Framework is referred to in particular documents.

- PAS 1, *Presentation of Financial Statements* and PAS 8, *Accounting Policies, Changes in Accounting Estimates and Errors - Definition of Material (Amendments)* refine the definition of material. The amended definition of material states that information is material if omitting, misstating or obscuring it could reasonably be expected to influence the decisions that the primary users of general purpose financial statements make on the basis of those financial statements, which provide financial information about a specific reporting entity. The amendments clarify the definition of material and its application by:
 - (a) raising the threshold at which information becomes material by replacing the term "could influence" with "could reasonably be expected to influence";
 - (b) including the concept of "obscuring information" alongside the concept of "omitting" and "misstating" information in the definition;
 - (c) clarifying that the users to which the definition refers are the primary users of general purpose financial statements referred to in the Conceptual Framework;
 - (d) clarifying the explanatory paragraphs accompanying the definition; and
 - (e) aligning the wording of the definition of material across PFRS Standards and other publications.

The amendments are expected to help entities make better materiality judgments without substantively changing existing requirements.

The amendments apply prospectively. Earlier application is permitted.

4. Management's Use of Judgments, Accounting Estimates and Assumptions

The preparation of the financial statements in accordance with PFRS requires management to exercise judgments, make accounting estimates and use assumptions that affect reported amounts of assets, liabilities, income and expenses and related disclosures. Future events may occur which will cause the assumptions used in arriving at the accounting estimates to change. The effects of any change in accounting estimates are reflected in the financial statements as they become reasonably determinable.

Accounting judgments, estimates and assumptions are continually evaluated and are based on historical experience and other factors including expectations of future events that are believed to be reasonable under the circumstances.

Judgments

In the process of applying the Company's accounting policies, management has made the following judgments, apart from those involving estimation, which has the most significant effect on the amounts recognized in the financial statements.

Determination of the Company's Functional Currency

The Company considers factors, including but not limited to, the currency that mainly influences sales prices of its goods and costs of its products. Based on the economic substance of the underlying circumstances relevant to the Company, the functional currency has been determined to be the Philippine Peso. It is the currency that mainly influences the Company's operations.

Operating Lease - Company as a Lessee

The Company entered into various lease agreements for its office space and warehouse as a lessee. The Company has determined that the lessors retain all significant risks and rewards of ownership of these properties which are accounted for under operating leases.

Recognition of Revenue

The Company uses its judgment in determining the timing of the transfer of control on the goods that it delivered. The Company determined that the control is transferred for sale of goods when the Company has transferred physical possession of the goods and obtained the right to payment for the goods which is upon the customer's acceptance of the goods at the customer's warehouse.

Accounting Estimates and Assumptions

The key estimates and assumptions concerning the future and other key sources of estimation uncertainty at the reporting date that have a significant risk of causing a material adjustment to the carrying amounts of assets and liabilities within the next financial year are described below:

Allowance for Impairment Losses on Receivables and Refundable Deposits Policy applicable from 2018

The Company uses the ECL model in estimating the level of allowance which includes forecasts of future events and conditions. A credit loss is measured as the present value of all cash shortfalls (the difference between the cash flows due to the Company in accordance with the contract and the cash flows that the Company expects to receive). The model represents a probability-weighted estimate of the difference over the remaining life of the receivables. The maturity of the Company's receivables is less than one year so the lifetime ECLs and the 12-month ECLs are similar. In addition, management assessed that the credit risk for its trade and other receivables and refundable deposits as at the reporting date are low, therefore the Company did not have to assess whether a significant increase in credit risk has occurred. An increase in the allowance for expected credit losses would increase the recorded operating expenses and decrease current assets.

ECLs of refundable deposits has been measured on a 12-month expected credit loss basis. In determining the ECL of refundable deposits, the Company considers the counterparties' financial condition and their capacity to return the amounts due. The Company assessed that the credit risk for the outstanding refundable deposits is low as majority of these are transacted with a counterparty that has a good credit-standing.

Policy applicable before 2018

The Company maintains an allowance for impairment losses at a level considered adequate to provide for potential uncollectible receivables. The Company performs regular review of the age and status of these accounts, designed to identify accounts with objective evidence of impairment and provides these with the appropriate allowance for impairment losses. The review is accomplished using a combination of specific and collective assessment approaches, with the impairment losses being determined for each risk grouping identified by the Company. The amount and timing of recorded expenses for any period would differ if the Company made different judgments or utilized different methodologies. An increase in allowance for impairment losses would increase the recorded general and administrative expenses and decrease current assets.

The carrying values of trade and other receivables and refundable deposits amounted to P799,563,143 and P764,306,445 as at December 31, 2018 and 2017, respectively (see Notes 6 and 18). As at December 31, 2018 and 2017, the Company's allowance for ECLs on trade receivables amounted to P2,620,922 (see Note 6). No allowance for ECL was recognized for refundable deposits as at December 31, 2018 and 2017.

Determination of NRV of Inventories

The Company's estimates of the NRV of inventories are based on the most reliable evidence available at the time the estimates are made, of the amount that the inventories are expected to be realized. These estimates consider the inventory obsolescence, physical deterioration, fluctuations of price or cost directly relating to events occurring after the end of the period to the extent that such events confirm conditions existing at the end of the period. A new assessment is made at NRV in each subsequent period. When the circumstances that previously caused inventories to be written down below cost no longer exist or when there is a clear evidence of an increase in NRV because of changes in economic circumstances, the amount of the write-down is reversed so that the new carrying amount is the lower of the cost and the revised NRV.

Management assessed that no allowance to write-down inventories to NRV was necessary as at December 31, 2018 and 2017. The cost of inventories amounted to P564,920,108 and P694,796,560 as at December 31, 2018 and 2017, respectively (see Note 7).

Estimation of Useful Lives of Property and Equipment

The Company estimates the useful lives of property and equipment based on the period over which the asset is expected to be available for use. The estimated useful lives of property and equipment are reviewed periodically and are updated if expectations differ from previous estimates due asset utilization, internal technical evaluation, technological changes, environmental and anticipated use of the assets tempered by related industry benchmark information. It is possible that future financial performance could be materially affected by changes in these estimates brought about by changes in the factors mentioned. Any reduction in the estimated useful lives of the property and equipment would increase depreciation and amortization expense and decrease noncurrent assets.

The estimated useful lives of property and equipment are discussed in Note 3 to financial statements. There is no change in the Company's estimate of useful lives of property and equipment in 2018 and 2017.

The carrying values of property and equipment amounted to P7,772,298 and P3,478,931 as at December 31, 2018 and 2017, respectively. Depreciation and amortization recognized in profit or loss amounted to P2,980,754 and P2,051,051 for the years ended December 31, 2018 and 2017, respectively (see Notes 9 and 15).

Impairment of Noncurrent Nonfinancial Assets

The Company assesses at the end of each reporting period whether there is any indication that its noncurrent nonfinancial assets which pertains to property and equipment are impaired. If any such indication exists, the Company estimates the recoverable amount of these assets. Determining the fair value of these noncurrent nonfinancial assets which requires the determination of the future cash flows expected to be generated from the continued use and ultimate disposition of such assets, requires the Company to make estimates and assumptions that can materially affect the financial statements. Future events could cause management to conclude that these assets are impaired. Any resulting impairment loss could have a material adverse impact on the Company's financial position and financial performance. The preparation of the estimated future cash flows involves significant judgment and estimations. While management believes that the assumptions made are appropriate and reasonable, significant changes in management assumptions may materially affect the assessment of recoverable values and may lead to future additional impairment charges under PFRS.

The carrying values of property and equipment amounted to P7,772,298 and P3,478,931 as at December 31, 2018 and 2017, respectively. No impairment loss was recognized for the Company's property and equipment in 2018 and 2017 (see Note 9).

Estimation of Retirement Benefits Liability and Costs

The cost of defined benefits retirement plans, as well as the present value of the defined benefits obligation, is determined using actuarial valuations. The actuarial valuations involve making various assumptions. These include the determination of the discount rates, future salary increases, mortality rates and future pension increases. Due to the complexity of the valuation, the underlying assumptions and its long-term nature, defined benefits obligations are highly sensitive to changes in these assumptions. All assumptions are reviewed at each reporting period.

The Company has retirement benefits liability amounting to P6,562,556 and P14,233,985 as at December 31, 2018 and 2017, respectively. Retirement benefits costs recognized in profit or loss amounted to P1,347,526 and P2,273,883 in 2018 and 2017, respectively (see Note 17).

Recognition of Deferred Income Tax Assets

The Company reviews its deferred income tax assets at each reporting date and reduces the carrying amount to the extent that it is no longer probable that sufficient future taxable profits will be available to allow all or part of the deferred income tax assets to be utilized. The Company also reviews the expected timing and tax rates upon reversal of temporary differences and adjusts the impact on deferred income tax accordingly. The Company's assessment on the recognition of deferred income tax assets is based on the forecasted taxable income of the subsequent reporting periods. This forecast is based on the Company's past results and future expectations on revenues and expenses. While the Company believes that its assumptions are appropriate and reasonable, significant changes in these assumptions may materially affect the Company's assessment of the realizability of deferred income tax assets and may lead to future addition to the provision for deferred income tax.

The Company has recognized deferred income tax assets amounting to P3,050,013 and P5,279,156 as at December 31, 2018 and 2017, respectively (see Note 19).

Provisions and Contingencies

The Company, in the ordinary course of business, sets up appropriate provisions for certain contractual and regulatory obligations, if any, in accordance with its policies on provisions and contingencies. In recognizing and measuring provisions, management takes risk and uncertainties into account.

The Company has recognized a provision for probable losses amounting to P13,901,018 and P5,747,925 as at December 31, 2018 and 2017, respectively. Provision for probable losses amounting to P8,153,093 and P5,747,925 was set up by the Company in 2018 and 2017, respectively (see Notes 10 and 15).

5. Cash

This account consists of:

	Note	2018	2017
Cash on hand		P265,065	P325,398
Cash in banks	20	130,655,881	73,614,333
		P130,920,946	P73,939,731

Cash in banks earns interest at the respective bank deposit rates.

Interest income recognized in profit or loss from bank deposits amounted to P354,578 and P80,816 in 2018 and 2017, respectively (see Note 16).

6. Trade and Other Receivables

This account consists of:

	Note	2018	2017
Trade			
Third parties		P602,432,352	P507,965,424
Related parties	11	195,187,171	219,122,389
Less allowance for expected credit losses on trade receivables		(2,620,922)	(2,620,922)
		794,998,601	724,466,891
Nontrade		1,383,336	37,189,362
Others		373,352	328,072
	20	P796,755,289	P761,984,325

Trade receivables are unsecured, non-interest-bearing and generally have a 30 to 60 days credit terms.

Nontrade receivables pertain to receivables from suppliers for the reimbursements of expenses made by the Company for brand promotions. These are non-interest-bearing and generally have a 60 to 90 days credit terms.

The movement in allowance for expected credit losses on trade receivables during the year was as follows:

	2018	2017
Balance at beginning of year	P2,620,922	P3,340,548
Write-off	-	(719,626)
Balance at end of year	P2,620,922	P2,620,922

7. Inventories

This account consists of:

	Note	2018	2017
Spirits - at cost		P408,967,051	P530,912,055
Wines - at cost		88,056,215	51,121,349
Specialty beverages - at cost		67,896,842	112,763,156
	14	P564,920,108	P694,796,560

In 2018 and 2017, inventories amounting to P2,011,404,563 and P1,644,155,615, respectively, were recognized as an expense during the year and included in "Cost of goods sold" (see Note 14).

8. Prepaid Expenses and Other Current Assets

This account consists of:

	2018	2017
Advances to suppliers	P360,778,648	P58,202,844
Input VAT	13,062,393	7,756,548
Prepaid expenses	900,132	1,190,783
	P374,741,173	P67,150,175

Advances to suppliers pertain to initial down payment made by the Company to suppliers and will be applied against future billings.

In 2017, the Company recognized an impairment loss on its unutilized creditable withholding taxes (see Note 15).

9. Property and Equipment

The movements and balances in this account are as follows:

	Transportation and Equipment	Furniture and Fixtures	Leasehold Improvements	Machinery and Equipment	Office Equipment	Total
Cost						
December 31, 2016	P17,467,991	P3,882,920	P8,845,801	P1,883,144	P7,974,752	P40,054,608
Additions	-	34,141	-	209,808	796,343	1,040,292
December 31, 2017	17,467,991	3,917,061	8,845,801	2,092,952	8,771,095	41,094,900
Additions	721,429	29,821	5,355,440	680,050	487,381	7,274,121
December 31, 2018	18,189,420	3,946,882	14,201,241	2,773,002	9,258,476	48,369,021
Accumulated Depreciation and Amortization						
December 31, 2016	17,436,845	3,836,795	6,462,815	901,884	6,926,579	35,564,918
Depreciation and amortization for the year	14,375	64,891	582,977	443,223	935,585	2,051,051
December 31, 2017	17,451,220	3,901,686	7,055,792	1,345,107	7,862,164	37,615,969
Depreciation and amortization for the year	74,494	13,037	1,485,550	573,551	834,122	2,980,754
December 31, 2018	17,525,714	3,914,723	8,541,342	1,918,658	8,696,286	40,596,723
Carrying Amounts						
December 31, 2017	P16,771	P15,375	P1,790,009	P747,845	P908,931	P3,478,931
December 31, 2018	P683,706	P32,159	P5,659,899	P854,344	P562,190	P7,772,298

Depreciation and amortization expense for the years ended December 31, 2018 and 2017 were charged as part of "Operating expenses" in profit or loss (see Note 15).

10. Trade and Other Payables

This account consists of:

	Note	2018	2017
Trade payables to third parties	20	P152,268,905	P212,714,270
Nontrade:			
Related parties	11, 20	13,562,353	2,717,707
Third parties	20	17,683,792	39,891,739
Accrued expenses	20	19,212,625	14,666,018
Provision		13,901,018	5,747,925
Payables to government agencies		2,296,076	10,275,328
		P218,924,769	P286,012,987

Trade payables are non-interest-bearing and generally have a 30 to 60 days credit term.

Nontrade payables are amounts owed to nontrade suppliers such as manpower agencies, freight companies and other nontrade transactions. These are non-interest-bearing and generally have a 30 to 60 days credit term. These also include interest on advances from the Parent Company.

Accrued expenses consist mainly of accruals for warehousing, salaries and wages, utilities, importation charges and other operating expenses.

In 2018 and 2017, the Company set-up a provision for any probable liabilities that may arise as a result of conducting its business. The disclosures of additional details beyond the present disclosures may prejudice the Company's position with respect to these matters. Thus, as allowed by PAS 37, *Provisions, Contingent Liabilities and Contingent Assets*, only a general description is provided.

The Company has recognized provision for probable losses as part of "Operating expenses" in profit or loss amounting to P8,153,093 and P5,747,925 as at December 31, 2018 and 2017, respectively (see Notes 15).

11. Related Party Transactions

Transactions and account balances with related parties as at and for the years ended December 31 are as follows:

Category	Year	Note	Transactions During the Year	Outstanding Balance		Terms	Conditions
				Trade Receivables	Amounts Owed to Related Parties		
Parent Company							
▪ Advances	2018	a	P -	P -	P108,000,000	Payable on demand	Unsecured
	2017		-	-	105,000,000		
▪ Interest expense	2018	a, 10	3,315,589	-	4,103,099	Payable on demand	Unsecured
	2017		1,890,000	-	787,500		
▪ Management fee	2018	b, 15	-	-	106,700,000	Due and demandable non-interest-bearing	Unsecured
	2017		60,000,000	-	106,700,000		
Entities under Common Control							
▪ Advances	2018	c	-	-	86,000,000	Payable on demand; non-interest-bearing	Unsecured
	2017		-	-	86,000,000		
▪ Sales of goods	2018	d, 6	533,787,615	195,187,171	-	30 to 60-day credit term; non-interest-bearing	Unsecured; no impairment
	2017		448,927,615	219,122,389	-		
▪ Rent expense	2018	e, 10, 18	2,224,290	-	1,053,350	Payable on demand; non-interest bearing	Unsecured
	2017		2,412,425	-	1,633,296		
▪ Reimbursement of expenses	2018	f, 10	8,405,904	-	8,405,904	Payable on demand; non-interest bearing	Unsecured
	2017		236,911	-	286,911		
TOTAL	2018			P195,187,171	P311,262,353		
TOTAL	2017			P219,122,389	P300,417,707		

- Cash advances extended by its Parent Company in the form of promissory note. These advances earn annual interest rate of 3.0% and 1.8% for 2018 and 2017, respectively with maturities of two (2) years.
- The Parent Company provides corporate services to the Company.
- These are cash advances from an entity under common control for additional working capital requirements.
- In the normal course of business, the Company distributes wines and liquors to entities under common control.
- The Company entered into a lease agreement with an entity under common control for its office space (see Note 18).
- This represents advances from officers and related parties in the form of reimbursement of expenses and working capital advances.
- The compensation of the key management personnel of the Company, by benefit type, follows:

	2018	2017
Short-term employee benefits	P3,716,838	P2,799,844
Retirement benefits cost	110,009	499,841
	P3,826,847	P3,299,685

As at December 31, 2018 and 2017, amounts owed to related parties are presented as follows:

	Note	2018	2017
Trade and other payables	10	P13,562,353	P2,717,707
Due to related parties		297,700,000	297,700,000
		P311,262,353	P300,417,707

Amounts owed by and owed to related parties are to be settled in cash.

12. Loan Payable

This account pertains to unsecured, peso-denominated loans obtained from a local bank with maturity of 90 days with annual interest rate of 3.00% and 2.875% in 2017 and 2018, respectively. This loan is intended to finance the inventory build up and additional working capital requirements of the Company.

This loan is not subject to compliance with any loan covenant.

Interest expense recognized in profit or loss relating to the loan payable amounted to P16,224,251 and P1,829,770 for the year ended December 31, 2018 and 2017, respectively (see Note 16 and 22).

13. Equity

Retained Earnings

On December 11, 2015, the Company's BOD approved the declaration of cash dividends amounting to P100 million, payable to stockholders of record as at the same date.

Stock corporations are prohibited from retaining surplus profits in excess of one hundred (100%) percent of their paid-in capital stock, except:

- a. when justified by definite corporate expansion projects or programs approved by the Board of Directors; or
- b. when the corporation is prohibited under any loan agreement with any financial institutions or creditors, whether local or foreign, from declaring dividends without their consent, and such consent has not yet been secured; or
- c. when it can be clearly shown that such retention is necessary under special circumstances of the corporation, such as when there is a need for special reserve for probable contingencies.

As at December 31, 2018, the Company has retained earnings in excess of its paid-up capital. The Company is planning to apply for an increase in the authorized capital stock of the Company with the SEC in 2020 or 2021 to address the excess retained earnings.

14. Cost of Goods Sold

This account consists of:

	Note	2018	2017
Inventory at beginning of year		P694,796,560	P517,568,072
Net purchases during the year		1,881,528,111	1,821,384,103
Cost of goods available for sale		2,576,324,671	2,338,952,175
Inventory at end of year	7	(564,920,108)	(694,796,560)
		P2,011,404,563	P1,644,155,615

15. Operating Expenses

This account consists of:

	Note	2018	2017
Advertising		P140,094,281	P42,509,159
Warehousing and delivery		47,935,715	44,860,685
Salaries, wages and other employee benefits	17	42,742,510	38,445,753
Rent	18	10,439,588	9,783,136
Provision for probable losses	10	8,153,093	5,747,925
Taxes and licenses		3,985,973	5,120,236
Utilities		3,521,377	3,533,786
Depreciation and amortization	9	2,980,754	2,051,051
Insurance		2,123,012	1,761,520
Transportation and travel		1,715,796	1,911,756
Representation		1,403,849	4,637,538
Janitorial services		1,337,530	1,067,469
Office supplies		939,138	1,090,762
Repair and maintenance		739,313	587,441
Professional fees		530,246	2,101,384
Management fee	11	-	60,000,000
Impairment loss on creditable withholding taxes	8	-	4,426,092
Miscellaneous		1,568,956	119,474
		P270,211,131	P229,755,167

16. Other Income (Charges) - net

This account consists of:

	Note	2018	2017
Interest expense	11, 12	(P19,539,850)	(P3,719,770)
Foreign exchange losses - net	20	(1,044,792)	(791,464)
Bank charges		(397,461)	(632,271)
Interest income	5	354,578	80,816
		(P20,627,525)	(P5,062,689)

17. Retirement Benefits

The Company has an unfunded, non-contributory, defined benefits retirement plan covering all of its regular and full-time employees. Costs are determined in accordance with the actuarial studies made for the plan. Under the plan, the employees are entitled to retirement benefits equivalent to an amount computed based on Republic Act No. 7641, Retirement Pay Law, equivalent to one-half month's salary for every year of service, with six (6) months or more of service considered as one year.

The succeeding tables summarize the components of retirement benefits cost under a defined benefits retirement plan recognized in profit or loss and the amount of retirement benefits liability recognized in the statements of financial position. Costs are determined in accordance with the actuarial studies made for the plan. Annual cost is determined using the projected unit credit method. The Company's latest actuarial valuation date is December 31, 2018.

The table below shows the present value of defined benefits retirement obligation/retirement benefits liability and its components as at December 31, 2018:

	2018	2017
Balance at beginning of year	P14,233,985	P11,960,102
Recognized in Profit or Loss		
Current service cost	581,737	1,630,430
Interest expense	765,789	643,453
	1,347,526	2,273,883
Included in Other Comprehensive Income		
Actuarial loss (gain) arising from:		
Financial assumptions	(3,614,998)	-
Demographic assumptions	(6,234,701)	-
Experience adjustments	830,744	-
	(9,018,955)	-
Balance at end of year	P6,562,556	P14,233,985

The retirement benefits costs is recognized as part of "Salaries, wages, and other employee benefits" under "Operating expenses" in profit or loss.

The plan exposes the Company to actuarial risks such as interest rate risk, longevity risk and salary risk as follows:

Interest Risk

The present value of the defined benefits obligation is calculated using a discount rate determined by reference to market yields to government bonds. Generally, a decrease in the interest rate of a reference government bonds will increase the plan obligation.

Longevity and Salary Risks

The present value of the defined benefits obligation is calculated by reference to the best estimate of the mortality of the plan participants both during and after their employment and to their future salaries. Consequently, increases in the life expectancy and salary of the plan participants will result in an increase in the plan obligation.

The principal actuarial assumptions (in percentages) as at December 31 used to determine retirement benefits are as follows:

	2018	2017
Discount rate	7.50%	5.38%
Salary increase rate	8.00%	8.00%

Assumptions for mortality and disability rates are based on published statistics and mortality and disability tables.

The weighted average duration of the benefit payments is approximately 7.7 years as at December 31, 2018.

Sensitivity Analysis

Reasonably possible changes at the reporting date to one of the relevant actuarial assumptions, holding other assumptions constant, would have affected the defined benefits obligation by the amounts shown below:

	2018		2017	
	Defined Benefits Obligation 1 Percent Increase	Defined Benefits Obligation 1 Percent Decrease	Defined Benefits Obligation 1 Percent Increase	Defined Benefits Obligation 1 Percent Decrease
Discount rate	(P476,084)	P535,575	(P908,128)	P623,449
Future salary growth	527,757	(478,187)	1,281,059	(996,379)

Although the analysis does not take into account the full distribution of cash flows expected under the plan, it does provide an approximation of the sensitivity of the assumption shown.

It should be noted that in the event a benefit claim arises under that plan, the benefits shall be due and payable from the Company.

Funding Arrangements

The plan is unfunded and non-contributory. Benefit claims under the defined benefits retirement obligation are paid directly by the Company when they become due.

Asset-liability Matching (ALM)

The Company does not perform any ALM study. The Company has no plan assets to match against liabilities under the retirement plan.

Maturity analysis of the expected future benefit payments is as follows:

	2018				
	Carrying Amount	Contractual Cash Flows	Within 1 Year	Within 1-5 Years	More than 5 Years
Defined benefits obligation	P6,562,556	P10,040,408	P -	P708,262	P9,332,144

	2017				
	Carrying Amount	Contractual Cash Flows	Within 1 Year	Within 1-5 Years	More than 5 Years
Defined benefits obligation	P14,233,985	P14,745,976	P -	P745,385	P14,000,591

18. Operating Lease Agreements

Company as Lessee

- The Company leases from an entity under common control its office space with total area of 408.5 square meters for a term of three (3) years until July 15, 2018, renewable under terms and condition agreed upon by both parties. This lease agreement was subsequently renewed for three (3) years from July 16, 2018 to July 16, 2021 (see Note 11).

- b. On February 20, 2015, the Company entered into a lease agreement with a third party for a covered warehouse and office building located at 3270 Gasanco Compound, Merville Annex Road, Pasay City for a term of five (5) years from April 1, 2015 to March 31, 2020, renewable upon agreement by both parties. Escalation rate is 5% starting second year and 10% starting fourth year.

The lease agreements provide for, among others, security deposits amounting to P2,807,854 and P2,322,120 as at December 31, 2018 and 2017, respectively, which are shown as "Refundable deposits" in the statements of financial position.

Total rent expense on the above-mentioned lease agreements recognized in profit or loss amounted to P10,439,588 and P9,783,136 in 2018 and 2017, respectively (see Note 15).

Future minimum lease payments under non-cancellable operating leases as at December 31 are as follows:

	2018	2017
Within one year	P11,420,158	P9,155,648
After one year but not more than five years	6,886,789	11,853,622
	P18,306,947	P21,009,270

19. Income Taxes

The components of provision for income tax are shown below:

	2018	2017
Current	P14,611,435	P41,834,381
Deferred	(476,544)	193,350
	P14,134,891	P42,027,731

Current provision for income tax represents regular corporate income tax in 2018 and 2017.

The reconciliation of the provision for income tax computed at the statutory income tax rate and the provision for income tax shown in profit or loss for the years ended December 31 is as follows:

	2018	2017
Income before income tax	P66,348,503	P146,418,195
Provision for income tax computed at the statutory tax rate of 30%	19,901,301	P43,925,458
Reductions in income taxes resulting from the tax effects of:		
Interest income subjected to final tax	(106,373)	(24,245)
Other adjustments	(5,660,037)	(1,873,482)
Provision for income tax	P14,134,891	P42,027,731

The components of the Company's deferred income tax assets are as follows:

	2018	2017
Retirement benefits liability	P1,968,768	P4,270,196
Allowance for expected credit losses on trade receivables	786,277	786,277
Unrealized foreign exchange losses	294,968	222,683
	P3,050,013	P5,279,156

The movements of net deferred income tax assets are accounted for as follows:

	2018	2017
Amount charged to profit or loss	P476,544	(P193,350)
Amount charged to OCI relating to remeasurement of defined benefits plan	(2,705,687)	-
Net decrease in deferred income tax assets	(P2,229,143)	(P193,350)

20. Financial Risk and Capital Management Objectives and Policies

Objectives and Policies

The Company's BOD has overall responsibility for the establishment and oversight of the Company's risk management framework.

The Company's financial instruments comprise of cash in banks, trade and other receivables, refundable deposits, trade and other payables, due to related parties, loan payable and dividend payable.

The main objectives of the Company's financial risk management are as follows:

- to identify and monitor such risks on an ongoing basis;
- to minimize and mitigate such risks; and
- to provide a degree of certainty about costs.

The Company's finance and treasury functions operate as a centralized service for managing financial risks and activities as well as providing optimum investment yield and cost-efficient funding for the Company.

The Company has exposure to the following risks from its use of financial instruments:

- Credit Risk
- Liquidity Risk
- Market Risk

This note presents information about the Company's exposure to each of the above risks, the Company's objectives, policies and processes for measuring and managing risks, and the Company's management of capital.

There were no changes in the exposures to each of the above risks and to the Company's objectives, policies and processes for measuring and managing the risk from the previous period. The policies for managing specific risks are summarized below:

Credit Risk

Credit risk represents the risk of loss the Company would incur if credit customers and counterparties fail to perform their contractual obligations. The Company's credit risk arises from the Company's use of its financial assets. Credit risk management involves entering into financial transactions only with counterparties with acceptable credit rating.

The carrying amount of financial assets represents the maximum credit exposure to credit risk as at December 31 as follows:

	Note	2018	2017
Cash in banks	5	P130,655,881	P73,614,333
Trade and other receivables - net	6	796,755,289	761,984,325
Refundable deposits	18	2,807,854	2,322,120
		P930,219,024	P837,920,778

As at December 31, 2018 and 2017, the aging per class of financial assets is as follows:

December 31, 2018

	Neither Past Due nor Impaired	Past Due but not Impaired			Impaired	Total
		1 to 30 Days	31 to 60 Days	More than 60 Days		
Cash in banks	P130,655,881	P -	P -	P -	P -	P130,655,881
Trade and other receivables	504,681,127	121,565,128	47,812,232	122,696,802	2,620,922	799,376,211
Refundable deposits	2,807,854	-	-	-	-	2,807,854
	P638,144,862	P121,565,128	P47,812,232	P122,696,802	P2,620,922	P932,839,946

December 31, 2017

	Neither Past Due nor Impaired	Past Due but not Impaired			Impaired	Total
		1 to 30 Days	31 to 60 Days	More than 60 Days		
Cash in banks	P73,614,333	P -	P -	P -	P -	P73,614,333
Trade and other receivables	384,908,023	101,444,794	31,283,038	244,348,470	2,620,922	764,605,247
Refundable deposits	2,322,120	-	-	-	-	2,322,120
	P460,844,476	P101,444,794	P31,283,038	P244,348,470	P2,620,922	P840,541,700

Based on the historical default rates, the Company believes other than the specifically impaired trade and other receivables, no additional allowance for expected credit losses is necessary in respect of trade and other receivables that are past due but not impaired because such accounts relate to customers that have good payment records with the Company. On the other hand, the Company believes that no impairment loss is necessary in respect of other financial assets since they are neither past due nor impaired.

The Company's policy is to enter into transactions with a diversity of credit worthy parties to mitigate any significant concentration of credit risk. There is no significant concentration of credit risk within the Company.

As at December 31, 2018 and 2017, the Company does not expect any counterparty, other than trade customers, to fail in meeting its obligations, thus, related risk is deemed to be insignificant.

Credit Quality

In monitoring and controlling credit extended to counterparty, the Company adopts a comprehensive credit rating system based on financial and nonfinancial assessments of its customers. Financial factors being considered comprised of the financial standing of the customer while the nonfinancial aspects include but are not limited to the assessment of the customer's nature of business, management profile, industry background, payment habit and both present and potential business dealings with the Company.

The credit quality of the Company's financial assets that are neither past due nor impaired as at December 31, 2018 and 2017 are as follows:

December 31, 2018				
	High Grade	Standard Grade	Substandard Grade	Total
Cash in banks	P130,655,881	P -	P -	P130,655,881
Trade and other receivables	-	504,681,127	-	504,681,127
Refundable deposits	-	2,807,854	-	2,807,854
Total	P130,655,881	P507,488,981	P -	P638,144,862

December 31, 2017				
	High Grade	Standard Grade	Substandard Grade	Total
Cash in banks	P73,614,333	P -	P -	P73,614,333
Trade and other receivables	-	384,908,023	-	384,908,023
Refundable deposits	-	2,322,120	-	2,322,120
Total	P73,614,333	P387,230,143	P -	P460,844,476

The Company assessed the credit quality of the following financial assets that are neither past due nor impaired as follows:

- Cash in banks were assessed as high grade since these are deposited in reputable banks with a good credit standing, which have a low probability of insolvency and can be withdrawn anytime. The credit quality of these financial assets is considered to be high grade.
- High grade trade and other receivables pertain to those receivables from customers who consistently pay before the maturity date. Standard grade trade and other receivable includes those that are collected on their due dates even without an effort from the Company to follow them up while receivables which are collected on their due dates provided that Company made a persistent effort to collect them are included under substandard grade receivables.
- Standard grade for refundable deposits pertains to unsecured rental deposit related to the Company's lease commitment.

ECL Assessment as at December 31, 2018

The Company allocates each exposure to a credit risk on data that are determined to be predictive of the risk of loss (including but not limited to external ratings, audited financial assets, management accounts and cash flow projections and available press information about customers) and applying expected credit judgment. Credit risk grades are defined using qualitative and quantitative factors that are indicative of the risk of default.

In measuring the expected credit losses, the trade and other receivables have been assessed on the collective basis as they pose shared credit risk characteristics. They have been grouped based on the days past due.

The following table provides information about the exposure to credit risk for trade and other receivables as at December 31, 2018:

	December 31, 2018		
	Gross Carrying Amount	Expected Credit Loss Allowance	Credit-impaired
Current (not past due)	P504,681,127	P -	No
1-30 days past due	121,565,128	-	No
31-60 days past due	47,812,232	-	No
61-90 days past due	34,833,626	-	No
91-180 days past due	29,149,660	-	No
181-360 days past due	38,807,876	-	No
More than 360 days past due	22,526,562	2,620,922	Yes
	P799,376,211	P2,620,922	

The Company applies the simplified approach in providing for expected credit losses prescribed by PFRS 9, which permits the use of the lifetime expected loss provision and applies a provision matrix.

The maturity of the Company's receivables is less than one year so the lifetime expected credit losses and the 12-month expected credit losses are similar.

The additional allowance for expected credit losses of trade and other receivables of the Company as a result of the expected credit loss assessment amounted to nil as at December 31, 2018. The application of the expected credit loss rates to the trade and other receivables of the Company did not have a material impact on the financial statements.

Exposures within each credit risk grade are assessed based on delinquency and actual credit loss experience. The Company considered both historical loss rate and forward-looking assumptions. The Company assessed that the impact of forward-looking assumptions is immaterial.

Liquidity Risk

The following are the contractual maturities of financial assets and financial liabilities, including estimated interest payments and excluding the impact of netting agreements:

	Carrying Amount	As at December 31, 2018		
		Contractual Cash Flows	Within 1 Year	1 to 5 Years
Financial Assets				
Cash in banks	P130,655,881	P130,655,881	P130,655,881	P -
Trade and other receivables - net	796,755,289	796,755,289	796,755,289	-
Refundable deposits	2,807,854	2,807,854	-	2,807,854
Total	P930,219,024	P930,219,024	P927,411,170	P2,807,854

As at December 31, 2018				
	Carrying Amount	Contractual Cash Flows	Within 1 Year	1 to 5 Years
Financial Liabilities				
Trade and other payables*	P202,727,675	P202,727,675	P202,727,675	P -
Due to related parties	297,700,000	301,015,599	301,015,599	-
Loan payable	357,000,000	359,782,767	359,782,767	-
Dividend payable	100,000,000	100,000,000	100,000,000	-
Total	P957,427,675	P963,526,041	P963,526,041	P -

*Excluding provision and payables to government agencies.

As at December 31, 2017				
	Carrying Amount	Contractual Cash Flows	Within 1 Year	1 to 5 Years
Financial Assets				
Cash in banks	P73,614,333	P73,614,333	P73,614,333	P -
Trade and other receivables - net	761,984,325	761,984,325	761,984,325	-
Refundable deposits	2,322,120	2,322,120	-	2,322,120
Total	P837,920,778	P837,920,778	P835,598,658	P2,322,120

As at December 31, 2017				
	Carrying Amount	Contractual Cash Flows	Within 1 Year	1 to 5 Years
Financial Liabilities				
Trade and other payables*	P269,989,734	P269,989,734	P269,989,734	P -
Due to related parties	297,700,000	299,590,000	299,590,000	-
Loan payable	50,000,000	50,704,966	50,704,966	-
Dividend payable	100,000,000	100,000,000	100,000,000	-
Total	P717,689,734	P720,284,700	P720,284,700	P -

*Excluding provision and payables to government agencies.

It is not expected that the cash flows included in the maturity analysis could occur significantly earlier, or at significantly different amounts.

Market Risk

Market risk is the risk that changes in market prices, such as foreign exchange rates, interest rates and other market prices will affect the Company's income or the value of its holdings of financial instruments. The objective of market risk management is to manage and control market risk exposures within acceptable parameters, while optimizing the return. The Company is subject to various risks, including foreign currency risk and interest rate risk.

Foreign Currency Risk

The Company's foreign currency denominated assets and liabilities as at December 31, 2018 and 2017 are as follows:

As at December 31, 2018					
Currency	Financial Assets	Financial Liabilities	Net Foreign Currency Liabilities	Exchange Rate	PHP Equivalent
USD	-	437,722	(437,722)	52.72	(23,076,704)
GBP	-	8,318	(8,318)	66.73	(555,060)
					(23,631,764)

As at December 31, 2017					
Currency	Financial Assets	Financial Liabilities	Net Foreign Currency Liabilities	Exchange Rate	PHP Equivalent
USD	-	319,405	319,405	49.93	(15,947,892)
EUR	-	238,932	238,932	59.61	(14,242,737)
					(30,190,629)

Net foreign exchange losses recognized in profit or loss amounted to P1,044,792 and P791,464 for the years ended December 31, 2018 and 2017, respectively (see Note 16).

Sensitivity Analysis

The following table demonstrates sensitivity of cash flows due to changes in foreign exchange rates with all variables held constant.

December 31, 2018		
	Percentage Increase (Decrease) in Foreign Exchange Rates	Effect in Income after Income Tax
USD	5.59%	P902,640 decrease
GBP	- 0.58%	2,237 increase

December 31, 2017		
	Percentage Increase in Foreign Exchange Rates	Effect in Income after Income Tax
USD	0.23%	P26,221 decrease
EUR	15%	1,494,245 decrease

Changes in foreign exchange rates are based on the average of the banks' forecasted closing exchange rates during the first quarter of the following calendar year. A movement in the opposite direction would increase/decrease income before income tax by the same amount, on the basis that all other variables remains constant.

Capital Management

The Company's objectives, when managing capital, are to increase the value of stockholders' investment and maintain high growth by applying free cash flows to selective investments that would further the Company's worth. The Company sets strategies with the objective of establishing a versatile and resourceful financial management and capital structure.

The Company defines capital as paid-in capital stock, additional paid-in capital and retained earnings. Other components of equity are excluded from capital for purposes of capital management. Profiles for capital ratios are set in the light of changes in the Company's external environment and the risks underlying the Company's business operations and industry.

The Company is not subject to externally-imposed capital requirements.

21. Fair Values of Financial Instruments

Cash, Trade and Other Receivables, Trade and Other Payables and Dividends Payable

The carrying amounts of the Company's cash, trade and other receivables, trade and other payables (excluding provision and payables to government agencies) and dividends payable approximate their fair values due to the short-term maturities of these financial instruments.

Refundable Deposits

The carrying amount of refundable deposit approximates its fair values as the impact of discounting is not significant.

Loan Payable and Due to Related Parties

The estimated fair values of loan payable and due to related parties are based on the present value of expected future cash flows using the applicable market rates for similar types of loans at reporting date. The difference between the carrying amount and fair value of loan payable and due to related parties is considered immaterial by management.

The carrying amounts and estimated fair values of the Company's financial assets and financial liabilities as at December 31, 2018 and 2017 are presented below:

	2018		2017	
	Carrying Amount	Fair Value	Carrying Amount	Fair Value
Financial Assets				
Cash	P130,920,946	P130,920,946	P73,939,731	P73,939,731
Trade and other receivables - net	796,755,289	796,755,289	761,984,325	761,984,325
Refundable deposits	2,807,854	2,800,706	2,322,120	2,316,206
	P930,484,089	P930,476,941	P838,246,176	P838,240,262
	2018		2017	
	Carrying Amount	Fair Value	Carrying Amount	Fair Value
Financial Liabilities				
Trade and other payables	P202,727,675	P202,727,675	P269,989,734	P269,989,734
Due to related parties	297,700,000	301,015,599	297,700,000	299,590,000
Loan payable	357,000,000	359,782,767	50,000,000	50,704,966
Dividends payable	100,000,000	100,000,000	100,000,000	100,000,000
	P957,427,675	P963,526,041	P717,689,734	P720,284,700

22. Reconciliation Between the Opening and Closing Balances for Liabilities Arising from Financing Activities

The reconciliation of movements of liabilities to cash flows arising from financing activities are as follow:

	December 31, 2018		
	Loan Payable	Accrued Interest	Total
Balances at beginning of year	P50,000,000	P787,500	P50,787,500
Cash Flows from Financing Activities			
Proceeds from availment of loan payable	437,000,000	-	437,000,000
Payments of loan payable	(130,000,000)	-	(130,000,000)
Interest expense	16,224,251	3,315,599	19,539,850
Interest paid	(16,224,251)	-	(16,224,251)
	P357,000,000	P4,103,099	P361,103,099

	December 31, 2017		
	Loan Payable	Accrued Interest	Total
Balances at beginning of year	P70,000,000	P787,500	P70,787,500
Cashflows from financing activities			
Payments of loan payable	(20,000,000)	-	(20,000,000)
Interest expense	-	3,719,770	3,719,770
Interest paid	-	(3,719,770)	(3,719,770)
	P50,000,000	P787,500	P50,787,500

23. Subsequent Events

Effects of Corona Virus Disease 2019 (COVID-19)

On March 8, 2020, under Proclamation 922, the President of the Philippines (the "President") has declared a state of public health emergency due to the spread of the Corona Virus Disease 2019 (COVID-19) in the country. Subsequently on March 16, 2020, under Proclamation 929, the previously declared state of public health emergency was upgraded into a state of calamity. To manage the spread of the COVID-19, the entire Luzon has been placed under an Enhanced Community Quarantine (ECQ), effective from March 17, 2020 until April 12, 2020, which was further extended to May 15, 2020. During the ECQ, a strict home quarantine is implemented in all households, all public transportation are suspended, provision for food and essential health services is regulated and the presence of uniformed military personnel to enforce quarantine procedures is heightened. Liquor bans have also been implemented in several areas under ECQ wherein drinking alcoholic beverages in public areas is prohibited and retail stores are only allowed to sell the same during a limited time in the day. On May 16, 2020 onwards, the Philippine government placed different areas of the country either Modified Enhanced Community Quarantine (MECQ) or General Community Quarantine (GCQ), depending on the assessed risk. Several local government units lifted the liquor bans under MECQ and GCQ, subject to certain restrictions. Since the Company's primary operation is the importation and distribution of wines and spirits, the Company was only able to operate limitedly amidst the quarantine period. Moreover, the Company continues to have a skeletal workforce to oversee and make sure facilities, vital equipment, sanitation and security are adequately and properly maintained.

The Company has assessed that the ECQ being implemented by the government will have a potential unfavorable impact on the Company's revenues including the collection of its receivables, among others. However, the quantitative impact of this event on the Company's financial performance for the succeeding quarters is not yet determinable at this date. Nonetheless, the expected decline in operations does not pose a material uncertainty on the Company's ability to continue as a going concern.

Purchase of Pernod Shares

In February 2019, the Company engaged in a Shareholders' Agreement and a Share Purchase Agreement with Pernod Ricard Asia S.A.S and Allied Netherlands B.V. for the purchase of 30% shares of Pernod Ricard Philippines, Inc. (Pernod).

24. Supplementary Information Required by the Bureau of Internal Revenue (BIR) under Revenue Regulations No. 15-2010

In addition to the disclosures mandated under PFRS, and such other standards and/or conventions as may be adopted, companies are required by the BIR to provide in the notes to financial statements, certain supplementary information for the taxable year. The amounts relating to such information may not necessarily be the same with those amounts disclosed in the financial statements which were prepared in accordance with PFRS. The following are the tax information required for the taxable year ended December 31, 2018:

a. VAT

1. Output VAT	P278,163,377
Account title used:	
Basis of the Output VAT:	
Vatable sales	P2,318,028,144
Zero rated sales	50,552,746
Total sales	P2,368,580,890
2. Input VAT	
Beginning of year	P7,756,548
Current year's domestic purchases:	
a. Goods for resale/manufacture or further processing	248,831,639
b. Goods other than for resale or manufacture	-
c. Services lodged under other accounts	14,237,140
VAT payments and other adjustments	20,400,443
VAT credits used	(278,163,377)
Balance at end of year	P13,062,393

b. Customs Duties and Tariff Fees

Landed cost of imports	P1,186,034,758
Customs duties and tariff fees paid or accrued	88,004,034
	P1,274,038,792

c. Excise Taxes

Imported excisable items wines and liquor	P222,541,195
---	--------------

d. Documentary Stamp Tax

On borrowings	P2,394,175
---------------	------------

e. Withholding Taxes

Tax on compensation and benefits	P4,449,592
Expanded withholding taxes	5,260,685
	P9,710,277

f. All Other Taxes (Local and National)

<i>Other taxes paid during the year recognized under "Taxes and licenses" Account under Operating Expenses</i>	
License and permit fees	P1,170,301
Others	421,497
	P1,591,798

g. Tax Cases and Assessments

On June 14, 2018, the Company received a Preliminary Assessment Notice (PAN) covering Income Tax, Value Added Tax, Withholding Tax on Compensation and Documentary Stamp Tax for the taxable year 2017. The initial deficiency assessment based on preliminary investigation amounted to P7 million. The Company paid the deficiency tax in 2018.

Information on tariff fees paid or accrued, are not applicable since the Company did not enter into transactions which will result to payment of accrual of such taxes.



**STATEMENT OF MANAGEMENT'S RESPONSIBILITY
FOR ANNUAL INCOME TAX RETURN**

The Management of **Premier Wine and Spirits, Inc. ("the Company")** is responsible for all information and representations contained in the Annual Income Tax Return for the year ended December 31, 2017. Management is likewise responsible for all information and representations contained in the financial statements accompanying the Annual Income Tax Return covering the same reporting period. Furthermore, the Management is responsible for all information and representations contained in all the other tax returns filed for the reporting period, including, but not limited, to the value added tax returns, withholding tax returns, documentary stamp tax returns, and any and all other tax returns.

In this regard, the Management affirms that the attached audited financial statements for the year ended December 31, 2017 and the accompanying Annual Income Tax Return are in accordance with the books and records of **Premier Wine and Spirits, Inc.**, complete and correct in all material respects. Management likewise affirms that:

- (a) the Annual Income Tax Return has been prepared in accordance with the provisions of the National Internal Revenue Code, as amended, and pertinent tax regulations and other issuances of the Department of Finance and the Bureau of Internal Revenue;
- (b) any disparity of figures in the submitted reports arising from the preparation of financial statements pursuant to financial accounting standards and the preparation of the income tax return pursuant to tax accounting rules has been reported as reconciling items and maintained in the company's books and records in accordance with the requirements of Revenue Regulations No. 8-2007 and other relevant issuances;
- (c) **Premier Wine and Spirits, Inc.** has filed all applicable tax returns, reports and statements required to be filed under Philippine tax laws for the reporting period, and all taxes and other impositions shown thereon to be due and payable have been paid for the reporting period, except those contested in good faith.

JOSE PAULINO SANTAMARINA
Chairman of the Board/President

ROBIN DERRICK CO CHUA
Managing Director

EVELYN B. BINANITAN
Treasurer



Signed this 19th day of November 2020

Premier Wine & Spirits, Inc.

Gate 2 900 N. Romualdez St. Peco Manila Tel. No. 524-2117/524-2165 Fax. No. 521-6628



In compliance with Revenue Regulations V-20, we are stating that no partner of our Firm is related by consanguinity or affinity to the president, manager or principal stockholders of the Company.

Gregorio I. Sambrano, Jr.
GREGORIO I. SAMBRANO, JR.
Partner

CPA License No. 088825
SEC Accreditation No. 1548-AR-1, Group A, valid until December 17, 2021
Tax Identification No. 152-885-329
BIR Accreditation No. 08-001987-36-2018
Issued September 20, 2018; valid until September 19, 2021
PTR No. MKT 8116783
Issued January 2, 2020 at Makati City

November 27, 2020
Makati City, Metro Manila

Firm Regulatory Registration & Accreditation:
 PRC-BOA Registration No. 0003, valid until November 21, 2023
 SEC Accreditation No. 0003-SEC, Group A, valid for five (5) years covering the audit of 2020 to 2024
 financial statements (2019 financial statements are covered by SEC Accreditation No. 0004-FR-5)
 IC Accreditation No. 0003-IC, Group A, valid for five (5) years covering the audit of 2020 to 2024
 financial statements (2019 financial statements are covered by IC Circular Letter (CL) No. 2019-39, Transition clause)
 BSP Accreditation No. 0003-BSP, Group A, valid for five (5) years covering the audit of 2020 to 2024
 financial statements (2019 financial statements are covered by BSP Monetary Board Resolution No. 2161, Transition clause)



R.G. Manabat & Co.
The KPMG Center, 9/F
6787 Ayala Avenue, Makati City
Philippines 1226
Telephone +63 (2) 8885 7000
Fax +63 (2) 8894 1985
Internet www.home.kpmg/ph
Email ph-inquiry@kpmg.com

REPORT OF INDEPENDENT AUDITORS

The Board of Directors and Stockholders
Premier Wine and Spirits, Inc.
Gate 1, Tabacalera Compound
900 D. Romualdez Street
Paco, Manila

Report on the Audit of the Financial Statements

Opinion

We have audited the financial statements of Premier Wine and Spirits, Inc. (the "Company"), a wholly-owned subsidiary of Cosco Capital, Inc., which comprise the statements of financial position as at December 31, 2017 and 2016, and the statements of comprehensive income, statements of changes in equity and statements of cash flows for the years then ended, and notes, comprising significant accounting policies and other explanatory information.

In our opinion, the accompanying financial statements present fairly, in all material respects, the financial position of the Company as at December 31, 2017 and 2016, and its financial performance and its cash flows for the years then ended in accordance with Philippine Financial Reporting Standards (PFRS).

Basis for Opinion

We conducted our audits in accordance with Philippine Standards on Auditing (PSA). Our responsibilities under those standards are further described in the Auditors' Responsibilities for the Audits of the Financial Statements section of our report. We are independent of the Company in accordance with the Code of Ethics for Professional Accountants in the Philippines (Code of Ethics) together with the ethical requirements that are relevant to our audits of the financial statements in the Philippines, and we have fulfilled our other ethical responsibilities in accordance with these requirements and the Code of Ethics. We believe that the audit evidence we have obtained is sufficient and appropriate to provide a basis for our opinion.

Firm Regulatory Registration & Accreditation.
PRC-BOA Registration No. 0003, valid until November 21, 2023
SEC Accreditation No. 0003-SEC, Group A, valid for five (5) years covering the audit of 2020 to 2024
financial statements (2019 financial statements are covered by SEC Accreditation No. 0004-FR-5)
IC Accreditation No. 0003-IC, Group A, valid for five (5) years covering the audit of 2020 to 2024
financial statements (2019 financial statements are covered by IC Circular Letter (CL) No. 2019-39, Transition clause)
BSP Accreditation No. 0003-BSP, Group A, valid for five (5) years covering the audit of 2020 to 2024
financial statements (2019 financial statements are covered by BSP Monetary Board Resolution No. 2161, Transition clause)



Responsibilities of Management and the Board of Directors for the Financial Statements

Management is responsible for the preparation and fair presentation of the financial statements in accordance with PFRS, and for such internal control as management determines is necessary to enable the preparation of financial statements that are free from material misstatement, whether due to fraud or error.

In preparing the financial statements, management is responsible for assessing the Company's ability to continue as a going concern, disclosing, as applicable, matters related to going concern and using the going concern basis of accounting unless management either intends to liquidate the Company or to cease operations, or has no realistic alternative but to do so.

The Board of Directors is responsible for overseeing the Company's financial reporting process.

Auditors' Responsibilities for the Audits of the Financial Statements

Our objectives are to obtain reasonable assurance about whether the financial statements as a whole are free from material misstatement, whether due to fraud or error, and to issue an auditors' report that includes our opinion. Reasonable assurance is a high level of assurance, but is not a guarantee that an audit conducted in accordance with PSA will always detect a material misstatement when it exists. Misstatements can arise from fraud or error and are considered material if, individually or in the aggregate, they could reasonably be expected to influence the economic decisions of users taken on the basis of these financial statements.

As part of an audit in accordance with PSA, we exercise professional judgment and maintain professional skepticism throughout the audits. We also:

- Identify and assess the risks of material misstatement of the financial statements, whether due to fraud or error, design and perform audit procedures responsive to those risks, and obtain audit evidence that is sufficient and appropriate to provide a basis for our opinion. The risk of not detecting a material misstatement resulting from fraud is higher than for one resulting from error, as fraud may involve collusion, forgery, intentional omissions, misrepresentations, or the override of internal control.
- Obtain an understanding of internal control relevant to the audits in order to design audit procedures that are appropriate in the circumstances, but not for the purpose of expressing an opinion on the effectiveness of the Company's internal control.
- Evaluate the appropriateness of accounting policies used and the reasonableness of accounting estimates and related disclosures made by management.
- Conclude on the appropriateness of management's use of the going concern basis of accounting and, based on the audit evidence obtained, whether a material uncertainty exists related to events or conditions that may cast significant doubt on the Company's ability to continue as a going concern. If we conclude that a material uncertainty exists, we are required to draw attention in our auditors' report to the related disclosures in the financial statements or, if such disclosures are inadequate, to modify our opinion. Our conclusions are based on the audit evidence obtained up to the date of our auditors' report. However, future events or conditions may cause the Company to cease to continue as a going concern.




- Evaluate the overall presentation, structure and content of the financial statements, including the disclosures, and whether the financial statements represent the underlying transactions and events in a manner that achieves fair presentation.

We communicate with the Board of Directors and management regarding, among other matters, the planned scope and timing of the audits and significant audit findings, including any significant deficiencies in internal control that we identify during our audits.

Report on the Supplementary Information Required Under Revenue Regulations No. 15-2010 of the Bureau of Internal Revenue

Our audits were conducted for the purpose of forming an opinion on the basic financial statements taken as a whole. The supplementary information in Note 24 to financial statements is presented for purposes of filing with the Bureau of Internal Revenue and is not a required part of the basic financial statements. Such supplementary information is the responsibility of management. The supplementary information has been subjected to the auditing procedures applied in our audits of the basic financial statements. In our opinion, the supplementary information is fairly stated in all material respects in relation to the basic financial statements taken as a whole.

R.G. MANABAT & CO.


GREGORIO I. SAMBRANO, JR.
Partner

CPA License No. 088825

SEC Accreditation No. 1548-AR-1, Group A, valid until December 17, 2021

Tax Identification No. 152-885-329

BIR Accreditation No. 08-001987-36-2018


Issued September 20, 2018; valid until September 19, 2021

PTR No. MKT 8116783

Issued January 2, 2020 at Makati City

November 27, 2020

Makati City, Metro Manila



PREMIER WINE AND SPIRITS, INC.
(A Wholly-owned Subsidiary of Cosco Capital, Inc.)
STATEMENTS OF FINANCIAL POSITION

		December 31	
	Note	2017	2016
ASSETS			
Current Assets			
Cash	5	P73,939,731	P14,520,760
Trade and other receivables - net	6, 11	761,984,325	750,313,182
Inventories	7, 14	694,796,560	517,568,072
Prepaid expenses and other current assets	8	67,150,176	92,894,339
Total Current Assets		1,597,870,791	1,375,296,353
Noncurrent Assets			
Property and equipment - net	9	3,478,931	4,489,690
Deferred income tax assets	19	5,279,156	5,472,506
Refundable deposits	18	2,322,120	2,207,120
Total Noncurrent Assets		11,080,207	12,169,316
		P1,608,950,998	P1,387,465,669
LIABILITIES AND EQUITY			
Current Liabilities			
Trade and other payables	10, 11	P286,012,987	P193,108,934
Due to related parties	11	297,700,000	239,500,000
Dividends payable	13	100,000,000	100,000,000
Loan payable	12	50,000,000	70,000,000
Income tax payable		24,366,430	40,649,501
Total Current Liabilities		758,079,417	643,258,435
Noncurrent Liability			
Retirement benefits liability	17	14,233,985	11,960,102
Total Liabilities		772,313,402	655,218,537
Equity			
Capital stock - P100 par value:			
Authorized, issued and outstanding -			
1,500,000 shares		150,000,000	150,000,000
Additional paid-in capital		1,500,000	1,500,000
Retained earnings		685,472,457	581,081,993
Accumulated remeasurements on retirement benefits		(334,861)	(334,861)
Total Equity		836,637,596	732,247,132
		P1,608,950,998	P1,387,465,669

See Notes to Financial Statements.



PREMIER WINE AND SPIRITS, INC.
(A Wholly-owned Subsidiary of Cosco Capital, Inc.)
STATEMENTS OF COMPREHENSIVE INCOME

		Years Ended December 31	
	Note	2017	2016
NET SALES	11	P2,025,391,666	P1,800,926,922
COST OF GOODS SOLD	14	1,644,155,615	1,455,222,626
GROSS PROFIT		381,236,051	345,704,296
OPERATING EXPENSES	15	229,755,167	158,579,734
INCOME FROM OPERATIONS		151,480,884	187,124,562
OTHER INCOME (CHARGES) - Net	16	(5,062,689)	3,368,825
INCOME BEFORE INCOME TAX		146,418,195	190,493,387
PROVISION FOR INCOME TAX	19	42,027,731	57,135,036
NET INCOME		104,390,464	133,358,351
OTHER COMPREHENSIVE INCOME			
<i>Item that will never be reclassified to profit or loss in subsequent periods</i>			
Remeasurement gain on retirement benefits	17	-	580,577
Deferred income tax expense	19	-	(174,173)
		-	406,404
TOTAL COMPREHENSIVE INCOME		P104,390,464	P133,764,755

See Notes to Financial Statements.



PREMIER WINE AND SPIRITS, INC.
(A Wholly-owned Subsidiary of Cosco Capital, Inc.)
STATEMENTS OF CHANGES IN EQUITY
FOR THE YEARS ENDED DECEMBER 31, 2017 AND 2016

	Capital Stock	Additional Paid-in Capital	Accumulated Remeasurements on Retirement Benefits	Retained Earnings (Note 13)	Total
Balances at December 31, 2015	P150,000,000	P1,500,000	(P741,265)	P447,723,642	P598,482,377
Net income for the year	-	-	-	133,358,351	133,358,351
Other comprehensive income	-	-	406,404	-	406,404
Total comprehensive income	-	-	406,404	133,358,351	133,764,755
Balances at December 31, 2016	150,000,000	1,500,000	(334,861)	581,081,993	732,247,132
Net income for the year	-	-	-	104,390,464	104,390,464
Other comprehensive income	-	-	-	-	-
Total comprehensive income	-	-	-	104,390,464	104,390,464
Balances at December 31, 2017	P150,000,000	P1,500,000	(P334,861)	P685,472,457	P836,637,596

See Notes to Financial Statements.

PREMIER WINE AND SPIRITS, INC.
(A Wholly-owned Subsidiary of Cosco Capital, Inc.)
STATEMENTS OF CASH FLOWS

Years Ended December 31			
	Note	2017	2016
CASH FLOWS FROM OPERATING ACTIVITIES			
Income before income tax		P146,418,195	P190,493,387
Adjustments for:			
Provision for probable losses	10, 15	5,747,925	-
Impairment losses on creditable withholding taxes	15	4,426,092	-
Interest expense	11, 12, 16, 22	3,719,770	3,489,167
Retirement benefits costs	17	2,273,883	517,860
Depreciation and amortization	9	2,051,051	1,641,539
Unrealized foreign exchange losses - net		742,274	2,941,033
Interest income	5, 16	(80,816)	(73,654)
Operating income before working capital changes		165,298,374	199,009,332
Decrease (increase) in:			
Trade and other receivables		(11,671,143)	(220,870,558)
Inventories		(177,228,488)	57,526,196
Prepaid expenses and other current assets		21,318,072	(55,487,108)
Refundable deposits		(115,000)	(70,323)
Increase in:			
Trade and other payables		86,413,854	54,395,585
Due to related parties		58,200,000	48,342,500
Cash generated from operations		142,215,669	82,845,624
Income taxes paid		(58,117,452)	(65,213,750)
Interest paid	22	(3,719,770)	(3,331,667)
Interest received	5, 16	80,816	73,654
Net cash from operating activities		80,459,263	14,373,861
CASH FLOWS FROM AN INVESTING ACTIVITY			
Additions to property and equipment	9	(1,040,292)	(2,270,175)
CASH FLOWS FROM A FINANCING ACTIVITY			
Payments of loan payable	22	(20,000,000)	(30,000,000)
NET INCREASE (DECREASE) IN CASH		59,418,971	(17,896,314)
CASH AT BEGINNING OF YEAR		14,520,760	32,417,074
CASH AT END OF YEAR	5	P73,939,731	P14,520,760

See Notes to Financial Statements.

PREMIER WINE AND SPIRITS, INC.
(A Wholly-owned Subsidiary of Cosco Capital, Inc.)
NOTES TO FINANCIAL STATEMENTS

1. Reporting Entity

Premier Wine and Spirits, Inc. (the "Company") was incorporated and registered with the Philippine Securities and Exchange Commission (SEC) on June 19, 1996. The Company's primary purpose is to engage in the business of buying, selling, distribution and marketing on a wholesale basis, any and all kinds of beverages, spirits and liquors and to deal in any materials, articles or things required in connection with or incidental to the importation, exportation, manufacturing, marketing or distribution of such products.

The Company is a wholly-owned subsidiary of Cosco Capital, Inc. ("CosCo" or "Parent Company"), a company incorporated in the Philippines. CosCo's shares of stock are listed for trading at the Philippine Stock Exchange (PSE).

The Company's registered office address is at Gate 1, Tabacalera Compound, 900 D. Romualdez Street, Paco, Manila.

2. Basis of Preparation

Statement of Compliance

The financial statements have been prepared in accordance with Philippine Financial Reporting Standards (PFRS). PFRS are based on International Financial Reporting Standards (IFRS) issued by the International Accounting Standards Board (IASB). PFRS which are issued by the Philippine Financial Reporting Standards Council (FRSC), consist of PFRS, Philippine Accounting Standards (PAS), and Philippine Interpretations based on the International Financial Reporting Interpretations Committee (IFRIC) interpretations.

Basis of Measurement

The financial statements have been prepared on the historical cost basis of accounting, except for retirement benefits liability which is measured at the present value of the defined benefits obligation.

Functional and Presentation Currency

The financial statements are measured using the currency of the primary economic environment in which the Company operates. The financial statements are presented in Philippine Peso, which is also the Company's functional currency. All amounts are rounded to the nearest Peso, except when otherwise indicated.

Authorization for Issuance of the Financial Statements

The accompanying financial statements of the Company as at and for the years ended December 31, 2017 and 2016 were approved and authorized for issue by the Board of Directors (BOD) on November 9, 2020.

3. Summary of Significant Accounting Policies

The accounting policies set out below have been applied consistently to all years presented in these financial statements, except for the changes in accounting policies as explained below.

Adoption of New or Revised Standards, Amendments to Standards and Interpretations

The Company has adopted the following relevant and applicable amendments to standards starting January 1, 2017 and accordingly, changed its accounting policies.

- PAS 7, *Statement of Cash Flows - Disclosure Initiative (Amendments)*. The amendments address financial statements users' requests for improved disclosures about an entity's net debt relevant to understanding an entity's cash flows. The amendments require entities to provide disclosures that enable users of financial statements to evaluate changes in liabilities arising from financing activities, including both changes arising from cash flows and non-cash changes - e.g. by providing a reconciliation between the opening and closing balances in the statement of financial position for liabilities arising from financing activities.

The Company provided a reconciliation between the opening and closing balances for liabilities arising from financing activities (see Note 22).

- PAS 12, *Income Taxes - Recognition of Deferred Tax Assets for Unrealized Losses (Amendments)*. The amendments clarify that: (a) the existence of a deductible temporary difference depends solely on a comparison of the carrying amount of an asset and its tax base at the end of the reporting period, and is not affected by possible future changes in the carrying amount or expected manner of recovery of the asset; (b) the calculation of future taxable profit in evaluating whether sufficient taxable profit will be available in future periods excludes tax deductions resulting from the reversal of the deductible temporary differences; (c) the estimate of probable future taxable profit may include the recovery of some of an entity's assets for more than their carrying amount if there is sufficient evidence that it is probable that the entity will achieve this; and (d) an entity assesses a deductible temporary difference related to unrealized losses in combination with all of its other deductible temporary differences, unless a tax law restricts the utilization of losses to deduction against income of a specific type.

The following interpretations and amendments to standards are not expected to have an impact on the Company's financial statements:

- Annual Improvements to PFRSs 2014 - 2016 Cycle - Clarification of the scope of the standard (Amendments to PFRS 12, *Disclosure of Interests in Other Entities*).

Financial Instruments

Date of Recognition

The Company recognizes a financial asset or a financial liability in the statement of financial position when it becomes a party to the contractual provisions of the instrument. Purchases and sales of financial assets that require delivery of assets within the time frame established by regulation or convention in the marketplace are recognized on the settlement date.

Initial Recognition and Classification of Financial Instruments

Financial instruments are recognized initially at fair value. The initial measurement of financial instruments, except those designated at fair value through profit or loss (FVTPL), includes transaction cost.

On initial recognition, the Company classifies its financial assets in the following categories: financial assets at FVTPL, loans and receivables, held-to-maturity investments and available-for-sale financial assets. The classification depends on the purpose for which the investments are acquired and whether they are quoted in an active market. Financial liabilities on the other hand, are classified into the following categories: financial liabilities at FVTPL and other financial liabilities. Management determines the classification of its financial assets and financial liabilities at initial recognition and, where allowed and appropriate, re-evaluates such designation at each reporting date.

Financial instruments are classified as liability or equity in accordance with the substance of the contractual arrangement. Interest, dividends, gains and losses relating to a financial instrument or a component that is a financial liability, are reported as expense or income. Distributions to holders of financial instruments classified as equity are charged directly to equity, net of any related income tax benefits.

As at December 31, 2017 and 2016, the Company's financial assets and financial liabilities consist of loans and receivables and other financial liabilities, respectively.

Loans and Receivables

Loans and receivables are non-derivative financial assets with fixed or determinable payments that are not quoted in an active market. They arise when the Company provides money, goods or services directly to a debtor with no intention of trading the receivables. After initial measurement, loans and receivables are subsequently carried at cost or amortized cost using the effective interest method less any allowance for impairment. Amortized cost is calculated taking into account any discount or premium on acquisition and includes transaction costs and fees that are an integral part of the effective interest rate and transaction costs. Gains and losses are recognized in profit or loss when the loans and receivables are derecognized or impaired, as well as through the amortization process. Loans and receivables are classified as current assets if maturity is within 12 months from the reporting date or the normal operating cycle, whichever is longer. Otherwise, these are classified as noncurrent assets.

As at December 31, 2017 and 2016, the Company's loans and receivables include cash in banks, trade and other receivables and refundable deposits.

Other Financial Liabilities

This category pertains to financial liabilities that are not held for trading or not designated as at FVTPL upon the inception of the liability. These include liabilities arising from operations or borrowings (e.g., payables, accruals). Other financial liabilities are initially recognized at fair value, plus directly attributable transaction costs. After initial recognition, interest-bearing loans and borrowings are subsequently measured at amortized cost using the effective interest method. Gains and losses are recognized in profit or loss when the liabilities are derecognized as well as through the amortization process. Financial liabilities are classified as current, except for maturities greater than twelve months after the reporting date. These are classified as noncurrent liabilities.

As at December 31, 2017 and 2016, the Company's other financial liabilities include trade and other payables (excluding provision, payables to government agencies and output VAT - net), due to related parties, dividends payable and loan payable.

Impairment of Financial Assets

The Company assesses at each reporting date whether a financial asset or group of financial assets is impaired. A financial asset or group of financial assets is deemed to be impaired if, and only if, there is objective evidence of impairment as a result of one or more events that have occurred after the initial recognition of the asset (an incurred "loss event") and that loss event (or events) has an impact on the estimated future cash flows of the financial asset or group of financial assets that can be reliably estimated. Evidence of impairment may include indications that the contracted parties or group of contracted parties is experiencing significant financial difficulty, default or delinquency in interest or principal payments, the probability that they will enter bankruptcy or other financial reorganization, and where observable data indicate that there is measurable decrease in the estimated future cash flows, such as changes in arrears or economic conditions that correlate with defaults.

Loans and Receivables

The Company first assesses whether an objective evidence of impairment exists individually for financial assets that are individually significant, and individually or collectively for financial assets that are not individually significant. If there is objective evidence that an impairment loss on loans and receivables carried at amortized cost has been incurred, the amount of the loss is measured as a difference between the asset's carrying amount and the present value of estimated future cash flows (excluding future credit losses that have not been incurred) discounted at the financial asset's original EIR (i.e., the EIR computed at initial recognition). The carrying amount of the asset shall be reduced through the use of an allowance account, and the amount of the loss shall be recognized in profit or loss.

If it is determined that no objective evidence of impairment exists for an individually assessed financial asset, whether significant or not, the asset is included in the group of financial assets with similar credit risk characteristics and that group of financial assets is collectively assessed for impairment. Assets that are individually assessed for impairment and for which an impairment loss is or continues to be recognized are not included in a collective assessment of impairment.

Loans and receivables, together with the related allowance, are written off when there is no realistic prospect of future recovery and all collateral has been realized. If, in subsequent period, the amount of the impairment loss decreases and the decrease can be related objectively to an event occurring after the impairment was recognized, the previously recognized impairment loss is reversed. Any subsequent reversal of an impairment loss is recognized in profit or loss, to the extent that the carrying value of the asset does not exceed its amortized cost at the reversal date.

Derecognition of Financial Assets and Financial Liabilities

Financial Assets

A financial asset (or, where applicable, a part of a financial asset or a part of a group of similar financial assets) is derecognized when:

- the rights to receive cash flows from the asset have expired;
- the Company retains the rights to receive cash flows from the asset, but has assumed an obligation to pay them in full without material delay to a third party under a "pass-through" arrangement; or

- the Company has transferred its rights to receive cash flows from the asset and either: (a) has transferred substantially all the risks and rewards of the asset, or (b) has neither transferred nor retained substantially all the risks and rewards of the asset, but has transferred control of the asset.

When the Company has transferred its rights to receive cash flows from an asset or has entered into a "pass-through" arrangement and has neither transferred nor retained substantially all the risks and rewards of the asset nor transferred control of the asset, the asset is recognized to the extent of the Company's continuing involvement in the asset. Continuing involvement that takes the form of a guarantee over the transferred asset is measured at the lower of the original carrying amount of the asset and the maximum amount of consideration that the Company could be required to pay.

Where the continuing involvement takes the form of a written and/or purchased option (including a cash-settled option or similar provision) on the transferred asset, the extent of the Company's continuing involvement is the amount of the transferred asset that the Company may repurchase, except that in the case of a written put option (including a cash-settled option or similar provision) on asset measured at fair value, the extent of the Company's continuing involvement is limited to the lower of the fair value of the transferred asset and the option exercise price.

Financial Liabilities

A financial liability is derecognized when the obligation under the liability is discharged or cancelled, or has expired.

When an existing financial liability is replaced by another from the same lender on substantially different terms, or the terms of an existing liability are substantially modified, such an exchange or modification is treated as a derecognition of the original liability and the recognition of a new liability, and the difference in the respective carrying amounts is recognized in profit or loss.

Offsetting Financial Instruments

Financial assets and financial liabilities are offset and the net amount is reported in the statement of financial position if, and only if, there is a currently enforceable legal right to offset the recognized amounts and there is an intention to settle on a net basis, or to realize the asset and settle the liability simultaneously. This is not generally the case with master netting agreements, and the related assets and liabilities are presented at gross in the statement of financial position.

Fair Value Measurement

Fair value is the price that would be received to sell an asset or paid to transfer a liability in an orderly transaction between market participants at the measurement date. The fair value measurement is based on the presumption that the transaction to sell the asset or transfer the liability takes place either in the principal market for the asset or liability, or in the absence of a principal market, in the most advantageous market for the asset or liability. The principal or the most advantageous market must be accessible to the Company.

The fair value of an asset or a liability is measured using the assumptions that the market participants would use when pricing the asset or liability, assuming that the market participants act in their economic best interest.

All assets and liabilities for which fair value is measured or disclosed in the financial statements are categorized within the fair value hierarchy, described as follows, based on the lowest level input that is significant to the fair value measurement as a whole:

- Level 1 - Quoted (unadjusted) market prices in active markets for identical assets or liabilities.
- Level 2 - Valuation techniques for which the lowest level input that is significant to the fair value measurement is directly or indirectly observable.
- Level 3 - Valuation techniques for which the lowest level input that is significant to the fair value measurement is unobservable.

For assets and liabilities that are recognized in the financial statements on a recurring basis, the Company determines whether transfers have occurred between Levels in the hierarchy by reassessing categorization (based on the lowest level input that is significant to the fair value measurement as a whole) at the end of each reporting period.

For the purpose of fair value disclosures, the Company has determined classes of assets and liabilities on the basis of the nature, characteristics and risks of the asset or liability and the level of the fair value hierarchy as explained above.

As at December 31, 2017 and 2016, no financial asset was recognized at fair value. The Company has no other assets or liabilities with recurring and non-recurring fair value measurements.

Inventories

Inventories, which consist of spirits, wines and specialty beverages, are valued at the lower of cost and net realizable value (NRV). Cost is comprised of purchase price, expenditure incurred in acquiring the inventories and other costs incurred in bringing them to their present location and condition. Cost is determined using the first-in, first-out method.

NRV represents the estimated selling price less costs to be incurred in marketing, selling and distribution. In determining the NRV, the Company considers any adjustment necessary to write-down inventories to NRV for slow-moving and near expiry products based on physical inspection and management evaluation.

Prepaid Expenses and Other Current Assets

Prepaid Expenses and Advances

Prepaid expenses and advances represent expenses not yet incurred but already paid in cash. Prepaid expenses and advances are initially recorded as assets and measured at the amount of cash paid. Subsequently, these are charged to profit or loss as these are consumed in operations or expire with the passage of time.

Prepaid expenses and advances are classified in the statement of financial position as current asset when the cost of goods or services related to the prepayment are expected to be incurred within one (1) year from the reporting date. Otherwise, prepayments are classified as noncurrent assets.

Value-added Tax (VAT)

Revenues, expenses and assets are recognized net of the amount of VAT, except:

- where the VAT incurred on a purchase of assets or services is not recoverable from the taxation authority, in which case the VAT is recognized as part of the cost of acquisition of the asset or as part of the expense item as applicable; and
- receivables and payables that are stated with the amount of VAT included.

The net amount of tax recoverable from, or payable to, the taxation authority is included as part of "Prepaid expenses and other current assets" or "Trade and other payables" in the statement of financial position.

Refundable Deposits

Refundable deposits are cash paid for the lease agreements covering the office spaces and warehouse which are expected to be refunded upon the termination of the lease. These are carried at net realizable value and classified as current for leases which will expire within 12 months from the reporting period otherwise, these will be classified as noncurrent.

Property and Equipment

Property and equipment is stated at cost less accumulated depreciation and amortization, and any impairment in value.

The initial cost of property and equipment consists of its purchase price, including any directly attributable costs of bringing the asset to its working condition and location for its intended use. Expenditures incurred after the property and equipment have been put into operation, such as repairs and maintenance and overhaul costs, are normally charged to profit or loss in the period the costs are incurred. In situations where it can be clearly demonstrated that the expenditures have resulted in an increase in the future economic benefits expected to be obtained from the use of an item of property and equipment beyond its originally assessed standard of performance, the expenditures are capitalized as an additional cost of the item of property and equipment.

Depreciation and amortization are computed on a straight-line basis over the estimated useful lives of the assets as follows:

	Number of Years
Transportation and equipment	3
Furniture and fixtures	3
Leasehold improvements	3 or lease term, whichever is shorter
Machinery and equipment	3
Office equipment	3

Depreciation or amortization of an item of property and equipment begins when it becomes available for use, i.e., when it is in the location and condition necessary for it to be capable of operating in the manner intended by management. Depreciation or amortization ceases at the earlier of the date that the item is classified as held for sale (or included in a disposal group that is classified as held for sale) in accordance with PFRS 5, *Noncurrent Assets Held for Sale and Discontinued Operations*, and the date the asset is derecognized.

The estimated useful lives and depreciation and amortization method are reviewed periodically to ensure that the periods and method of depreciation and amortization are consistent with the expected pattern of economic benefits from items of property and equipment.

Fully depreciated assets are retained in the accounts until they are no longer in use and no further depreciation is recognized in profit or loss. When assets are retired or otherwise disposed of, the cost and the related accumulated depreciation and amortization and any impairment in value are removed from the accounts and any resulting gain or loss is recognized in the profit or loss.

Borrowing Costs

Borrowing costs are capitalized if they are directly attributable to the acquisition, construction or production of a qualifying asset. The capitalization of borrowing costs: (i) commences when the activities to prepare the asset are in progress and expenditures and borrowing costs are being incurred; (ii) is suspended during the extended periods in which active development, improvement and construction of the assets are interrupted; and (iii) ceases when substantially all the activities necessary to prepare the assets are completed. If the resulting carrying amount of the asset exceeds its recoverable amount, an impairment loss is recorded. Borrowing costs include interest charges and other costs incurred in connection with the borrowing of funds.

Other borrowing costs are recognized as expense in the period in which they are incurred.

Impairment of Noncurrent Nonfinancial Assets

The Company assesses at end of each reporting period whether there is an indication that its noncurrent nonfinancial assets which consists of property and equipment may be impaired. If any such indication exists and where the carrying value exceeds the estimated recoverable amount, the assets or the cash generating unit (CGU) are written down to their recoverable amounts. The recoverable amount of the noncurrent nonfinancial assets is the greater of fair value less cost to sell and value-in-use. The fair value less cost to sell is the price that would be received to sell an asset in an orderly transaction between market participants less cost to sell. In assessing value-in-use, the estimated future cash flows are discounted to their present value using a pre-tax discount rate that reflects current market assessments of the time value of money and the risks specific to the asset. For an asset that does not generate largely independent cash inflows, the recoverable amount is determined for the CGU to which the asset belongs. Impairment losses, if any, are recognized in profit or loss in those expense categories consistent with the function of the impaired asset.

A previously recognized impairment loss is reversed only if there has been a change in the estimates used to determine the asset's recoverable amount since the last impairment loss was recognized. If that is the case, the carrying amount of the asset is increased to its recoverable amount. The increased amount cannot exceed the carrying amount that would have been determined, net of depreciation and amortization, had no impairment loss been recognized for the asset in prior years. Such reversal is recognized unless the asset is carried at revalued amount, in which case the reversal is treated as a revaluation increase. After such a reversal, the depreciation and amortization charge is adjusted in future periods to allocate the asset's revised carrying amount on a systemic basis over its remaining useful life.

Capital Stock

Ordinary or common shares are classified as equity. The proceeds from the issuance of ordinary or common shares are presented in equity as capital stock to the extent of the par value of the issued and outstanding shares and any excess of the proceeds over the par value of the shares issued, less any incremental costs directly attributable to the issuance, net of tax, is presented in equity as additional paid-in capital.

Retained Earnings

Retained earnings represent the cumulative balance of periodic net income or loss, dividend contributions, correction of prior year errors, effect of changes in accounting policy and other capital adjustments.

Dividends on Common Shares

Cash and property dividends on common shares are recognized as liability and deducted from equity when approved by the BOD of the Company. Stock dividend declared but not yet issued is presented as "Capital stock dividend distributable" in the statement of financial position. When the stock dividends are declared, the amount of stock dividends are treated as transfers from retained earnings to common shares.

Dividends for the year that are approved after the reporting date are dealt with as an event after the reporting date.

Revenue Recognition

Revenue is recognized to the extent that it is probable that the economic benefits will flow to the Company and the amount of revenue can be reliably measured.

The following specific recognition criteria must also be met before revenue is recognized:

Sale of Goods

Revenue from the sale of goods is measured at the fair value of the consideration received or receivable, net of value-added tax (VAT), returns, discounts, and rebates. Revenue is recognized when the significant risks and rewards of ownership have been transferred to the buyer, recovery of the consideration is probable, the associated costs and possible return of goods can be estimated reliably, and there is no continuing involvement with the goods. Transfer of risks and rewards of ownership coincide with the delivery of the products to the customers, under normal credit terms.

Commission Income

Commission income is recognized as income at the same time as the costs are incurred which generally coincides upon performance of service.

Interest Income

Interest income is recognized in profit or loss as it accrues, taking into account the effective yield on the asset.

Cost and Expense Recognition

Cost of Goods Sold

Cost of goods sold is recognized when goods are delivered to the buyer. Expenses are recognized upon utilization of services or at the date they are incurred.

Operating Expenses

Operating expenses are costs incurred to sell or distribute the goods and administering the business. It includes documentation processing and delivery, among others. Operating expenses are expensed as incurred.

Other Comprehensive Income (Loss)

Other comprehensive income (loss) comprises items of income and expense (including items previously presented under the statement of changes in equity) that are not recognized in profit or loss for the year in accordance with PFRS.

Employee Benefits

Short-term Employee Benefits

Short-term employee benefits are expensed as the related service is provided. A liability is recognized for the amount expected to be paid if the Company has a present legal or constructive obligation to pay this amount as a result of the past service provided by the employee and the obligation can be estimated reliably.

Retirement Benefits Liability and Costs

The Company has an unfunded, non-contributory defined benefits retirement plan covering substantially all permanent, regular, full-time employees. The Company's obligation in respect of the defined benefits is calculated by estimating the amount of the future benefits that employees have earned in the current and prior periods and discounting that amount.

The calculation of defined benefits obligations is performed on a periodic basis by a qualified actuary using the projected unit credit method.

Remeasurements of the retirement benefits liability, which comprise of actuarial gains and losses, are recognized immediately in other comprehensive income. Such remeasurement are also immediately recognized in equity under "Accumulated remeasurements on retirement benefits". The Company determines the interest expense on the retirement benefits liability for the period by applying the discount rate used to measure the defined benefits obligation at the beginning of the annual period to the then retirement benefits liability, taking into account any changes in the retirement benefits liability during the period as a result of benefit payments, if any. Interest expense and other expenses related to defined benefits plans are recognized in profit or loss.

When the benefits of the plan are changed or when the plan is curtailed, the resulting change in benefit that relates to past service or gain or loss on curtailment is recognized immediately in profit or loss. The Company recognizes gains or losses on the settlement of defined benefits plans when the settlement occurs.

Leases

The determination of whether an arrangement is, or contains, a lease is based on the substance of the arrangement and requires an assessment of whether the fulfillment of the arrangement is dependent on the use of a specific asset or assets and the arrangement conveys a right to use the asset. A reassessment is made after the inception of the lease only if one of the following applies:

- (a) there is a change in contractual terms, other than a renewal or extension of the arrangement;
- (b) a renewal option is exercised or an extension is granted, unless the term of the renewal or extension was initially included in the lease term;

- (c) there is a change in the determination of whether fulfillment is dependent on a specific asset; or
- (d) there is a substantial change to the asset.

Where a reassessment is made, lease accounting shall commence or cease from the date when the change in circumstances gives rise to the reassessment for scenarios (a), (c) or (d) above, and at the date of renewal or extension period for scenario (b).

Company as Lessee

Leases where the lessors retain substantially all the risks and benefits of ownership of the asset are classified as operating leases. Operating lease payments are recognized as expense in profit or loss on a straight-line basis over the lease term. Associated costs such as maintenance and insurance are expensed as incurred.

Income Taxes

Provision for income tax is composed of current income tax and deferred income tax. Provision for income tax is recognized in profit or loss except to the extent that it relates to items recognized directly in equity or in other comprehensive income, in which case, it is recognized directly in equity or in other comprehensive income.

Current Income Tax

Current income tax assets and liabilities for the current and prior periods are measured at the amount expected to be recovered from or paid to the taxation authorities. The tax rates and tax laws used as basis to compute the amount are those that have been enacted or substantively enacted at the reporting date.

Deferred Income Tax

Deferred income tax is provided, using the balance sheet liability method, on all temporary differences at the reporting date between the tax bases of assets and liabilities and their carrying amounts for financial reporting purposes.

Deferred income tax liabilities are recognized for all taxable temporary differences. Deferred income tax assets are recognized for all deductible temporary differences, to the extent that it is probable that sufficient future taxable profits will be available against which the deductible temporary differences can be utilized.

The carrying amount of deferred income tax assets is reviewed at each reporting date and reduced to the extent that it is no longer probable that sufficient future taxable profits will be available to allow all or part of the deferred income tax assets to be utilized. Unrecognized deferred income tax assets are reassessed at each reporting date and are recognized to the extent that it has become probable that sufficient future taxable profits will allow the deferred income tax asset to be recovered.

Deferred income tax assets and deferred income tax liabilities are measured at the tax rates that are expected to apply to the year when the asset is realized or the liability is settled, based on tax rates and tax laws that have been enacted or substantively enacted at the reporting date.

Deferred income tax assets and deferred income tax liabilities are offset, if a legally enforceable right exists to offset current income tax assets against current income tax liabilities and the deferred income taxes relate to the same taxable entity and the same taxation authority.

Related Party Transactions and Relationships

Related party relationships exist when the party has the ability to control, directly or indirectly, through one or more intermediaries, or exercise significant influence over the other party in making financial and operating decisions. Such relationships also exist between and/or among entities which are under common control with the reporting entity and its key management personnel, directors or stockholders. In considering each possible related party relationship, attention is directed to the substance of the relationship, and not merely to the legal form. Related parties may be individual or corporate entities.

Foreign Currency-denominated Transactions and Translations

Transactions in foreign currencies are recorded using the functional currency exchange rate at the date of transaction. Outstanding monetary assets and monetary liabilities denominated in foreign currencies are translated using the closing exchange rate at the reporting date. All differences are taken to profit or loss. Non-monetary items that are measured in terms of historical cost in a foreign currency are translated using the exchange rates as at the dates of the initial transactions.

Provisions

Provisions are recognized when the Company has a present obligation (legal or constructive) as a result of a past event, it is probable (i.e., more likely than not) that an outflow of resources embodying economic benefits will be required to settle the obligation, and a reliable estimate can be made of the amount of the obligation. Where the Company expects some or all of the provision to be reimbursed, the reimbursement is recognized as a separate asset, but only when the reimbursement is virtually certain. The expense relating to any provision is presented in profit or loss, net of reimbursement. If the effect of the time value of money is material, provisions are discounted using the current pre-tax rate that reflects, where appropriate, the risks specific to the liability. Where discounting is used, the increase in the provision due to the passage of time is recognized as interest expense. Provisions are reviewed at each reporting date and adjusted to reflect the current best estimate.

Contingencies

Contingent liabilities are not recognized in the financial statements but are disclosed in the notes to financial statements unless the outflow of resources embodying economic benefits is remote. Contingent assets are not recognized in the financial statements but are disclosed in the notes to financial statements when an inflow of economic benefits is probable.

Events After the Reporting Date

Events after the reporting date that provide additional information about the Company's position at the reporting date (adjusting events) are reflected in the financial statements. Events after the reporting date that are not adjusting events are disclosed in the notes to financial statements when material.

Standards Issued But Not Yet Adopted

A number of new standards and amendments to standards are effective for annual periods beginning after January 1, 2017. However, the Company has not applied the following relevant and applicable new or amended standards in preparing these financial statements. Unless otherwise stated, none of these are expected to have a significant impact on the Company's financial statements.

Effective January 1, 2018

- PFRS 9, *Financial Instruments (2014)*, replaces PAS 39, *Financial Instruments: Recognition and Measurement*, and supersedes the previously published versions of PFRS 9 that introduced new classifications and measurement requirements (in 2009 and 2010) and a new hedge accounting model (in 2013). PFRS 9 includes revised guidance on the classification and measurement of financial assets, including a new expected credit loss model for calculating impairment, guidance on own credit risk on financial liabilities measured at fair value and supplements the new general hedge accounting requirements published in 2013. PFRS 9 incorporates new hedge accounting requirements that represent a major overhaul of hedge accounting and introduces significant improvements by aligning the accounting more closely with risk management.

The adoption of PFRS 9 will have no significant impact on the classification and measurement of the Company's financial assets and financial liabilities at January 1, 2018. Further, future adoption of the new hedge accounting requirements will have no effect on the Company's financial statements since the Company has no transactions eligible for hedge accounting. The Company also assessed that the adoption of this new standard will have no significant impact on the amount of impairment of the Company's financial assets.

- PFRS 15, *Revenue from Contracts with Customers*, replaces PAS 11, *Construction Contracts*, PAS 18, *Revenue*, IFRIC 13, *Customer Loyalty Programmes*, IFRIC 18, *Transfer of Assets from Customers*, and SIC-31, *Revenue - Barter Transactions Involving Advertising Services*. The new standard introduces a new revenue recognition model for contracts with customers which specifies that revenue should be recognized when (or as) a company transfers control of goods or services to a customer at the amount to which the company expects to be entitled. Depending on whether certain criteria are met, revenue is recognized over time, in a manner that best reflects the company's performance, or at a point in time, when control of the goods or services is transferred to the customer. The standard does not apply to insurance contracts, financial instruments or lease contracts, which fall in the scope of other PFRS. It also does not apply if two companies in the same line of business exchange non-monetary assets to facilitate sales to other parties. Furthermore, if a contract with a customer is partly in the scope of another PFRS, then the guidance on separation and measurement contained in the other PFRS takes precedence.

The Company assessed that the adoption of PFRS 15 will have no significant impact on the Company's financial statements.

- Philippine Interpretation IFRIC-22, *Foreign Currency Transactions and Advance Consideration* clarifies that the transaction date to be used for translation for foreign currency transactions involving an advance payment or receipt is the date on which the entity initially recognizes the prepayment or deferred income arising from the advance consideration. For transactions involving multiple payments or receipts, each payment or receipt gives rise to a separate transaction date. The interpretation applies when an entity pays or receives consideration in a foreign currency and recognizes a non-monetary asset or liability before recognizing the related item.

The Company assessed that the new standard will not have a significant impact in terms of the amounts reported in the financial statements. However, upon adoption, the Company will update its disclosure in accordance with the guidance on translation for foreign currency transactions involving advance consideration.

Effective January 1, 2019

- PFRS 16, *Leases* supersedes PAS 17, *Leases* and the related Philippine Interpretations. The new standard introduces a single lease accounting model for lessees under which all major leases are recognized on-balance sheet, removing the lease classification test. Lease accounting for lessors essentially remains unchanged except for a number of details including the application of the new lease definition, new sale-and-leaseback guidance, new sub-lease guidance and new disclosure requirements.

Practical expedients and targeted reliefs were introduced including an optional lessee exemption for short-term leases (leases with a term of 12 months or less) and low-value items, as well as the permission of portfolio-level accounting instead of applying the requirements to individual leases. New estimates and judgmental thresholds that affect the identification, classification and measurement of lease transactions, as well as requirements to reassess certain key estimates and judgments at each reporting date were also introduced.

Early adoption is permitted. The Company has completed an initial assessment of the potential impact on its financial statements. The actual impact of applying PFRS 16 on the financial statements in the period of initial application will depend on future economic conditions and the Company's latest assessment of whether it will exercise any lease renewal options.

So far, the most significant impact identified is that the Company will recognize new assets and liabilities for the operating lease of its office space and warehouse.

In addition, the nature of expenses related to this lease will now change as PFRS 16 replaces the straight-line operating lease expense with a depreciation charge for right-of-use of assets and interest expense on lease liabilities.

- Philippine Interpretation IFRIC-23, *Uncertainty over Income Tax Treatments* clarifies how to apply the recognition and measurement requirements in PAS 12, *Income Taxes* when there is uncertainty over income tax treatments. Under the interpretation, whether the amounts recorded in the financial statements will differ to that in the tax return, and whether the uncertainty is disclosed or reflected in the measurement, depends on whether it is probable that the tax authority will accept the Company's chosen tax treatment. If it is not probable that the tax authority will accept the Company's chosen tax treatment, the uncertainty is reflected using the measure that provides the better prediction of the resolution of the uncertainty - either the most likely amount or the expected value.

The interpretation also requires the reassessment of judgments and estimates applied if facts and circumstances change - e.g. as a result of examination or action by tax authorities. Following changes in tax rules or when a tax authority's right to challenge a treatment expires.

Earlier application is permitted. The interpretation can be initially applied retrospectively applying PAS 8, *Accounting Policies, Changes in Accounting Estimates and Errors* if possible without the use of hindsight, or retrospectively with the cumulative effect recognized at the date of initial application without restating comparative information.

- PAS 19, *Employee Benefits - Plan Amendment, Curtailment or Settlement (Amendments)* clarify that on amendment, curtailment or settlement of a defined benefit plan, an entity now uses updated actuarial assumptions to determine its current service cost and net interest for the period. The effect of the asset ceiling is disregarded when calculating the gain or loss on any settlement of the plan and is dealt with separately in other comprehensive income.

The amendments apply for plan amendments, curtailments or settlements that occur on or after the beginning of the first annual reporting period that begins on or after January 1, 2019. Earlier application is permitted.

Effective January 1, 2020

- *Amendments to References to Conceptual Framework in PFRS Standards* sets out amendments to PFRS Standards, their accompanying documents and PFRS practice statements to reflect the issuance of the revised Conceptual Framework for Financial Reporting in 2018 (2018 Conceptual Framework). The 2018 Conceptual Framework includes a new chapter on measurement, guidance on reporting financial performance, improved definitions of an asset and a liability, and guidance supporting these definitions, and clarifications in important areas, such as the roles of stewardships, prudence and measurement uncertainty in financial reporting.

Some Standards, their accompanying documents and PFRS practice statements contain references to, or quotations from, the International Accounting Standards Committee (IASB)'s Framework for the Preparation and Presentation of Financial Statements adopted by the International Accounting Standards Board (IASB) in 2001 or the Conceptual Framework for Financial Reporting issued in 2010. The amendments update some of those references and quotations so that they refer to the 2018 Conceptual Framework, and makes other amendments to clarify which version of the Conceptual Framework is referred to in particular documents.

- PAS 1, *Presentation of Financial Statements* and PAS 8, *Accounting Policies, Changes in Accounting Estimates and Errors - Definition of Material (Amendments)* refine the definition of material. The amended definition of material states that information is material if omitting, misstating or obscuring it could reasonably be expected to influence the decisions that the primary users of general purpose financial statements make on the basis of those financial statements, which provide financial information about a specific reporting entity. The amendments clarify the definition of material and its application by:
 - (a) raising the threshold at which information becomes material by replacing the term "could influence" with "could reasonably be expected to influence";
 - (b) including the concept of "obscuring information" alongside the concept of "omitting" and "misstating" information in the definition;
 - (c) clarifying that the users to which the definition refers are the primary users of general purpose financial statements referred to in the Conceptual Framework;
 - (d) clarifying the explanatory paragraphs accompany the definition; and
 - (e) aligning the wording of the definition of material across PFRS Standards and other publications.

The amendments are expected to help entities make better materiality judgments without substantively changing existing requirements.

The amendments apply prospectively. Earlier application is permitted.

4. Management's Use of Judgments, Accounting Estimates and Assumptions

The preparation of the financial statements in accordance with PFRS requires management to exercise judgments, make accounting estimates and use assumptions that affect reported amounts of assets, liabilities, income and expenses and related disclosures. Future events may occur which will cause the assumptions used in arriving at the accounting estimates to change. The effects of any change in accounting estimates are reflected in the financial statements as they become reasonably determinable.

Accounting judgments, estimates and assumptions are continually evaluated and are based on historical experience and other factors including expectations of future events that are believed to be reasonable under the circumstances.

Judgments

In the process of applying the Company's accounting policies, management has made the following judgments, apart from those involving estimation, which has the most significant effect on the amounts recognized in the financial statements.

Determination of the Company's Functional Currency

The Company considers factors, including but not limited to, the currency that mainly influences sales prices of its goods and the currency in which receipts from operating activities are usually retained. Based on the economic substance of the underlying circumstances relevant to the Company, the functional currency has been determined to be the Philippine peso. It is the currency that mainly influences the Company's operations.

Operating Lease -Company as a Lessee

The Company entered into various lease agreements for its office space and warehouse as a lessee. The Company has determined that the lessors retain all significant risks and rewards of ownership of these properties which are accounted for under operating leases.

Accounting Estimates and Assumptions

The key estimates and assumptions concerning the future and other key sources of estimation uncertainty at the reporting date that have a significant risk of causing a material adjustment to the carrying amounts of assets and liabilities within the next financial year are described below:

Allowance for Impairment Losses on Receivables

The Company maintains an allowance for impairment losses at a level considered adequate to provide for potential uncollectible receivables. The Company performs regular review of the age and status of these accounts, designed to identify accounts with objective evidence of impairment and provides these with the appropriate allowance for impairment losses. The review is accomplished using a combination of specific and collective assessment approaches, with the impairment losses being determined for each risk grouping identified by the Company. The amount and timing of recorded expenses for any period would differ if the Company made different judgments or utilized different methodologies. An increase in allowance for impairment losses would increase the recorded general and administrative expenses and decrease current assets.

The carrying values of trade and other receivables amounted to P761,984,325 and P750,313,182 as at December 31, 2017 and 2016, respectively. As at December 31, 2017 and 2016, the Company's allowance for impairment losses on trade receivables amounted P2,620,922 and P3,340,548, respectively (see Note 6).

Determination of Net Realizable Value (NRV) of Inventories

The Company's estimates of the NRV of inventories are based on the most reliable evidence available at the time the estimates are made, of the amount that the inventories are expected to be realized. These estimates consider the inventory obsolescence, physical deterioration, fluctuations of price or cost directly relating to events occurring after the end of the period to the extent that such events confirm conditions existing at the end of the period. A new assessment is made at NRV in each subsequent period. When the circumstances that previously caused inventories to be written down below cost no longer exist or when there is a clear evidence of an increase in NRV because of changes in economic circumstances, the amount of the write-down is reversed so that the new carrying amount is the lower of the cost and the revised NRV.

Management assessed that no allowance to write-down inventories to NRV was necessary as at December 31, 2017 and 2016. The cost of inventories amounted to P694,796,560 and P517,568,072 as at December 31, 2017 and 2016, respectively (see Note 7).

Estimation of Useful Lives of Property and Equipment

The Company estimates the useful lives of property and equipment based on the period over which the asset is expected to be available for use. The estimated useful lives of property and equipment are reviewed periodically and are updated if expectations differ from previous estimates due asset utilization, internal technical evaluation, technological changes, environmental and anticipated use of the assets tempered by related industry benchmark information. It is possible that future financial performance could be materially affected by changes in these estimates brought about by changes in the factors mentioned. Any reduction in the estimated useful lives of the property and equipment would increase depreciation and amortization expense and decrease noncurrent assets.

The estimated useful lives of property and equipment are discussed in Note 3 to financial statements. There is no change in the Company's estimate of useful lives of property and equipment in 2017 and 2016.

The carrying amounts of property and equipment amounted to P3,478,931 and P4,489,690 as at December 31, 2017 and 2016, respectively. Depreciation and amortization recognized in profit or loss amounted to P2,051,051 and P1,641,539 in 2017 and 2016, respectively (see Notes 9 and 15).

Impairment of Noncurrent Nonfinancial Assets

The Company assesses at the end of each reporting period whether there is any indication that its noncurrent nonfinancial assets which pertains to property and equipment are impaired. If any such indication exists, the Company estimates the recoverable amount of these assets. Determining the fair value of these noncurrent nonfinancial asset which requires the determination of the future cash flows expected to be generated from the continued use and ultimate disposition of such assets, requires the Company to make estimates and assumptions that can materially affect the financial statements. Future events could cause management to conclude that these assets are impaired. Any resulting impairment loss could have a material adverse impact on the Company's financial position and financial performance. The preparation of the estimated future cash flows involves significant judgment and estimations. While management believes that the assumptions made are appropriate and reasonable, significant changes in management assumptions may materially affect the assessment of recoverable values and may lead to future additional impairment charges under PFRS.

The carrying amounts of property and equipment amounted to P3,478,931 and P4,489,690 as at December 31, 2017 and 2016, respectively. No impairment loss was recognized for the Company's property and equipment in 2017 and 2016 (see Note 9).

Estimation of Retirement Benefits Liability and Costs

The cost of defined benefits retirement plans, as well as the present value of the defined benefits obligation, is determined using actuarial valuations. The actuarial valuations involve making various assumptions. These include the determination of the discount rates, future salary increases, mortality rates and future pension increases. Due to the complexity of the valuation, the underlying assumptions and its long-term nature, defined benefits obligations are highly sensitive to changes in these assumptions. All assumptions are reviewed at each reporting period.

The Company has retirement benefits liability amounting to P14,233,985 and P11,960,102 as at December 31, 2017 and 2016, respectively. (see Note 17).

Recognition of Deferred Income Tax Assets

The Company reviews its deferred income tax assets at each reporting date and reduces the carrying amount to the extent that is no longer probable that sufficient future taxable profits will be available to allow all or part of the deferred income tax assets to be utilized. The Company also reviews the expected timing and tax rates upon reversal of temporary differences and adjusts the impact on deferred income tax accordingly. The Company's assessment on the recognition of deferred income tax assets is based on the forecasted taxable income of the subsequent reporting periods. This forecast is based on the Company's past results and future expectations on revenues and expenses. While the Company believes that its assumptions are appropriate and reasonable, significant changes in these assumptions may materially affect the Company's assessment of the realizability of deferred income tax assets and may lead to future addition to the provision for deferred income tax.

The Company has recognized deferred income tax assets amounting to P5,279,156 and P5,472,506 as at December 31, 2017 and 2016, respectively (see Note 19).

Provisions and Contingencies

The Company, in the ordinary course of business, sets up appropriate provisions for certain contractual and regulatory obligations, if any, in accordance with its policies on provisions and contingencies. In recognizing and measuring provisions, management takes risk and uncertainties into account.

The Company has recognized a provision for probable losses amounting to P5,747,925 and nil as at December 31, 2017 and 2016, respectively (see Notes 10 and 15).

5. Cash

This account consists of:

	<i>Note</i>	2017	2016
Cash on hand		P325,398	P449,598
Cash in banks	20	73,614,333	14,071,162
		P73,939,731	P14,520,760

Cash in banks earns interest at the respective bank deposit rates.

Interest income recognized in profit or loss from bank deposits amounted to P80,816 and P73,654 in 2017 and 2016, respectively (see Note 16).

6. Trade and Other Receivables

This account consists of:

	Note	2017	2016
Trade:			
Third parties		P507,965,424	P471,478,157
Related parties	11	219,122,389	137,743,807
Less allowance for impairment losses on trade receivables		(2,620,922)	(3,340,548)
		724,466,891	605,881,416
Nontrade		37,189,362	140,849,339
Others		328,072	3,582,427
	20	P761,984,325	P750,313,182

Trade receivables are unsecured, non-interest-bearing and generally have a 30 to 60 days credit term.

Nontrade receivables pertain to unreimbursed portion of expenses paid in advance by the Company on behalf of its suppliers for brand promotions. These are non-interest-bearing and generally have a 60 to 90 days credit term.

The movement in allowance for impairment losses on trade receivables during the year was as follows:

	2017	2016
Balance at beginning of year	P3,340,548	P3,340,548
Write-off	(719,626)	-
Balance at end of year	P2,620,922	P3,340,548

7. Inventories

This account consists of:

	Note	2017	2016
Spirits - at cost		P530,912,055	P381,391,424
Wines - at cost		51,121,349	73,264,237
Specialty beverages - at cost		112,763,156	62,912,411
	14	P694,796,560	P517,568,072

In 2017 and 2016, the inventories amounting to P1,644,155,615 and P1,455,222,626, respectively, were recognized as an expense during the year and included in "Cost of goods sold".

8. Prepaid Expenses and Other Current Assets

This account consists of:

	2017	2016
Advances to suppliers	P58,202,844	P92,454,056
Prepaid expenses	1,190,783	440,283
Input VAT on imports	7,756,548	-
	P67,150,175	P92,894,339

Advances to suppliers pertain to initial down payment for purchases of inventories and will be applied against future progress billings.

In 2017, the Company recognized an impairment loss on its unutilized creditable withholding taxes (see Note 15).

9. Property and Equipment

The movements and balances in this account are as follows:

	Transportation and Equipment	Furniture and Fixtures	Leasehold Improvements	Machinery and Equipment	Office Equipment	Total
Cost						
December 31, 2015	P17,424,866	P3,882,920	P7,881,631	P1,826,001	P6,769,015	P37,784,433
Additions	43,125	-	964,170	57,143	1,205,737	2,270,175
December 31, 2016	17,467,991	3,882,920	8,845,801	1,883,144	7,974,752	40,054,808
Additions	-	34,141	-	209,808	796,343	1,040,292
December 31, 2017	17,467,991	3,917,061	8,845,801	2,092,952	8,771,095	41,094,900
Accumulated Depreciation						
December 31, 2015	17,424,866	3,683,981	5,980,953	507,717	6,325,862	33,923,379
Depreciation and amortization for the year	11,979	152,814	481,862	394,167	600,717	1,641,539
December 31, 2016	17,436,845	3,836,795	6,462,815	901,884	6,926,579	35,564,918
Depreciation and amortization for the year	14,375	64,891	592,977	443,223	935,585	2,051,051
December 31, 2017	17,451,220	3,901,686	7,055,792	1,345,107	7,862,164	37,615,969
Carrying Amounts						
December 31, 2016	P31,146	P46,125	P2,382,986	P981,260	P1,048,173	P4,489,690
December 31, 2017	P16,771	P15,375	P1,790,009	P747,845	P908,931	P3,478,931

Depreciation and amortization expense in 2017 and 2016 were charged as part of "Operating expenses" in profit or loss.

10. Trade and Other Payables

This account consists of:

	Note	2017	2016
Trade payables to third parties	20	P212,714,270	P119,653,681
Nontrade:			
Related parties	11, 20	2,717,707	13,489,119
Third parties	20	39,891,739	47,762,585
Accrued expenses	20	14,666,018	2,426,029
Payables to government agencies		10,275,328	8,349,874
Provision	15	5,747,925	-
Output VAT - net		-	1,427,646
		P286,012,987	P193,108,934

Trade payables are non-interest-bearing and generally have a 30 to 60 days credit term.

Nontrade payables are amounts owed to nontrade suppliers such as manpower agencies, freight companies and other nontrade transactions. These are non-interest-bearing and generally have a 30 to 60 days credit term. These also include interest on advances from the Parent Company.

Accrued expenses consist mainly of accruals for warehousing, salaries and wages, utilities, importation charges and other operating expenses.

In 2017, the Company set-up a provision for any probable liabilities that may arise as a result of conducting its business. The disclosures of additional details beyond the present disclosures may prejudice the Company's position with respect to these matters. Thus, as allowed by PAS 37, *Provisions, Contingent Liabilities and Contingent Assets*, only a general description is provided.

11. Related Party Transactions

Transactions and account balances with related parties as at and for the years ended December 31 are as follows:

Category	Year	Note	Transactions During the Year	Outstanding Balance		Terms	Conditions
				Trade Receivables	Amounts Owed to Related Parties		
Parent Company							
• Advances	2017	a	P -	P -	P105,000,000	Payable on demand on the second year from the date of receipt; annual interest rate of fixed 1.8% on the outstanding balance	Unsecured
	2016		-	-	105,000,000		
• Interest expense	2017	a, 10	1,890,000	-	787,500		
	2016		1,890,000	-	787,500		
• Management fee	2017	b, 15	60,000,000	-	106,700,000	Due and demandable non-interest-bearing	Unsecured
	2016		50,000,000	-	48,500,000		
Entities under Common Control							
• Advances	2017	c	-	-	86,000,000	Payable on demand; non-interest-bearing	Unsecured
	2016		-	-	86,000,000		
• Sales of goods	2017	d, 6	448,927,816	219,122,389	-	30 to 60-day credit term; non-interest-bearing	Unsecured; no impairment
	2016		429,940,063	137,743,807	-		
• Rent expense	2017	e, 10, 18	2,412,425	-	1,633,296	Demandable, non-interest bearing	Unsecured
	2016		2,061,293	-	1,053,350		
• Reimbursement of expenses	2017	f, 10	296,911	-	296,911	Payable on demand; non-interest bearing	Unsecured
	2016		722,433	-	11,648,269		
TOTAL	2017			P219,122,389	P300,417,707		
TOTAL	2016			P137,743,807	P252,989,119		

- a. Cash advances extended from its Parent Company in a form of promissory note. These advances earn annual interest rate of 1.8% with maturities of two (2) years.
- b. The Parent Company provides corporate services to the Company.
- c. These are cash advances from an entity under common control for additional working capital requirements.
- d. In the normal course of business, the Company distributes wines and liquors to entities under common control.
- e. The Company leases its office space from an entity under common control (see Note 18).
- f. This represents advances from officers and related parties in the form of reimbursement of expenses and working capital advances.
- g. The compensation of the key management personnel of the Company, by benefit type, follows:

	2017	2016
Short-term employee benefits	P2,799,844	P6,680,581
Retirement benefits cost	499,841	499,841
	P3,299,685	P7,180,422

As at December 31, 2017 and 2016, amounts owed to related parties are presented as follows:

	Note	2017	2016
Trade and other payables	10	P2,717,707	P13,489,119
Due to related parties		297,700,000	239,500,000
		P300,417,707	P252,989,119

12. Loan Payable

This account pertains to unsecured, peso-denominated loans obtained from a local bank with maturity of 90 days with annual interest rate of 2.875% and 2.375% in 2017 and 2016, respectively. This loan is intended to finance the inventory build up and additional working capital requirements of the Company.

This loan is not subject to compliance with any loan covenant.

Interest expenses recognized in profit or loss relating to loan payable amounted to P1,829,770 and P1,599,167 in 2017 and 2016, respectively (see Note 16).

13. Equity

Retained Earnings

On December 11, 2015, the Company's BOD approved the declaration of cash dividends amounting to P100 million, payable to stockholders of record as of the same date.

Stock corporations are prohibited from retaining surplus profits in excess of one hundred (100%) percent of their paid-in capital stock, except:

- a. when justified by definite corporate expansion projects or programs approved by the Board of Directors; or
- b. when the corporation is prohibited under any loan agreement with any financial institutions or creditors, whether local or foreign, from declaring dividends without their consent, and such consent has not yet been secured; or
- c. when it can be clearly shown that such retention is necessary under special circumstances of the corporation, such as when there is a need for special reserve for probable contingencies.

As at December 31, 2017, the Company has retained earnings in excess of its paid-up capital. The Company's management plans to apply for an increase in the authorized capital stock of the Company with the SEC in 2020 or 2021 to address the excess retained earnings.

14. Cost of Goods Sold

This account consists of:

	Note	2017	2016
Inventory at beginning of year		P517,568,072	P575,094,268
Net purchases during the year		1,821,384,103	1,397,696,430
Cost of goods available for sale		2,338,952,175	1,972,790,698
Inventory at end of year	7	(694,796,560)	(517,568,072)
		P1,644,155,615	P1,455,222,626

15. Operating Expenses

This account consists of:

	Note	2017	2016
Management fee	11	P60,000,000	P50,000,000
Warehousing and delivery		44,860,685	26,232,125
Advertising and samples		42,509,159	16,990,789
Salaries, wages and other employee benefits	17	38,445,753	29,925,766
Rent	18	9,783,136	10,149,729
Provision for probable losses	10	5,747,925	-
Taxes and licenses		5,120,236	5,030,805
Representation		4,637,538	4,754,743
Impairment losses on creditable withholding taxes	8	4,426,092	-
Utilities		3,533,786	3,915,334
Professional fees		2,101,384	1,984,520
Depreciation and amortization	9	2,051,051	1,641,539
Transportation and travel		1,911,756	1,885,972
Insurance		1,761,520	2,141,168
Office supplies		1,090,762	1,420,556
Janitorial services		1,067,469	931,979
Repair and maintenance		587,441	796,963
Miscellaneous		119,474	777,746
		P229,755,167	P158,579,734

16. Other Income (Charges) - net

This account consists of:

	Note	2017	2016
Interest expense	11, 12	(P3,719,770)	(P3,489,167)
Foreign exchange losses - net	20	(791,464)	(2,941,033)
Bank charges		(632,271)	(403,077)
Interest income	5	80,816	73,654
Reimbursements of salaries and wages		-	8,281,584
Commission income		-	1,615,944
Others - net		-	230,920
		(P5,062,689)	P3,368,825

Reimbursements of salaries and wages pertain to recovery of expense charged by the Company for promoting the products of its major suppliers.

Commission income is derived from intermediating between other local distributors of wines and liquors and foreign suppliers.

17. Retirement Benefits Liability

The Company has an unfunded, non-contributory, defined benefits retirement plan covering all of its regular, full-time employees. Costs are determined in accordance with the actuarial studies made for the plan. Under the plan, the employees are entitled to retirement benefits equivalent to an amount computed based on Republic Act No. 7641, *Retirement Pay Law*, equivalent to one-half month's salary for every year of service, with six (6) months or more of service considered as one year.

The succeeding table summarizes the components of retirement benefits cost under a defined benefits retirement plan recognized in profit or loss and the amount of retirement benefits liability recognized in the statements of financial position. Costs are determined in accordance with the actuarial studies made for the plan. Annual cost is determined using the projected unit credit method. The Company's latest actuarial valuation date is December 31, 2016.

The table below shows the present value of defined benefits retirement obligation/retirement benefits liability and its components as at December 31, 2017:

	2017	2016
Balance at beginning of year	P11,960,102	P12,022,819
Recognized in Profit or Loss		
Current service cost	1,630,430	1,630,430
Interest expense	643,453	508,639
Past service cost	-	(1,621,209)
	2,273,883	517,860
Included in Other Comprehensive Income		
Actuarial gain arising from:		
Financial assumptions	-	(847,445)
Experience adjustments	-	266,868
	-	(580,577)
Balance at end of year	P14,233,985	P11,960,102

The retirement benefits costs is recognized as part of "Salaries, wages, and other employee benefits" under "Operating expenses" in profit or loss.

The plan exposes the Company to actuarial risks such as interest rate risk, longevity risk and salary risk as follows:

Interest Risk

The present value of the defined benefits obligation is calculated using a discount rate determined by reference to market yields to government bonds. Generally, a decrease in the interest rate of a reference government bonds will increase the plan obligation.

Longevity and Salary Risks

The present value of the defined benefits obligation is calculated by reference to the best estimate of the mortality of the plan participants both during and after their employment and to their future salaries. Consequently, increases in the life expectancy and salary of the plan participants will result in an increase in the plan obligation.

The principal actuarial assumptions (in percentages) used to determine retirement benefits in 2016 are as follows:

Discount rate	5.38%
Salary increase rate	8.00%

Assumptions for mortality and disability rates are based on published statistics and mortality and disability tables.

The weighted average duration of the benefit payments is approximately 13.9 years as at December 31, 2016.

Sensitivity Analysis

Reasonably possible changes at the reporting date to one of the relevant actuarial assumptions, holding other assumptions constant, would have affected the defined benefits obligation by the amounts shown below:

	2017		2016	
	Defined Benefits Obligation		Defined Benefits Obligation	
	1 Percent Increase	1 Percent Decrease	1 Percent Increase	1 Percent Decrease
Discount rate	(P908,128)	P623,449	(P1,494,068)	P1,824,401
Future salary growth	1,281,059	(996,379)	1,631,740	(1,375,534)

Although the analysis does not take into account the full distribution of cash flows expected under the plan, it does provide an approximation of the sensitivity of the assumption shown.

It should be noted that in the event a benefit claim arises under that plan, the benefits shall be due and payable from the Company.

Funding Arrangements

The plan is unfunded and non-contributory. Benefit claims under the defined benefits retirement obligation are paid directly by the Company when they become due.

Asset-liability Matching

The Company does not perform any ALM study. The Company has no plan assets to match against liabilities under the retirement plan.

Maturity analysis of the benefit payments as at December 31, 2016 follow:

	Carrying Amount	Contractual Cash Flows	2016		
			Within 1 Year	Within 1 - 5 Years	More than 5 Years
Defined benefits obligation	P11,960,102	P14,745,976	P -	P745,385	P14,000,591

18. Operating Lease Agreements

Company as Lessee

- The Company leases from an entity under common control its office space with total area of 408.5 square meters for a term of three (3) years until July 15, 2018, renewable under terms and condition agreed upon by both parties (see Note 11).

- b. On February 20, 2015, the Company entered into a lease agreement with a third party for a covered warehouse and office building located at 3270 Gasanco Compound, Merville Annex Road, Pasay City for a term of five (5) years from April 1, 2015 to March 31, 2020, renewable upon agreement by both parties. Escalation rate is 5% starting second year and 10% starting fourth year.

The lease agreements provides for, among others, security deposits amounting to P2,322,120 and P2,207,120 as at December 31, 2017 and 2016, respectively, which are shown as "Refundable deposits" in the statements of financial position.

Total rent expense on the above-mentioned lease agreements recognized in profit or loss amounted to P9,783,136 and P10,149,729 in 2017 and 2016, respectively (see Note 15).

Future minimum lease payments under non-cancellable operating leases as at December 31 are as follows:

	2017	2016
Within one year	P9,155,648	P9,626,411
After one year but not more than five years	11,853,622	20,373,175
	P21,009,270	P29,999,586

19. Income Taxes

The components of provision for income tax are shown below:

	2017	2016
Current	P41,834,381	P58,074,309
Deferred	193,350	(939,273)
	P42,027,731	P57,135,036

Current income tax represents regular corporate income tax in 2017 and 2016.

The reconciliation of the provision for income tax computed at statutory income tax rate and the provision for income tax shown in profit or loss for the years ended December 31 is as follows:

	2017	2016
Income before income tax	P146,418,195	P190,493,388
Provision for income tax computed at statutory tax rate of 30%	P43,925,458	P57,148,016
Additions to (reductions in) income taxes resulting from the tax effects of:		
Other adjustments	(1,873,482)	9,116
Interest income subjected to final tax	(24,245)	(22,096)
Provision for income tax	P42,027,731	P57,135,036

The components of the Company's deferred income tax assets are as follows:

	2017	2016
Retirement benefits liability	P4,270,196	P3,588,031
Allowance for impairment losses on trade receivables	786,277	1,002,165
Unrealized foreign exchange losses	222,683	882,310
	P5,279,156	P5,472,506

The movements of net deferred income tax asset are accounted for as follows:

	2017	2016
Amount charged to profit or loss	(P193,350)	P939,273
Amount charged to OCI relating to remeasurement on defined benefits plan	-	(174,173)
Increase (decrease) in deferred income tax assets	(P193,350)	P765,100

20. Financial Risk and Capital Management Objectives and Policies

Financial Risk Management Objectives and Policies

The BOD has overall responsibility for the establishment and oversight of the Company's risk management framework.

The Company's financial instruments comprise of cash in banks, trade and other receivables, refundable deposits, security deposits, trade and other payables, due to related parties, loan payable and dividend payable.

The main objectives of the Company's financial risk management are as follows:

- to identify and monitor such risks on an ongoing basis;
- to minimize and mitigate such risks; and
- to provide a degree of certainty about costs.

The Company's finance and treasury functions operate as a centralized service for managing financial risks and activities as well as providing optimum investment yield and cost-efficient funding for the Company.

The Company has exposure to the following risks from its use of financial instruments:

- Credit Risk
- Market Risk
- Liquidity Risk

Credit Risk

The investment of the Company's cash resources is managed so as to minimize risk while seeking to enhance yield. The Company's holding of cash in banks, trade and other receivables, and refundable deposits expose the Company to credit risk if the counterparty is unwilling or unable to fulfill its obligations, and the Company consequently suffers financial loss. Credit risk management involves entering into financial instruments only with counterparties with acceptable credit standing. The treasury policy sets aggregate limits of any one counterparty and annually reviews the exposure limits and credit ratings of the counterparties.

The Company has credit management policies in place to ensure that rental contracts are entered into with lessees who have sufficient financial capacity and good credit history. The Company and certain related parties' respective credit management units conduct a comprehensive credit investigation and evaluation of each buyer to establish paying capacity and creditworthiness.

The carrying amount of financial assets represents the maximum credit exposure to credit risk as at December 31 as follows:

	Note	2017	2016
Cash in banks	5	P73,614,333	P14,071,162
Trade and other receivables - net	6	761,984,325	750,313,182
Refundable deposits	18	2,322,120	2,207,120
		P837,920,778	P766,591,464

As at December 31, 2017 and 2016, the aging per class of financial assets is as follows:

December 31, 2017

	Neither Past Due nor Impaired	Past Due but not Impaired			Impaired	Total
		1 to 30 Days	31 to 60 Days	More than 60 Days		
Cash in banks	P73,614,333	P -	P -	P -	P -	P73,614,333
Trade and other receivables	384,908,023	101,444,794	31,283,038	244,348,470	2,620,922	764,605,247
Refundable deposits	2,322,120	-	-	-	-	2,322,120
	P460,844,476	P101,444,794	P31,283,038	P244,348,470	P2,620,922	P840,541,700

December 31, 2016

	Neither Past Due nor Impaired	Past Due but not Impaired			Impaired	Total
		1 to 30 Days	31 to 60 Days	More than 60 Days		
Cash in banks	P14,071,162	P -	P -	P -	P -	P14,071,162
Trade and other receivables	485,763,235	89,252,841	58,379,619	136,917,487	3,340,548	753,653,730
Refundable deposits	2,207,120	-	-	-	-	2,207,120
	P482,041,517	P89,252,841	P58,379,619	P136,917,487	P3,340,548	P769,932,012

The Company's policy is to enter into transactions with a diversity of credit worthy parties to mitigate any significant concentration of credit risk. There is no significant concentration of credit risk within the Company.

As at December 31, 2017 and 2016, the Company does not expect any counterparty, other than trade customers, to fail to meet their obligations, thus, related risk is deemed to be insignificant.

Credit Risk Concentration. The Company's exposure to credit risk arises from default of counterparty. Generally, the maximum credit risk exposure of trade and other receivables is its carrying amount without considering collaterals or credit enhancements, if any. The Company has no significant concentration of credit risk since the Company deals with a large number of customers. The Company does not execute any credit guarantee in favor of any counterparty.

Credit Quality. In monitoring and controlling credit extended to counterparty, the Company adopts a comprehensive credit rating system based on financial and nonfinancial assessments of its customers. Financial factors being considered comprised of the financial standing of the customer while the nonfinancial aspects include but are not limited to the assessment of the customer's nature of business, management profile, industry background, payment habit and both present and potential business dealings with the Company.

The credit quality of the Company's financial assets that are neither past due nor impaired as at December 31, 2017 and 2016 are as follows:

	December 31, 2017			Total
	High Grade	Standard Grade	Substandard Grade	
Cash in banks	P73,614,333	P -	P -	P73,614,333
Trade and other receivables	-	384,908,023	-	384,908,023
Refundable deposits	-	2,322,120	-	2,322,120
	P73,614,333	P387,230,143	P -	P460,844,476

	December 31, 2016			Total
	High Grade	Standard Grade	Substandard Grade	
Cash in banks	P14,071,162	P -	P -	P14,071,162
Trade and other receivables	-	465,763,235	-	465,763,235
Refundable deposits	-	2,207,120	-	2,207,120
	P14,071,162	P467,970,355	P -	P482,041,517

The Company assessed the credit quality of the financial assets that are neither past due nor impaired as follows:

- Cash in banks were assessed as high grade since these are deposited in reputable banks with a good credit standing, which have a low profitability of insolvency and can be withdrawn anytime. The credit quality of these financial assets is considered to be high grade.
- High grade trade and other receivables pertain to those receivables from customers who consistently pay before the maturity date. Standard grade trade and other receivable includes those that are collected on their due dates event without an effort from the Company to follow them up while receivables which are collected on their due dates provided that Company made a persistent effort to collect them are included under substandard grade receivables.
- Standard grade for refundable deposits pertains to unsecured rental deposit related to the Company's lease commitment.

Liquidity Risk

The following are the contractual maturities of financial assets and liabilities, including estimated interest payments and excluding the impact of netting agreements:

As at December 31, 2017				
	Carrying Amount	Contractual Cash Flows	Within 1 Year	1 to 5 Years
Financial Assets				
Cash in banks	P73,614,333	P73,614,333	P73,614,333	P -
Trade and other receivables - net	761,984,325	761,984,325	761,984,325	-
Refundable deposits	2,322,120	2,322,120	-	2,322,120
	P837,920,778	P837,920,778	P835,598,658	P2,322,120

As at December 31, 2017				
	Carrying Amount	Contractual Cash Flows	Within 1 Year	1 to 5 Years
Financial Liabilities				
Trade and other payables*	P269,989,734	P269,989,734	P269,989,734	P -
Due to related parties	297,700,000	299,590,000	299,590,000	-
Loan payable	50,000,000	50,704,966	50,704,966	-
Dividend payable	100,000,000	100,000,000	100,000,000	-
	P717,689,734	P720,284,700	P720,284,700	P -

*Excluding provision and payables to government agencies.

As at December 31, 2016				
	Carrying Amount	Contractual Cash Flows	Within 1 Year	1 to 5 Years
Financial Assets				
Cash in banks	P14,071,162	P14,071,162	P14,071,162	P -
Trade and other receivables - net	750,313,182	750,313,182	750,313,182	-
Refundable deposits	2,207,120	2,207,120	-	2,207,120
	P766,591,464	P766,591,464	P764,384,344	P2,207,120

As at December 31, 2016				
	Carrying Amount	Contractual Cash Flows	Within 1 Year	1 to 5 Years
Financial Liabilities				
Trade and other payables*	P183,331,414	P183,331,414	P183,331,414	P -
Due to related parties	239,500,000	240,287,500	240,287,500	-
Loan payable	70,000,000	70,815,308	70,815,308	-
Dividend payable	100,000,000	100,000,000	100,000,000	-
	P592,831,414	P594,434,222	P594,434,222	P -

*Excluding payables to government agencies and output VAT - net.

It is not expected that the cash flows included in the maturity analysis could occur significantly earlier, or at significantly different amounts.

Market Risk

Market risk is the risk that changes in market prices, such as foreign exchange rates, interest rates and other market prices will affect the Company's income or the value of its holdings of financial instruments. The objective of market risk management is to manage and control market risk exposures within acceptable parameters, while optimizing the return. The Company is subject to foreign currency risk.

Foreign Currency Risk

The Company's foreign currency denominated assets and liabilities as at December 31, 2017 and 2016 are as follows:

As at December 31, 2017					
Currency	Financial Assets	Financial Liabilities	Net Foreign Currency Liabilities	Exchange Rate	PHP Equivalent
USD	-	319,405	319,405	49.93	15,947,892
EUR	-	238,932	238,932	59.61	14,242,737
					30,190,629

As at December 31, 2016					
Currency	Financial Assets	Financial Liabilities	Net Foreign Currency Liabilities	Exchange Rate	PHP Equivalent
USD	-	194,923	194,923	49.81	9,709,699
EUR	-	257,743	257,743	51.84	13,361,500
AUD	-	242,155	242,155	35.78	8,663,265
					31,734,464

Net foreign exchange losses recognized in profit or loss amounted to P791,464 and P2,941,033 for the years ended December 31, 2017 and 2016, respectively (see Note 16).

Sensitivity Analysis

The following table demonstrates sensitivity of cash flows due to changes in foreign exchange rates with all variables held constant.

December 31, 2017		
	Percentage Increase in Foreign Exchange Rates	Effect in Income after Income Tax
USD	0.23%	P26,221 decrease
EUR	15%	1,494,245 decrease

December 31, 2016		
	Percentage Increase in Foreign Exchange Rates	Effect in Income after Income Tax
USD	6%	P382,355 decrease
EUR	3%	233,068 decrease
AUD	5%	304,840 decrease

Changes in foreign exchange rates are based on the average of the banks' forecasted closing exchange rates during the first quarter of the following calendar year. A movement in the opposite direction would increase/decrease income before income tax by the same amount, on the basis that all other variables remains constant.

Capital Management

The Company's objectives, when managing capital, are to increase the value of stockholders' investment and maintain high growth by applying free cash flows to selective investments that would further the Company's worth. The Company sets strategies with the objective of establishing a versatile and resourceful financial management and capital structure.

The Company defines capital as paid-in capital stock, additional paid-in capital and retained earnings. Other components of equity are excluded from capital for purposes of capital management. Profiles for capital ratios are set in the light of changes in the Company's external environment and the risks underlying the Company's business operations and industry.

The Company is not subject to externally-imposed capital requirements.

21. Fair Values of Financial Instruments

Cash, Trade and Other Receivables, Trade and Other Payables and Dividends Payable

The carrying amounts of the Company's cash, trade and other receivables, trade and other payables (excluding provision and payables to government agencies) and dividends payable approximate their fair values due to the short-term maturities of these financial instruments.

Refundable Deposits

The carrying amount of refundable deposit approximates its fair values as the impact of discounting is not significant.

Loan Payable and Due to Related Parties

The estimated fair values of loan payable and due to related parties are based on the present value of expected future cash flows using the applicable market rates for similar types of loans at reporting date. The difference between the carrying amount and fair value of loan payable and due to related parties is considered immaterial by management.

The carrying amounts and estimated fair values of the Company's financial assets and liabilities as at December 31, 2017 and 2016 are presented below:

	2017		2016	
	Carrying Amount	Fair Value	Carrying Amount	Fair Value
Loans and Receivables				
Cash	P73,939,731	P73,939,731	P14,520,760	P14,520,760
Trade and other receivables - net	761,984,325	761,984,325	750,313,182	750,313,182
Refundable deposits	2,322,120	2,316,206	2,207,120	2,201,498
	P838,246,176	P838,240,262	P767,041,062	P767,035,440

	2017		2016	
	Carrying Amount	Fair Value	Carrying Amount	Fair Value
Other Financial Liabilities				
Trade and other payables	P269,989,734	P269,989,734	P183,331,414	P183,331,414
Dividends payable	100,000,000	100,000,000	100,000,000	100,000,000
Loan payable	50,000,000	50,704,966	70,000,000	70,815,308
Due to related parties	297,700,000	299,590,000	239,500,000	240,287,500
	P717,689,734	P720,284,700	P592,831,414	P594,434,222

22. Reconciliation between the Opening and Closing Balances for Liabilities Arising from Financing Activities

The reconciliation of movements of liabilities to cash flows arising from financing activities in 2017 are as follow:

	Loan Payable	Accrued Interest	Total
Balances at beginning of year	P70,000,000	P787,500	P70,787,500
Cashflows from Financing Activities			
Payments of loan payable	(20,000,000)	-	(20,000,000)
Interest expense	-	3,719,770	3,719,770
Interest paid	-	(3,719,770)	(3,719,770)
	P50,000,000	P787,500	P50,787,500

23. Subsequent Events

Effects of Corona Virus Disease 2019 (COVID-19)

On March 8, 2020, under Proclamation 922, the President of the Philippines (the "President") has declared a state of public health emergency due to the spread of the Corona Virus Disease 2019 (COVID-19) in the country. Subsequently on March 16, 2020, under Proclamation 929, the previously declared state of public health emergency was upgraded into a state of calamity. To manage the spread of the COVID-19, the entire Luzon has been placed under an Enhanced Community Quarantine (ECQ), effective from March 17, 2020 until April 12, 2020, which was further extended to May 15, 2020. During the ECQ, a strict home quarantine is implemented in all households, all public transportation are suspended, provision for food and essential health services is regulated and the presence of uniformed military personnel to enforce quarantine procedures is heightened. Liquor bans have also been implemented in several areas under ECQ wherein drinking alcoholic beverages in public areas is prohibited and retail stores are only allowed to sell the same during a limited time in the day. On May 16, 2020 onwards, the Philippine government placed different areas of the country either Modified Enhanced Community Quarantine (MECQ) or General Community Quarantine (GCQ), depending on the assessed risk. Several local government units lifted the liquor bans under MECQ and GCQ, subject to certain restrictions. Since the Company's primary operation is the importation and distribution of wines and spirits, the Company was only able to operate limitedly amidst the quarantine period. Moreover, the Company continues to have a skeletal workforce to oversee and make sure facilities, vital equipment, sanitation and security are adequately and properly maintained. The Company has assessed that the ECQ being implemented by the government will have a potential unfavorable impact on the Company's revenues including the collection of its receivables, among others. However, the quantitative impact of this event on the Company's financial performance for the succeeding quarters is not yet determinable at this date. Nonetheless, the expected decline in operations does not pose a material uncertainty on the Company's ability to continue as a going concern.

Purchase of Pernod Shares

In February 2019, the Company engaged in a Shareholders' Agreement and a Share Purchase Agreement with Pernod Ricard Asia S.A.S and Allied Netherlands B.V. for the purchase of 30% shares of Pernod Ricards Philippines, Inc. (Pernod).

24. Supplementary Information Required by the Bureau of Internal Revenue (BIR) under Revenue Regulations No. 15-2010

In addition to the disclosures mandated under PFRS, and such other standards and/or conventions as may be adopted, companies are required by the BIR to provide in the notes to financial statements, certain supplementary information for the taxable year. The amounts relating to such information may not necessarily be the same with those amounts disclosed in the financial statements which were prepared in accordance with PFRS. The following are the tax information required for the taxable year ended December 31, 2017:

a. VAT

1. Output VAT	P227,409,995
Account title used:	
Basis of the Output VAT:	
Vatable sales	P1,895,083,293
Zero rated sales	130,308,373
Total sales	P2,025,391,666
2. Input VAT	
Beginning of the year	P -
Current year's domestic purchases:	
a. Goods for resale/manufacture or further processing	205,950,759
b. Goods other than for resale or manufacture	-
c. Services lodged under other accounts	19,713,061
VAT payments and other adjustments	9,502,723
VAT credits used	(227,409,995)
Balance at the end of the year	P7,756,548

b. Customs Duties and Tariff Fees

Landed cost of imports	P819,361,802
Customs duties and tariff fees paid or accrued	59,146,382
	P878,508,184

c. Excise Taxes

Imported excisable items wines and liquor	P146,554,698
---	--------------

d. Documentary Stamp Tax

On borrowings	P440,345
---------------	----------

e. Withholding Taxes

Tax on compensation and benefits	P5,630,026
Expanded withholding taxes	10,715,987
	P16,346,013

f. All Other Taxes (Local and National)

*Other taxes paid during the year recognized under
"Taxes and licenses" Account under Operating
Expenses*

License and permit fees

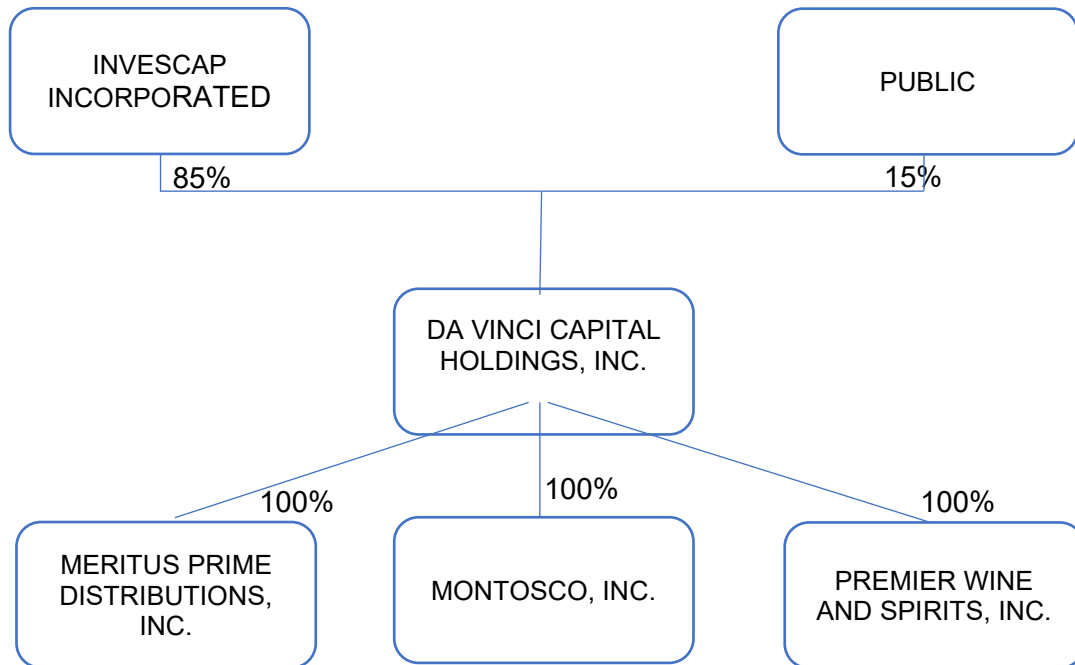
P4,679,891

g. Tax Cases and Assessments

As at December 31, 2017, the Company has no pending tax cases nor has received tax assessment notices from the BIR.

Information on tariff fees paid or accrued, are not applicable since the Company did not enter into transactions which will result to payment of accrual of such taxes.

OWNERSHIP STRUCTURE BEFORE THE
SHARE SWAP TRANSACTION



OWNERSHIP STRUCTURE AFTER THE
SHARE SWAP TRANSACTION

